



LG Pra.L Galvanic Ion Booster

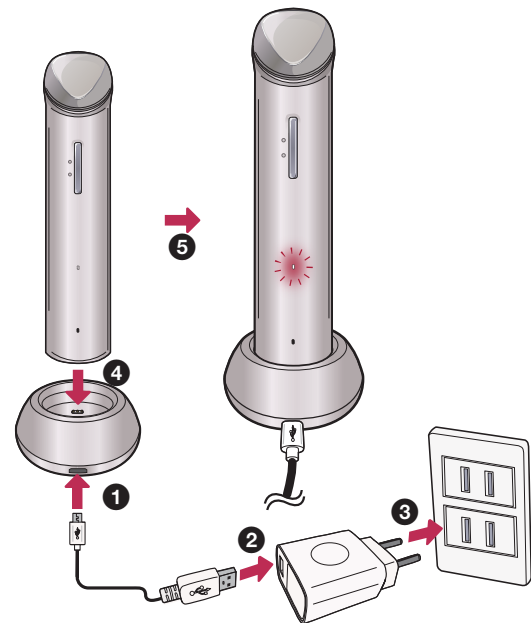
Model name
BBJ1 BBJ2



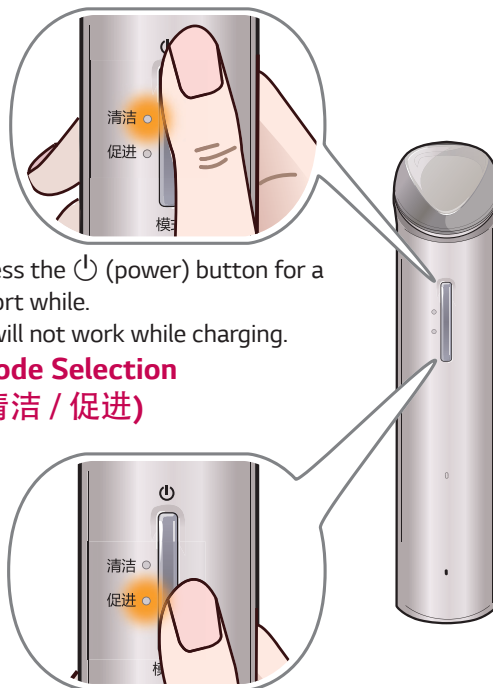
MBM66166253


1808_Rev03

Charge



Power on / off




Press the  (power) button for a short while.
It will not work while charging.

Mode Selection
(清洁 / 促进)


Press the 模式 button for a short while.
(清洁 → 促进)

Set voice guide function



Press the  (power) button for a long while. (until you can hear the voice guidance)
(Voice guide → Sound effect guide → Guide off (Mute))

Language Setting

Press the  (power) button and the 模式 button at the same time for a long while. (until you can hear the voice guidance)
(Chinese → English)

Safety cautions

- Stop using the device if there is smoke or an odor. In such cases turn off the power immediately, pull out the charging adapter and contact the service center.
- Always use the provided charging adapter.
- Damaged battery may cause explosion.
- Do not disassemble, repair, or remodel this product.
- Handle the power plug with dry hands.
- Do not expose the LED light of the UV head protection cap directly. Excessive exposure to the light can cause eye and skin damage.
- Recommend using the product once a day by mode. Using more than twice a day may cause burning sensation on skin.
- Before using the device, if you are currently undergoing dermatology related treatment or have skin problems, consult your dermatologist and then use it.
- Pregnancy, menstruation, lactating women are not recommended for use. (Unstable hormonal balance may cause temporary skin trouble.)
- Do not use the device for purposes other than those set out in this guideline.

Cleansing Mode (清洁)

Main functions: Warm, Ion (+)



Remove makeup and wash the face.



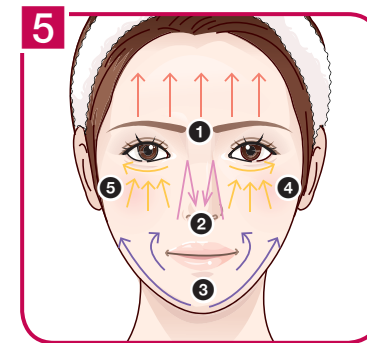
Apply moisture gel.



Turn on the power.



Press the 模式 button and select the 清洁 Mode.



According to the Voice Guide function, cleanse each area of the face in the order in the direction of an arrow.

- ➔ ➊ Forehead (45 seconds)
- ➔ ➋ Nose (45 seconds)
- ➔ ➌ Chin (30 seconds)
- ➔ ➍ Left cheek (30 seconds)
- ➔ ➎ Right cheek (30 seconds)



Rinse your face sufficiently with tepid water after cleansing.

Absorption Promotion Mode (促进)

Main functions: Warm, Ion (-), Ultrasonic wave



Remove makeup and wash the face.



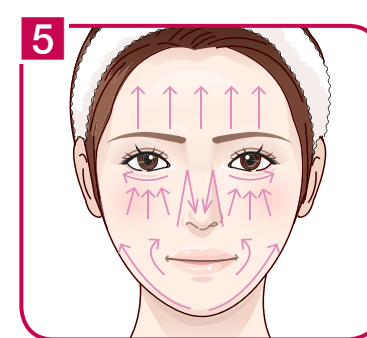
Apply cosmetics (eg, Vitamin C Serum).



Turn on the power.



Press the 模式 button and select the 促进 (absorption promotion) Mode.



Take care of each desired area for 3 minutes in the direction of an arrow.