

SIMPLE MANUAL

# MINI HI-FI AUDIO

Please read this manual carefully before operating your set and retain it for future reference.

To view the instructions of advanced features, visit <http://www.lg.com> and then download Owner's Manual. Some of the content in this manual may differ from your unit.

MODEL  
OM4560



[www.lg.com](http://www.lg.com)  
Printed in China

**WARNING:** This product contains chemicals known to the State of California to cause cancer and birth defects or other reproductive harm. ***Wash hands after handling.***

#### **FCC Compliance Statement**

This equipment has been tested and found to comply with the limits for a Class B digital device, pursuant to Part 15 of the FCC Rules. These limits are designed to provide reasonable protection against harmful interference in a residential installation. This equipment generates, uses, and can radiate radio frequency energy and, if not installed and used in accordance with the instructions, may cause harmful interference to radio communications. However, there is no guarantee that interference will not occur in a particular installation. If this equipment does cause harmful interference to radio or television reception, which can be determined by turning the equipment off and on, the user is encouraged to try to correct the interference by one or more of the following measures:

- Reorient or relocate the receiving antenna.
- Increase the separation between the equipment and the receiver.
- Connect the equipment to an outlet on a circuit different from that to which the receiver is connected.
- Consult the dealer or an experienced radio/TV technician for help.

This device complies with part 15 of the FCC Rules. Operation is subject to the following two conditions:

(1) this device may not cause harmful interference and  
(2) this device must accept any interference received, including interference that may cause undesired operation of the device. Any changes or modifications in construction of this device which are not expressly approved by the party responsible for compliance could void the user's authority to operate the equipment.

**FCC RF Radiation Exposure Statement :** This equipment complies with FCC radiation exposure limits set forth for an uncontrolled environment. This transmitter must not be co-located or operating in conjunction with any other antenna or transmitter.

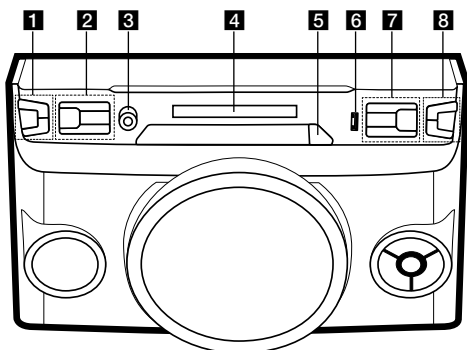
This equipment should be installed and operated with minimum distance 20 cm (7.8 inches) between the antenna and your body. Users must follow the specific operating instructions for satisfying RF exposure compliance.

#### **Responsible Party :**

LG Electronics USA, Inc.  
1000 Sylvan Ave  
Englewood Cliffs, NJ 07632  
Tel: 1-800-243-0000

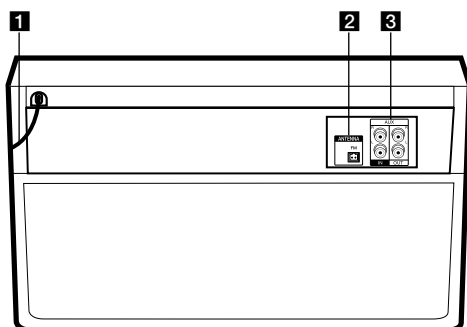


## Front Panel



- 1** (Power) : Switches the unit ON or OFF.  
MIC +/- : Adjusts microphone volume.
- 2** **F / WIRELESS LINK** : Selects the function and input source. / Press and hold for 3 seconds to select WIRELESS PARTY LINK mode.  
**REGION EQ / BASS BLAST** : Chooses region equalizer. / Press and hold for 3 seconds to select BASS (BASS BLAST) effect directly.  
**VOICE CANCELLER** : You can enjoy the function while playing the music, by reducing singer vocal of music in the various source.  
**USB REC / DEMO** : Records to USB. / Shows Demo mode.
- 3** **MIC 1** : Connect a microphone.
- 4** Display window
- 5** : Opens and closes the disc tray.
- 6** **USB Port** : You can play or record sound files by connecting the USB device.
- 7** **⏮ / ⏭** : Skips fast backward or forward. / Searches for a section within a track/file.  
 : Stops playback or cancels **DELETE** function.  
**> / ||** : Starts or pauses playback.
- 8** **VOL +/-** : Adjusts speaker volume.  
**LIGHTING / PARTY LINK** : Turns on/off the lighting effects. / Press and hold for 3 seconds to select PARTY LINK mode.

## Rear Panel



- 1** Power cord
- 2** FM ANTENNA
- 3** **AUX IN (L/R)**  
**AUX OUT (L/R)**

### Controller App



Download the **Music Flow Bluetooth** App to your device.


### LG Sound Sync (Wireless)



For more information, download the online owner's manual. <http://www.lg.com>

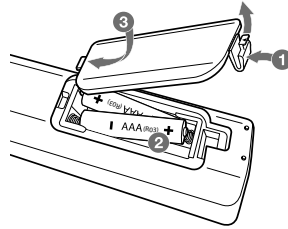
## Additional Information

### Specification

Power requirements	120 V ~ 60 Hz
Power consumption	50 W
Dimensions (W x H x D)	Approx. 451.5 mm x 311 mm x 302.5 mm (17.8 inch x 12.2 inch x 11.9 inch)
Net Weight	Approx. 7.5 kg (16.5 lb)
Bus Power Supply (USB)	5 V  500 mA
Amplifier (Total RMS output power)	220 W x 1 (3 $\Omega$ at 1 kHz, 25 % THD)

Design and specifications are subject to change without notice.

### Replacement of battery



### LG Customer Information Center

1-800-243-0000	USA, Consumer
1-888-865-3026	USA, Commercial

Register your product Online!

[www.lg.com](http://www.lg.com)