



ENGLISH

SIMPLE MANUAL

# Portable Bluetooth Speaker

MODELS  
PK5 / PK5W




MFL70480436

1903\_Rev01

[www.lg.com](http://www.lg.com)

Copyright © 2018-2019 LG Electronics Inc.  
All Rights Reserved.

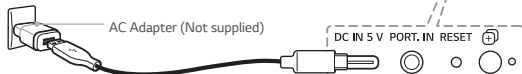
**Sound Effect LEDs** (○: On / ●: Off)**Charging LED status**

Green → Off : Fully Charged

Red : Charging

**Battery LED status**Green :  $\geq 70\%$  / Amber :  $> 10\%$ 

⚠ Blinking red indicates the battery needs to be charged.



<b>Power</b>	Power On / Off ..... Press
<b>Battery</b>	Check Battery Status ..... Hold  for 2 seconds
<b>Bluetooth</b>	To pair your mobile device, select <b>LG-PK5(xx)</b> from device list. (Bluetooth LED: Blink → ON)
	Ready to pair another device ..... Hold  for 2 seconds
<b>Playback Controls</b>	Play / Pause ..... Press
	Forward Skip ..... Press  X 2
	Backward Skip ..... Press  X 3


<b>Handsfree</b>	Receive / Disconnect ..... Press <b>⏻</b>
<b>Volume</b>	Volume Control ..... Press <b>—</b> or <b>+</b>
<b>Voice Command</b>	Use voice command of your smart device ..... Press <b>🗣️</b> <b>!</b> Make sure use the smart device that has voice command.
<b>Mood light</b>	Party (Various colors) → Water (Blue tone) → Forest (Yellow tone) → [My style (Customizing)] → Off ..... Hold <b>🌟</b> for 2 seconds <b>!</b> To enable My Style option, you have to customize with "Music Flow Bluetooth" app. (Only Android)
<b>Sound effect</b>	Enjoy premium sound with MERIDIAN technology ..... Press <b>CLEAR VOCAL</b> and/or <b>ENHANCED BASS</b> <b>!</b> Fine-tune sound to provide optimal high-quality sound. For more information, refer to online owner's manual.
<b>Dual Play (Optional)</b>	You need two speakers. Press and hold each speaker's <b>🔊</b> button for 2 seconds. (Dual play LED: Blink → ON)

**!** Connect **Bluetooth** prior to use the Playback controls, Handsfree and Voice command.



## Specification

### Power Supply:

- 5 V  1.8 A (AC Adapter)
- Built-in rechargeable battery

**Power consumption:** Refer to the main label.

### Dimensions (W x H x D):

- Approx. 220 mm X 129 mm X 119 mm  
(8.66 inch x 5.08 inch x 4.69 inch)

**Operating Temperature:** 5 °C to 35 °C

**Operating Humidity:** 5 % to 60 %

**Water-proof:** IPX5

- Degree of protection against jets of water.

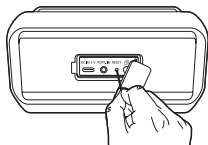
**Battery Life:** Approx. 18 hours

(Varies by volume level and audio content.)

- Design and specifications are subject to change without notice.

## Important Notice

- Fully charge the device before using for the first time.
- It is recommended that you use the 5 V AC adapter (more than 1.8 A) with this unit
- For more information on Dual Play (Connection, Compatible models etc.), refer to online owner's manual.
  - The speaker might not synchronize sound with visuals in Dual play.
- To enjoy more features, download the "Music Flow Bluetooth" App to your device. (Only Android)
- **Resetting**  
In the case of the speaker freezing due to malfunction, press the **RESET** button using an object like a thin pin.



For more information, download the online owner's manual. <http://www.lg.com>

## Safety Information

**CAUTION:** TO REDUCE THE RISK OF ELECTRIC SHOCK DO NOT REMOVE COVER (OR BACK) NO USER-SERVICEABLE PARTS INSIDE REFER SERVICING TO QUALIFIED SERVICE PERSONNEL



This lightning flash with arrowhead symbol within an equilateral triangle is intended to alert the user to the presence of

uninsulated dangerous voltage within the product's enclosure that may be of sufficient magnitude to constitute a risk of electric shock to persons.



The exclamation point within an equilateral triangle is intended to alert the user to the presence of important operating and maintenance (servicing) instructions in the literature accompanying the product.

### WARNING:

- TO PREVENT FIRE OR ELECTRIC SHOCK HAZARD, DO NOT EXPOSE THIS PRODUCT TO RAIN OR MOISTURE.
- Do not install this equipment in a confined space such as a book case or similar unit.
- This unit contains magnets which can be harmful to some kind of object (Ex : Magnetic card, Pacemaker etc..).

### CAUTION:

- Do not block any ventilation openings. Install in accordance with the manufacturer's instructions. Slots and openings in the cabinet are provided for ventilation and to ensure reliable operation of the product and to protect it from over heating. The openings should never be blocked by placing the product on a bed, sofa, rug or other similar surface. This product shall not be placed in a built-in installation such as a bookcase or rack unless proper ventilation is provided or the manufacturer's instruction has been adhered to.







- The apparatus should not be exposed to water (dripping or splashing) and no objects filled with liquids, such as vases, should be placed on the apparatus.
- No naked flame sources, such as lighted candles, should be placed on the apparatus.
- It is recommended that you use the 5 V AC adapter (more than 1.8 A) with this device. If you do not use the recommended adapter, charging is unavailable or charging time may differ.
- To avoid fire or electric shock, do not open the unit. Contact to qualified personnel only.
- Do not leave the unit in a place near the heating appliances or subject to direct sunlight, moisture, or mechanical shock.
- The Power Plug is the disconnecting device. In case of an emergency, the Power Plug must remain readily accessible.
- To clean the unit, use a soft, dry cloth. If the surfaces are extremely dirty, use a soft cloth lightly moistened with a mild detergent solution. Do not use strong solvents such as alcohol, benzene, or thinner, as these might damage the surface of the unit.
- Do not use volatile liquids such as insecticide spray near the unit. Wiping with strong pressure may damage the surface. Do not leave rubber or plastic products in contact with the unit for a long period of time.
- Do not place the unit over the vehicle's air bag. When the air bag deploys, it may result in injury. Before using in the car, fix the unit.
- Do not use the handsfree function during driving a car.
- Do not leave the unit on an unstable place such as high shelves. It may fall down because of the vibration of the sound.
- Do not use high voltage products around this product. (ex. Electrical swatter) This product may malfunction due to electrical shock.

**CAUTION when using this product in environments of low humidity.**

- It may cause static electricity in environments of low humidity.
- It is recommended to use this product after touching any metal object which conducts electricity.

**NOTICE:** For safety marking information including product identification and supply ratings, please refer to the main label on the bottom or the other surface of the product.

## Symbols

	Refers to alternating current (AC).
	Refers to direct current (DC).
	Refers to class II equipment.
	Refers to stand-by.
	Refers to "ON" (power).
	Refers to dangerous voltage.

## For models using a battery

This device is equipped with a portable battery or accumulator.

**How to Safely remove the batteries or the battery pack from the equipment :** To Remove the old batteries or battery pack, follow the assembly steps in reverse order. To prevent contamination of the environment and bring on possible threat to human and/or animal health, the old batteries or the battery pack must be put in an appropriate container at designated collection points. Do not dispose of batteries or battery pack together with other waste. It is recommended that you use local, free reimbursement systems batteries or battery packs, (may not be available in your area). The batteries or the battery pack should not be exposed to excessive heat such as sunshine, fire or the like.

### **Industry Canada Statement**

[For having wireless function (WLAN, Bluetooth,...)]

This device contains licence-exempt transmitter(s)/receiver(s) that comply with Innovation, Science and Economic Development Canada's licence-exempt RSS(s). Operation is subject to the following two conditions:

- (1) This device may not cause interference.
- (2) This device must accept any interference, including interference that may cause undesired operation of the device.

### **CAN ICES-3 (B)/NMB-3 (B)**

#### **IC Radiation Exposure Statement**

[For having wireless function (WLAN, Bluetooth,...)]

This equipment complies with IC radiation exposure limits set forth for an uncontrolled environment. This equipment should be installed and operated with minimum distance 20 cm (7.8 inches) between the antenna & your body.

NOTE: THE MANUFACTURER IS NOT RESPONSIBLE FOR ANY RADIO OR TV INTERFERENCE CAUSED BY UNAUTHORIZED MODIFICATIONS TO THIS EQUIPMENT. SUCH MODIFICATIONS COULD VOID THE USER'S AUTHORITY TO OPERATE THE EQUIPMENT.



## **WARNING**

[For product having the wireless function using 5 GHz frequency bands]

- i. the device for operation in the band 5150–5250 MHz is only for indoor use to reduce the potential for harmful interference to co-channel mobile satellite systems;
- ii. for devices with detachable antenna(s), the maximum antenna gain permitted for devices in the bands 5250-5350 MHz and 5470-5725 MHz shall be such that the equipment still complies with the e.i.r.p. limit;
- iii. for devices with detachable antenna(s), the maximum antenna gain permitted for devices in the band 5725-5850 MHz shall be such that the equipment still complies with the e.i.r.p. limits as appropriate; and
- iv. [for devices operating in the band 5250-5350 MHz having an e.i.r.p. greater than 200 mW] antenna type(s), antenna models(s), and worst-case tilt angle(s) necessary to remain compliant with the e.i.r.p. elevation mask requirement set forth in section 6.2.2.3 of RSS-247 shall be clearly indicated.

Users should also be advised that high-power radars are allocated as primary users (i.e. priority users) of the bands 5250-5350 MHz and 5650-5850 MHz and that these radars could cause interference and/or damage to LE-LAN devices.

## IMPORTANT SAFETY INSTRUCTIONS

1. Read these instructions.
2. Keep these instructions.
3. Heed all warnings.
4. Follow all instructions.
5. Do not use this apparatus near water.
6. Clean only with dry cloth.
7. Do not block any ventilation openings. Install in accordance with the manufacturer's instructions.
8. Do not install near any heat sources such as radiators, heat registers, stoves, or other apparatus (including amplifiers) that produce heat.
9. Do not defeat the safety purpose of the polarized or grounding-type plug. A polarized plug has two blades with one wider than the other. A grounding type plug has two blades and a third grounding prong. The wide blade or the third prong are provided for your safety. If the provided plug does not fit into your outlet, consult an electrician for replacement of the obsolete outlet.
10. Protect the power cord from being walked on or pinched particularly at plugs, convenience receptacles, and the point where they exit from the apparatus.
11. Only use attachments/accessories specified by the manufacturer.

12. Use only with the cart, stand, tripod, bracket, or table specified by the manufacturer; or sold with the apparatus. When a cart is used, use caution when moving the cart/apparatus combination to avoid injury from tip-over.



13. Unplug this apparatus during lightning storms or when unused for long periods of time.
14. Refer all servicing to qualified service personnel. Servicing is required when the apparatus has been damaged in any way, such as power-supply cord or plug is damaged, liquid has been spilled or objects have fallen into the apparatus, the apparatus has been exposed to rain or moisture, does not operate normally, or has been dropped.

#### **Canada Only (Product with embedded rechargeable battery ONLY)**

In case rechargeable battery is included in this product, the rechargeable battery should be recycled in compliance with rechargeable battery recycling standards. To dispose of properly, call 1.888.224.9764 or visit [www.call2recycle.ca](http://www.call2recycle.ca).



LG Customer Information Center

1-888-542-2623

CANADA

Register your product Online!

[www.lg.com](http://www.lg.com)