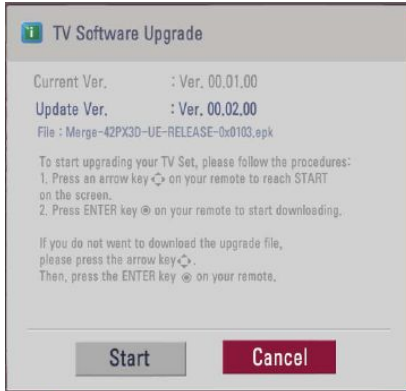


*** USB DOWNLOAD(*.epk file download)**

1. Download .zip file.
2. Unzip and copy LG_DTV folder to a USB stick.
3. Put the USB Stick to the USB socket.
4. Automatically detecting update file in USB Stick.



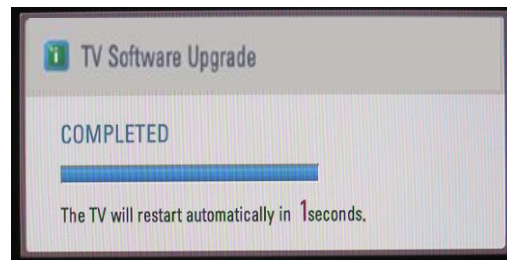
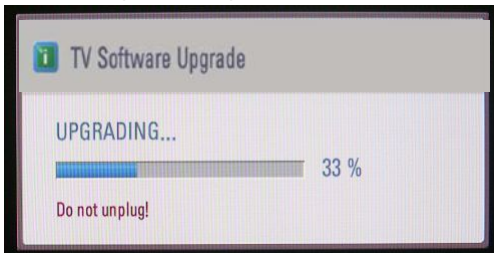
- If version of update file in USB Stick is lower, it will not work.

But version of update file is higher, USB data will be detected automatically.

5. Show the message "Copying files from memory"



6. Updating is starting.



7. Updating Completed, The TV will restart automatically.