



SIMPLE MANUAL

Sound Bar

To view the instructions of advanced features,
visit <http://www.lg.com> and then download Owner's Manual.
Some of the content in this manual may differ from your unit.

MODEL
LAS260B



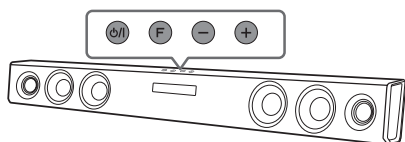
ENGLISH	HRVATSKI
DEUTSCH	SRPSKI
FRANÇAIS	SLOVENČINA
NEDERLANDS	БЪЛГАРСКИ
SLOVENŠČINA	МАКЕДОНСКИ
ITALIANO	POLSKI
ESPAÑOL	ROMÂNĂ
ΕΛΛΗΝΙΚΑ	РУССКИ
PORTUGUÊS	LATVIEŠU
MAGYAR	LIEUVIŲ K.
ČESKY	EESTI

www.lg.com

Copyright © 2017 LG Electronics. All Rights Reserved

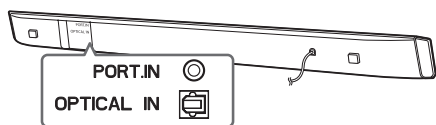


Front Panel



- P/I** Power On /Off
- F** Selects Function
- +** Adjusts Volume

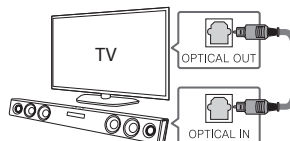
Rear Panel



- PORT.IN** Connect to a Portable device
- OPTICAL IN** Connect to an Optical device

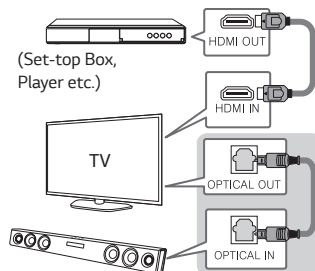
TV Connection

- 1 Connect the sound bar to the TV using Optical cable.
- 2 Set up [External Speaker (Optical)] on your TV setting menu.



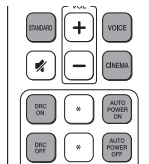
Additional Device Connection

- 1 Connect to the external device as follows.



- 2 Set the input source by pressing **F** on the remote control or unit repeatedly.

Remote control

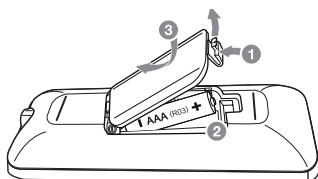


STANDARD/VOICE/CINEMA : Selects sound effect.

DRC ON/OFF: Makes comfortable sound at Dolby Digital.

AUTO POWER ON/OFF: Automatically turns on by an input source.

Replacement of battery



Additional Information

Specification

Power requirements	Refer to the main label.
Power consumption	Refer to the main label.
	Networked standby : 0.5 W (If all network ports are activated.)
Dimensions (W x H x D)	Approx. 950 mm x 71 mm x 47 mm
Net Weight	Approx. 2.47 kg
Amplifier (Total RMS Output power)	100 W RMS

Design and specifications are subject to change without notice.

How to disconnect the wireless network connection or the wireless device

Set up the AUTO POWER ON/OFF function to off and turn off the unit.

Declaration of Conformity



Hereby, LG Electronics declares that the radio equipment type Sound Bar is in compliance with Directive 2014/53/EU. The full text of the EU declaration of conformity is available at the following internet address:

<http://www.lg.com/global/support/cedoc/cedoc#>

For consideration of the user, this device should be installed and operated with a minimum distance of 20 cm between the device and the body.

Frequency range	Output power (Max.)
2402 to 2480 MHz	10 dBm

