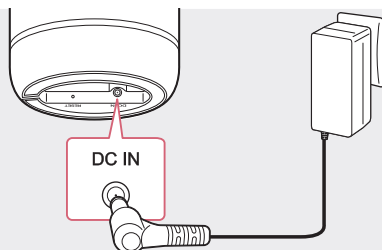


Get Started with **WK7**



MBM66475910


Step
01



Connect the AC adapter

After connecting the AC adapter, the speaker starts booting. Then Function LED rotates for tens of seconds (Approx. 30 ~ 50 seconds) during booting.

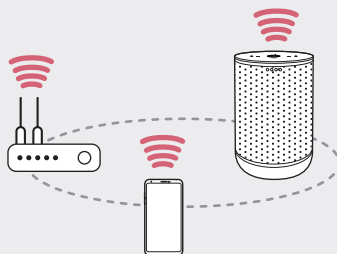
Step
02



Install "Google Home" App

Download the Google Home App from the Google Play or App Store.

Step
03



Set up the Wi-Fi connection

Launch the "Google Home" app and Follow the steps for Wi-Fi connection on the app.

ⓘ Quick set up

Activate Bluetooth function on smart device → Follow the steps on app → Set up Wi-Fi connection faster

Basic Operation

