


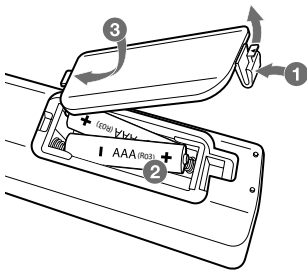
Additional Information

Specifications

Power Requirements	Refer to the main label on the unit.
Power Consumption	Refer to the main label on the unit.
Dimensions (W x H x D)	Approx. 350 mm x 163 mm x 251 mm
Bus Power Supply (USB)	5 V  500 mA
Amplifier (Total RMS output power)	720 W RMS

Design and specifications are subject to change without notice.

Replacement of battery



SIMPLE MANUAL

Mini Hi-Fi System

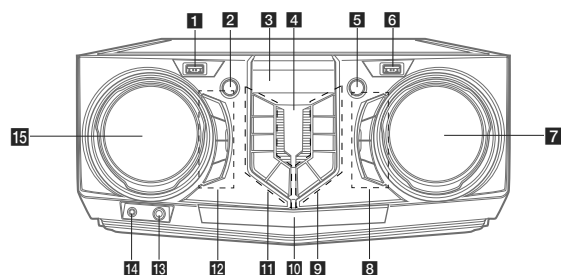
Please read this manual carefully before operating your set and retain it for future reference.
To view the instructions of advanced features, visit <http://www.lg.com> and then download Owner's Manual. Some of the content in this manual may differ from your unit.

MODEL
CJ45



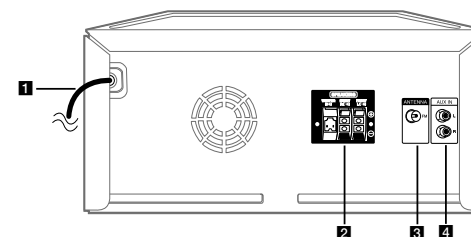


Front Panel



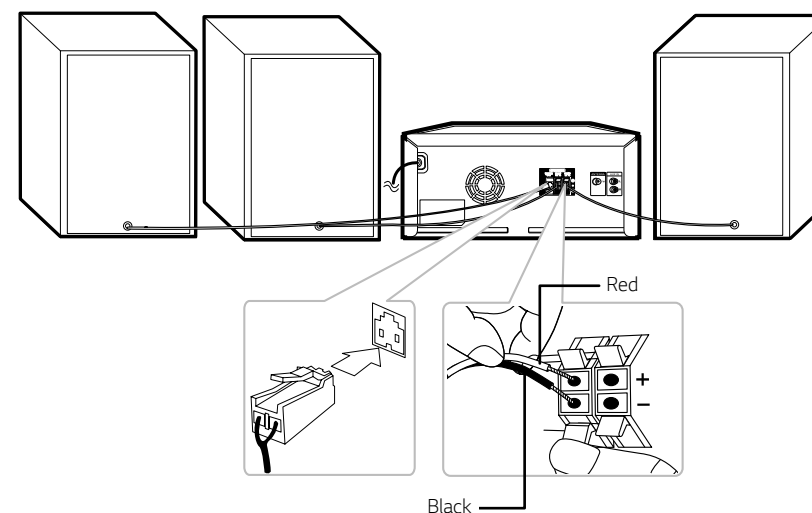
- 1** USB 1 Port
You can play sound files by connecting the USB device.
- 2** (Standby)
Turns the power on or off.
- 3** Display window
- 4** (Remote sensor)
- 5** **WIRELESS LINK**
- Selects MASTER or SLAVE on WIRELESS PARTY LINK mode.
- Enable or disable WIRELESS PARTY LINK mode.
- 6** USB 2 Port
You can play sound files by connecting the USB device.
- 7** **VOLUME**
Adjust speaker volume.
- 8** **MIC** (Microphone) +/-
Adjust microphone volume.
VOICE CANCELLER
You can enjoy the function while playing the music, by reducing singer vocal of music in the various source.
ECHO
Selects ECHO mode.
- 9** **F** (Function)
Selects the function and input source.
▶ (Play/Pause)
- Starts or pauses playback.
- Selects stereo/mono.
▶ (Skip/Search)
- Skips forward.
- Searches for a section within a track/file.
- Selects the radio stations.
KEY CHANGER (# / b)
Changes the key to suit your vocal range.
- 10** Disc tray
- 11** **USB REC / DEMO**
- Records to USB.
- In power off status, if you press **USB REC / DEMO**, show DEMO mode.
 (Stop)
Stops playback or cancels DELETE function.
 (Skip/Search)
- Skips backward.
- Searches for a section within a track/file.
- Selects the radio stations.
 (Open/Close)
Opens and closes the disc tray.
AUTO DJ
Selects the AUTO DJ mode.
- 12** **SOUND EFFECT**
Chooses sound impressions.
REGION EQ / BASS BLAST
- Chooses region equalizer.
- Press and hold to select BASS effect directly.
SEARCH
Moves to folder or file in selection mode.
OK
Selects a folder when searching a file.
- 13** **MIC** (Microphone) jack
- 14** **PORT.** (Portable) **IN** jack
- 15** **SEARCH**
- Searches a folder or a file.
- Turns clockwise or counterclockwise to control the SOUND EFFECT, REGION EQ mode.

Rear Panel



- 1** Power cord
- 2** **SPEAKERS** connector/terminals
- 3** **ANTENNA** (FM)
- 4** **AUX IN** (L/R)
Connect an auxiliary device.

Speaker Connection



Controller App



Download the **Music Flow Bluetooth** App to your device. (Android only)

LG Sound Sync (Wireless)



For more information, download the online owner's manual. <http://www.lg.com>