

SIMPLE MANUAL

Mini Hi-Fi System

To view the instructions of advanced features,
visit <http://www.lg.com> and then download Owner's Manual.
Some of the content in this manual may differ from your unit.

MODEL
CM4460



ENGLISH

DEUTSCH

FRANÇAIS

NEDERLANDS

SLOVENŠČINA

ITALIANO

ESPAÑOL

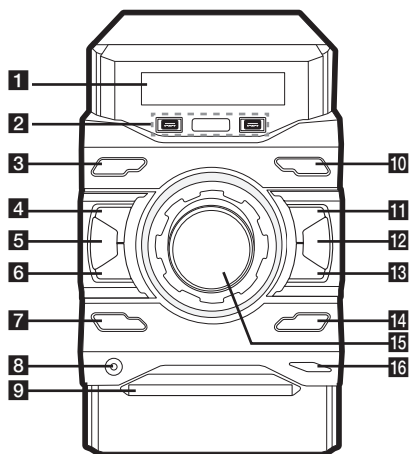
ΕΛΛΗΝΙΚΑ

PORTUGUÊS

www.lg.com

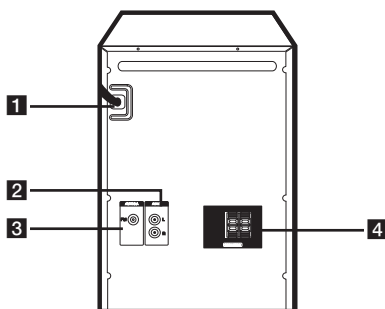


Front Panel



- 1 Display window
- 2 USB1/USB2 : Plays the audio files by connecting the USB device.
- 3 **USB REC.** : Records to USB.
- 4 **⏻/I** (Power) : Switches the unit ON or OFF.
- 5 **⏏** (Stop) : Stops playback or recording.
- 6 **AUTO DJ** : Selects the AUTO DJ mode.
- 7 **I<<** (Skip/Search) : Searches backward. / Skips to the previous track/file.
- 8 **DEMO / RDS** : Shows demo mode. / RDS (Radio Data System)
- 9 **PORT. IN**
- 10 Disc tray
- 11 **F / WIRELESS LINK** : Selects the function and input source. / Press and hold for 3 seconds to select WIRELESS PARTY LINK mode.
- 12 **>II** **BT/MD** : Starts or pauses playback. / Selects Stereo/Mono.
- 13 **REGION EQ** : Chooses region equalizer.
- 14 **>>I** (Skip/Search) : Searches forward. / Skips to the next track/file.
- 15 **BASS BLAST** : Selects BASS effect directly.
- 16 **MASTER VOLUME** : Adjusts volume of speaker.
- 17 **△** (Open/Close) : Opens or closes the disc tray.

Rear Panel



- 1 POWER IN
- 2 AUX IN (L/R) connectors
- 3 ANTENNA (FM)
- 4 SPEAKERS terminal

Controller App



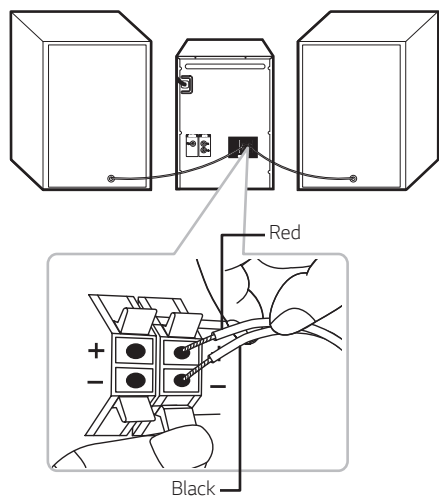
Download the **Music Flow Bluetooth** App to your device.

LG Sound Sync (Wireless)



For more information, download the online owner's manual. <http://www.lg.com>

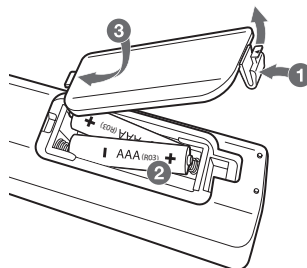
Speaker Connection



How to disconnect the wireless network connection or the wireless device

Turn off the unit by pressing the power button for more than 5 seconds.

Replacement of battery



Declaration of Conformity

CE 0197

Hereby, LG Electronics European Shared Service Center BV, declares that this MINI HI-FI SYSTEM is compliant with the essential requirements and other relevant provisions of Directive 1999/5/EC. The complete Declaration of Conformity may be requested through the following postal address:


LG Electronics European Shared Service Center BV.
Krijgsman 1
1186 DM Amstelveen
The Netherlands

or can be requested at our dedicated DoC website:
<http://www.lg.com/global/support/cedoc/cedoc#>

This device is a 2.4 GHz wideband transmission system, intended for use in all EU member states and EFTA countries.

Additional Information

Specifications

Power Requirements	Refer to the main label on the unit.
	Refer to the main label on the unit.
Power Consumption	Networked standby : 0.5 W (If all network ports are activated.)
Dimensions (W x H x D)	Approx. 206 mm x 308 mm x 284 mm
Net Weight	Approx. 3 kg
Bus Power Supply (USB)	5 V  500 mA
Amplifier (Total RMS output power)	460 W

Design and specifications are subject to change without notice.

