



SIMPLE MANUAL

# Mini Hi-Fi System

Please read this manual carefully before operating your set and retain it for future reference.

To view the instructions of advanced features, visit <http://www.lg.com> and then download Owner's Manual.

Some of the content in this manual may differ from your unit.

MODEL  
CK57



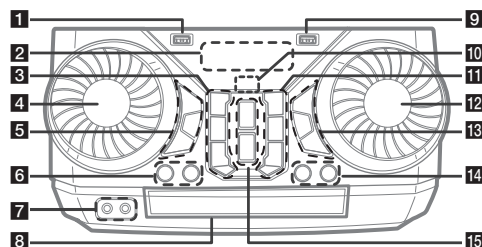
MFL70363015

[www.lg.com](http://www.lg.com)

Copyright © 2018 LG Electronics Inc. All Rights Reserved.



## Front Panel



- 1** USB 1 Port  
You can play sound files by connecting the USB device.

- 2** Display window

- 3** ⏻ (Standby)

Turns the power on or off.

### USB REC / DEMO

- Records to USB.
- To stop Recording, press and hold for 3 seconds.
- In power off status, if you press **USB REC / DEMO**, show DEMO mode.

### ⏮ (Skip/Search)

- Skips backward.
- Searches for a section within a track/file.
- Selects the radio stations.

### ⏸ (Stop)

Stops playback or cancels DELETE function.

- 4** **SOUND EFFECT / SEARCH**

- Chooses sound impressions.
- Searches a folder or a file.
- Selects the lighting effects.

- 5** **REGION EQ / BASS BLAST (or BASS BLAST+)**

- Chooses region equalizer.
- Press and hold to select BASS (or BASS+) effect directly.

### SEARCH

Moves to folder or file in selection mode.

### OK

Selects a folder when searching a file.

- 6** **LIGHTING**

Selects lighting mode.

### VOICE CANCELLER

You can reduce the vocal tones during music playback from various input sources.

- 7** **PORTABLE IN jack**

**MIC** (Microphone) jack

- 8** Disc tray

- 9** USB 2 Port

You can play sound files by connecting the USB device.

- 10** (Remote sensor)

- 11** **F** (Function)

Selects the function and input source.

### **WIRELESS LINK**

- Selects MAIN or OTHER on WIRELESS PARTY LINK mode.
- Enable or disable WIRELESS PARTY LINK mode.

### (Skip/Search)

- Skips forward.
- Searches for a section within a track/file.
- Selects the radio stations.

### (Open/Close)

Opens and closes the disc tray.

- 12** **MASTER VOL. (Volume) / MULTI**

- Adjust speaker volume.
- Adjust microphone volume.
- Selects vocal effects.

- 13** **VOCAL EFFECTS**

Selects VOCAL EFFECTS mode.

### **MIC VOL** (Microphone volume)

Selects microphone volume mode.

### **ECHO**

Selects ECHO mode.

- 14** **KEY CHANGER (b/#)**

Changes the key to suit your vocal range.

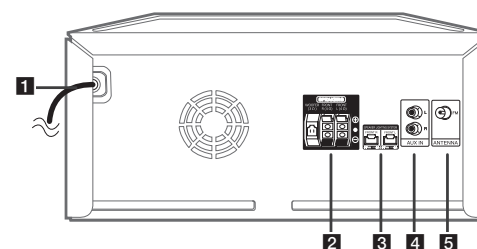
- 15** **AUTO DJ**

Selects the AUTO DJ mode.

### (Play/Pause)

- Starts or pauses playback.
- Selects stereo/mono.

## Rear Panel



- 1** Power cord

- 2** **SPEAKERS** connector

- 3** **SPEAKER LIGHTING SYSTEM**

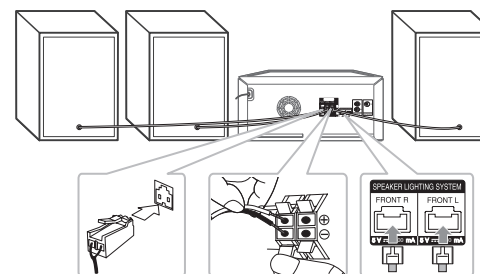
Connect the speaker lighting cables.

- 4** **AUX IN (L/R)**

Connect an auxiliary device.

- 5** **ANTENNA** (FM)

## Speaker Connection



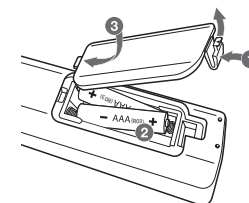
## Additional Information

### Specifications

Power Requirements	Refer to the main label on the unit.
Power Consumption	Refer to the main label on the unit.
Dimensions (W x H x D)	Approx. 350 mm x 166 mm x 276 mm
Bus Power Supply (USB)	5 V  500 mA
Amplifier (Total RMS output power)	1,100 W RMS

Design and specifications are subject to change without notice.

### Replacement of battery



### Controller App



Download the **Music Flow Bluetooth** App to your device. (Android only)

### LG Sound Sync (Wireless)



For more information, download the online owner's manual. <http://www.lg.com>