



LG Pra.L Total Lift Up Care

Model name
BLM1V



2007_Rev01

Total Care Mode


How to use



Use unit 2 times a week



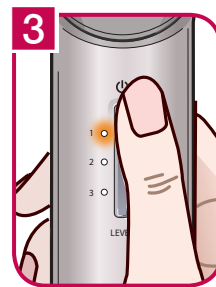
Water-soluble products such as water gel (cream) or ultrasonic wave gel



Remove makeup and wash the face.




Apply a liberal amount of moisture gel (on your desired area or the head of the device)

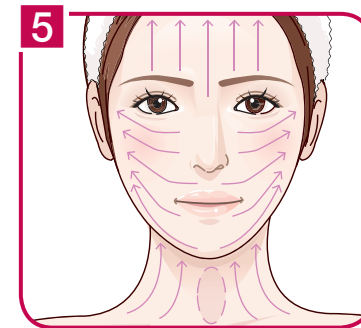


When turning on the device by pressing the (Power) button, the total care mode begins with Level 1.

ⓘ You can change the mode when press and hold the LEVEL button for about 3 seconds to cycle through each mode: (Total care mode → Tightening mode → Lifting mode)



Press the LEVEL button for a short time and select the strength.



After checking care method and order, massage your desired area.

※ Care Areas : Forehead / Cheeks / Chin / Neck

⚠ When using the device on the neck, do not use on Adam's apple where the thyroid gland is located. If you are currently being treated or were treated for a thyroid-related disease, we recommend that you use the product only after consulting a specialist.


※ Care Method

Place the device on your desired area. (Forehead or cheeks) In the direction of the arrow, massage your desired area as pulling upward slowly.

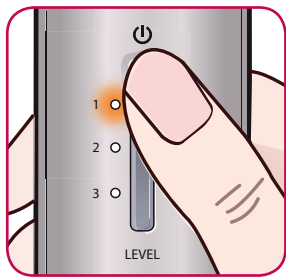
- The device produces a sound effect every 5 seconds.

※ Order of Care (6 minutes per session, Operate a total of 18 minutes for 3 sessions.)


- ① The first area (6 minutes) : Massage Tightening Mode for 3 minutes, Lifting Mode for 3 minute
- ② The second area (6 minutes) : Massage Tightening Mode for 3 minutes, Lifting Mode for 3 minutes
- ③ The third area (6 minutes) : Massage Tightening Mode for 3 minutes, Lifting Mode for 3 minutes

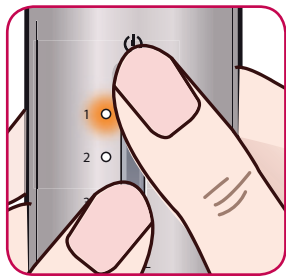


Rinse your face sufficiently with tepid water after cleansing.




Voice Assistance Setting

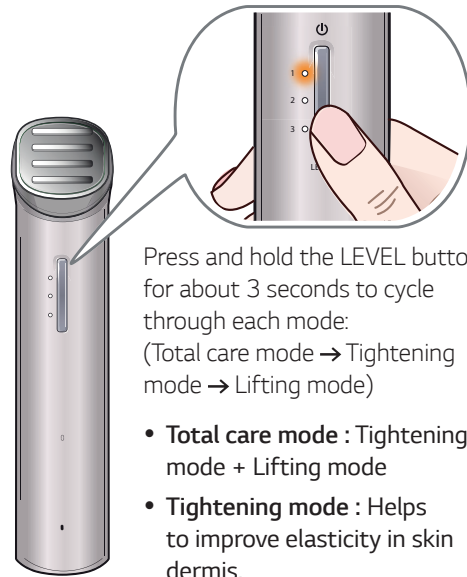
With power on, press and hold the  (Power) button for about 5 seconds to cycle through each mode:
(Voice assistance → Sound effect guide → Turn off guide (mute))



Language Setting

With power on, press and hold both  (Power) button and the LEVEL button simultaneously for about 5 seconds to cycle through each language:
(English → Vietnamese → Indonesian)

Mode Selection



Press and hold the LEVEL button for about 3 seconds to cycle through each mode:
(Total care mode → Tightening mode → Lifting mode)

- **Total care mode** : Tightening mode + Lifting mode
- **Tightening mode** : Helps to improve elasticity in skin dermis.
- **Lifting mode** : Stimulates skin tissue and muscles to help face lifting.

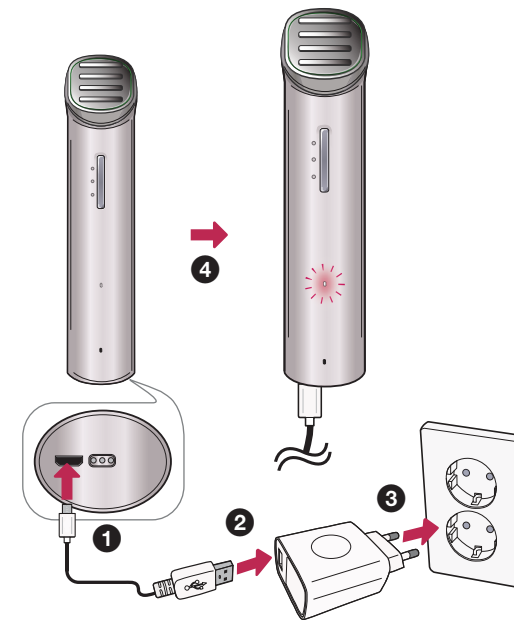
※ Main functions

- **Total Care Mode** : Tightening mode (RF (High frequency), RED LED)+ Lifting mode (Micro currents)
- **Tightening mode** : RF (High frequency), RED LED
- **Lifting mode** : Micro currents



- Vibration periodically sounds for purposes of notification during operating Lifting mode.
- The device produces a sound effect every 5 seconds during operation. Massage while slowly pulling up until you hear a sound effect.

Charging



Precautions for use

- Depending on individual skin condition, the device may cause a variety of skin irritations. If such irritation persists, please reduce the number of uses.
- In the following cases, it is recommended to use the device after consultation with a specialist.
 - Skin Allergies, acne, dermatitis, undergoing skin treatment or cosmetic surgery or hair loss surgery
 - Wearing a cardiac pacemaker, implant device or a metal prosthetic
- Device to be used as a facial treatments only, it is not recommended for use on body.
- Do not make direct eye contact with LED light while device is in operation. Excessive exposure to LED light can cause eye damage.
- Recommend product use is twice a week. Using more than two times continuously on the same area of the face may cause a burning sensation on skin.
- If you are currently undergoing a dermatology-related treatment or have skin problems, consult your dermatologist before use.
- Device use not recommended for pregnant, menstruating or lactating women. (Unstable hormonal balance may cause temporary skin issues.)
- When using the device on the neck, do not use on Adam's apple where the thyroid gland is located.
- Do not use the device for purposes other than those set out in this guide.
- Due to the individual differences of skin types, if you may feel skin irritation such as stinging, please start using the unit from level 1.
- If you do not apply enough water gel, you may feel skin irritation such as stinging. Please apply additionally a water gel to the area of your face or device head.
- Please pay attention to using cosmetics that contain the following ingredients as it may reduce the effect: denatured alcohol, sunscreen, retinol, oil