



OWNER'S MANUAL

LG Digital Signage

(LED SIGNAGE, CONTROLLER)

Please read this manual carefully before operating your set and retain it for future reference.

LAT140GT81

ACC-14LATB1

LCLG140U

LAT140GT81S

ACC-14LATB2

TABLE OF CONTENTS

IMPORTANT PRECAUTIONS.....3

- Electrical Power Related Precautions.....3
- Precautions for installing the Product5
- Precautions for Moving the Product.....6
- Precautions for Using / Cleaning the Product..7
- Product Disposal (Only, Hg lamp used LCD Monitor).....8

ASSEMBLING AND PREPARING ..9

- Remote Control Receiver10
- Optional Accessories.....11
- Parts12
- Installing on a Wall.....14
- Installation Considerations.....14

TROUBLESHOOTING..... 15

PRODUCT SPECIFICATIONS..... 16

WARNING - This equipment is compliant with Class A of CISPR 32. In a residential environment this equipment may cause radio interference.

IMPORTANT PRECAUTIONS

Please read these safety precautions carefully before using the product.

WARNING

Failure to follow those warnings may result in death, serious injury or damage to the product or other property.

CAUTION

If you ignore the caution message, you may be slightly injured or the product may be damaged.

WARNING

- Indoor Use Only.

Note

- Some features described in the User Manual may not be supported in certain models and countries.

Electrical Power Related Precautions

WARNING

- Use only the power cord supplied with the unit or another manufacturer's authorized cord.
 - Failure to do so may result in fire or electrical shock or damage to the product.
- Use only a properly grounded plug and receptacle.
 - If you do not you may be electrocuted or injured. Or the product might be damaged.
- Do not use a damaged or loose plug.
 - This may cause electrical shock or fire.
- Operate the display only from a power source(i.e. voltage) indicated in the product specification.
 - Otherwise the product can be damaged, fire can occur or you may be electrocuted. If you are not sure what type of power supply you have, consult a certified electrician.
- In the presence of thunder and lightning, never touch the power cord and signal cable because it can be very dangerous.
 - It can cause electric shock.
- Do not connect several extension cords, electrical appliances or electrical heaters to a single outlet. Use a power strip with a grounding terminal designed for exclusive use with the computer.
 - A fire can break out due to overheating.

- Do not touch the power plug with wet hands. Additionally, if the cord pin is wet or covered with dust, dry the power plug completely or wipe dust off before plugging in the cord.
 - You may be electrocuted due to excess moisture.
- If you don't intend to use the product for a long time, unplug the power cable from the product.
 - Layers of dust can cause a fire, or insulation deterioration can cause electric leakage, electric shock or fire.
- Insert the power plug firm so it cannot come loose.
 - A loose connection can cause fire.
- Hold the plug when pulling out the power cable. Do not pull the plug out by the wire. Do not bend the power cord with excessive force or put heavy objects on the power cord.
 - The power line can be damaged, which may cause electric shock or fire.
- Do not insert metal or other conductive materials into the product openings. Additionally, do not touch the power cable right after plugging into the wall input terminal.
 - You may be electrocuted.
- Use an appliance coupler as a disconnect device.
- Please make sure the device is installed near the wall outlet to which it is connected and that the outlet is easily accessible.
- Do not unplug the power cord while the product is in use.
 - Electrical shock can damage the product.
- As long as this unit is connected to the AC wall outlet, it is not disconnected from the AC power source even if the unit is turned off.

Precautions for installing the Product

WARNING

- Keep away from heat sources like heaters or open flames.
 - Electrical shock, fire, malfunction or deformation may occur.
- Keep the packing anti-moisture material or vinyl packing out of the reach of children.
 - Anti-moisture material is harmful if swallowed. If swallowed by mistake, force the patient to vomit and visit the nearest hospital. Additionally, vinyl packing can cause suffocation. Keep it out of the reach of children.
- Do not put heavy objects on the product or sit upon it.
 - If the product collapses or is dropped, you may be injured. Prevent Children from climbing or pulling on the unit.
- Do not leave the power or signal cable where someone can trip over it.
 - Pedestrians may become entangled in the cables and cause the device to become damaged causing electrical shock, fire, or serious injury.
- Install the product in a neat and dry place. Do not use near water.
 - Dust or moisture can cause electrical shock, fire or product damage.
- Do not add accessories that have not been designed for this display.
- If you smell smoke or other odors or hear a strange sound from the product unplug the power cord and contact LG Customer Service.
 - If you continue to use without taking proper measures, electrical shock or fire can occur.
- If you dropped the product or the case is broken, turn off the product and unplug the power cord.
 - If you continue to use without taking proper measures, electrical shock or fire can occur. Contact LG Customer Service.
- Do not drop an object on or apply impact to the product. Do not throw any toys or objects at the product.
 - It can cause injury to humans, problems to the product and damage the display.
- Keep out of reach of children and do not place toys near the product.
- Make sure the product ventilation hole is not blocked. Install the product more than 100 mm (3.9 inches) from the wall.
 - If you install the product too close to the wall, it may be deformed or fire can break out due to internal heat build-up.
- Do not cover the product with cloth or other material (eg. plastic) while plugged in.
 - The product can be deformed or fire can break out due to internal overheating.
- Place the product on a flat and stable surface that is large enough to support the product.
 - If the product is dropped, you may be injured or the product may be broken.
- Install the product where no Electromagnetic Interference occurs.
- Keep the product away from direct sunlight.
 - The product can be damaged.
- Do not place the product on the floor.
 - Small Children and others may trip over it.
- Do not install this product on a wall if it could be exposed to oil or oil mist.
 - This may damage the product and cause it to fall.

- For displays with glossy bezels the user should consider the placement of the display as the bezel may cause unwanted reflections from surrounding light and bright surfaces.
- Install the product firmly fixed on a floor, wall, etc. to prepare against external impact such as wind and earthquake.
 - You must refer to the installation guide.
- Safely install the product in a place that can hold the weight of the product.
 - A lack of strength may cause the product to fall.
- When installing the product on a shelf or cabinet, make sure that the bottom end of the product is not protruding forward.
 - The product may fall due to unbalanced center of gravity, which may cause personal injury or damage to the product. Be sure to use cabinets or shelves that fit your product.

Precautions for Moving the Product



WARNING

- Make sure to turn off the product.
 - You may be electrocuted or the product can be damaged.
- Make sure to remove all cables before moving the product.
 - You may be electrocuted or the product can be damaged.
- When lifting or moving the product, do not hold it upside down while holding only the stand.
 - This may cause the product to fall resulting in damage or injury.
- Do not shock the product when moving it.
 - You may be electrocuted or the product can be damaged.
- When transporting the product, there should be at least 2 people.
 - This may cause the product to fall resulting in damage or injury.
- Make sure the panel faces forward and hold it with both hands to move.
 - If you drop the product, the damaged product can cause electric shock or fire.
- Do not place the product face down.
- Do not dispose the product-packing box. Use it when you move.

Precautions for Using / Cleaning the Product

WARNING

- All the power sources must be disconnected by removing the power cables to remove all power from the unit.
- Do not attempt to disassemble, repair or modify the product yourself.
 - Fire or electric shock can occur.
 - Contact LG Customer Service for repair.
- Keep the product away from water.
 - Fire or electric shock accident can occur.
- Avoid high temperatures and humidity.
- Do not put or store flammable substances near the product.
 - There is a danger of explosion or fire.
- Keep the product clean at all times.
- Take a comfortable and natural position when working with the product.
- Take a regular break when working with the product for a long time.
- Do not press on the panel with a hand or sharp object such as nail, pencil or pen, or make a scratch on it.
- Keep proper distance from the product and rest from time-to-time.
 - Your vision may be impaired if you look at the product too closely or for too long.
- Set the appropriate resolution by referring to the User's Guide.
- Keep small accessories out of the reach of children.
- Displaying a still image for long time on the monitor may leave persistent image or stain on the monitor screen. To avoid this problem, use a screen saver and power off when this product is not used. Persistent image or stain caused by long time usage are not covered by the warranty on this product.
- Do not use high voltage electrical goods near the product(e.g. electric swatter).
 - This may result in product malfunction.
- Ensure the power cord does not come into contact with hot objects such as a heater.
 - Fire or electric shock can occur.
- Do not touch the surface to overheat.
- Never touch the wall outlet when there is leakage of gas, open the windows and ventilate.
 - It may cause a fire or a burn by a spark.
- Since the LED Signage uses a high technology to produce a screen comprised of millions of LED packages, a few pixel spots (red, green, white, and black) may occasionally appear on the screen during use.
 - This is a phenomenon that can occur due to the unique properties of the LED Signage and does not indicate any performance issues or malfunction.
- When cleaning the product, unplug the power cord and scrub gently with a soft cloth to prevent scratching. Do not clean with a wet cloth or spray water or other liquids directly onto the product. An electric shock may occur. (Do not use chemicals such as benzene, paint thinners or alcohol.)
- To clean the product, use an air gun to lightly remove dust from the front frame and the screen. If there are foreign substances in between the LEDs on the screen, it may cause a defect in the screen.
- Do not physically come in contact with the screen of the LED Package. This may cause damage to the product.

Product Disposal (Only, Hg lamp used LCD Monitor)

- The fluorescent lamp used in this product contains a small amount of mercury.
- Do not dispose of this product with general household waste.
- Disposal of this product must be carried out in accordance to the regulations of your local authority.

ASSEMBLING AND PREPARING

Caution

- Always use genuine components to ensure safety and product performance.
 - The product warranty will not cover damage or injury caused by the use of counterfeit components.
- Connect the power cord to the product before you plug it into a wall outlet.
 - Plugging the power cord into a wall outlet first may cause an electric shock, which can damage the product.
- When installing or using this product, be cautious of damaging the product or safety accident due to negligence.
- If you do not fully understand the instructions in this manual, do not install the product and contact the service center.
- Check the accessories provided with the model before installation.
 - We will not be responsible for missing or damaged accessories after the internal packaging is damaged.
- Keep out of reach of children, as various safety accidents such as suffocation can occur if an infant or child swallows the accessories provided with the product.
- Make sure that the screws are completely tightened.
 - Tightening the screws with excessive force may damage the wall, degrade the performance and solidity of the product, or damage the product.
- Do not install display products that are heavier than the designated weight and make sure that external force is not applied.
- Be cautious of safety accidents when handling tools for installing the product.
- Before installation, remove accessories (watch, bracelet, etc.) that can damage the colored, transparent film.
- Applying excessive force may damage the product.
- There is no problem if fine bubbles are not visible to the naked eye at a distance of 1 m (3.2 feet) from the light-emitting surface of the product.

Note

- The accessories provided with your product may vary depending on the model.
- Product specifications or contents in this manual may be changed without prior notice due to upgrade of product functions.
- The warranty will not cover any damage caused by using the product in an excessively dusty environment.
- Up to 4 films are supported per 210 W adapter.
- Up to 18 1st bezel kits can be connected to a LAN port.
- Up to 26 common bezel kits can be supported by a 1st bezel kit.
- For adapter cable extension, use an approved standard cable.

Warning

- The warranty will not cover any component damage caused by electrostatic discharge at the time of installation. When installing this product, you must wear anti-electrostatic discharge (ESD) gear.
- There should be no oil, water, dust and foreign substance on the glass surface where the colored, transparent LED film will be installed.
- Do not use surfactant-containing products for cleaning. It compromises the film's adhesive strength.
- It is recommended that you use dedicated tools (for film attachment) when installing the film.
- Workers should wear masks and antistatic gloves and be careful not to allow foreign objects to adhere to the product or the glass surface.
- The colored, transparent LED film should not be folded or wrinkled, and once attached, should not be separated from the glass.
- Be cautious when handling the colored, transparent LED film because it is vulnerable to static electricity and foreign substances.
- After opening the product, install it immediately or within 1 month at the latest.
- Applying strong physical impact on the installed film surface may damage the product.

Required Items for Installation

Oil-based marker, mask, antistatic gloves, the Phillips-head screwdriver, wool putty knife, (steel) ruler

Installation Preparation

- Leave 1-2 mm (0.03-0.07 inches) of the gap between the aluminium bars when attaching them to the glass surface.
 - A pressure of 5 to 7 kgf (11.0 to 15.4 lbf) is needed when attaching to the glass surface.

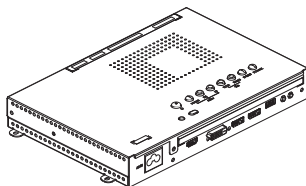
Remote Control Receiver

Because the product is the embedded-type, the remote control should be used only during installation and the use of remote control by user is not recommended.

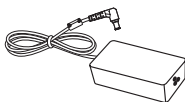
Optional Accessories

Without prior notice, optional accessories are subject to change to improve the performance of the product, and new accessories may be added. The illustrations in this manual may differ from the actual product and optional accessories.

LCLG002



ACC-LATP1



! Note

- Optional accessories are only available for some models. If necessary, please purchase them separately.

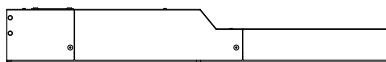
Parts

The illustrations may differ depending on the model.


LAT140GT81*



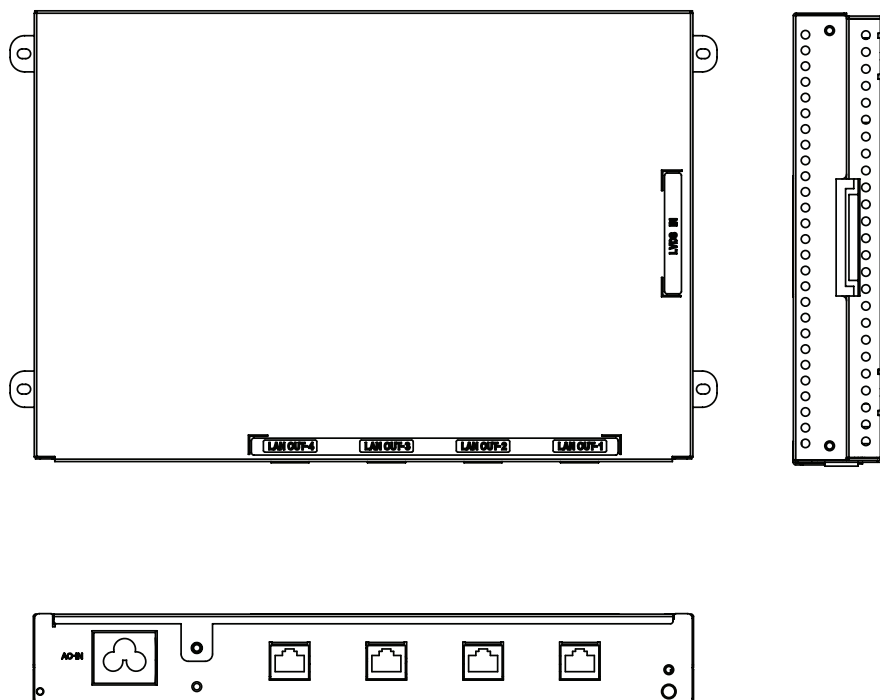
ACC-14LATB1



ACC-14LATB2



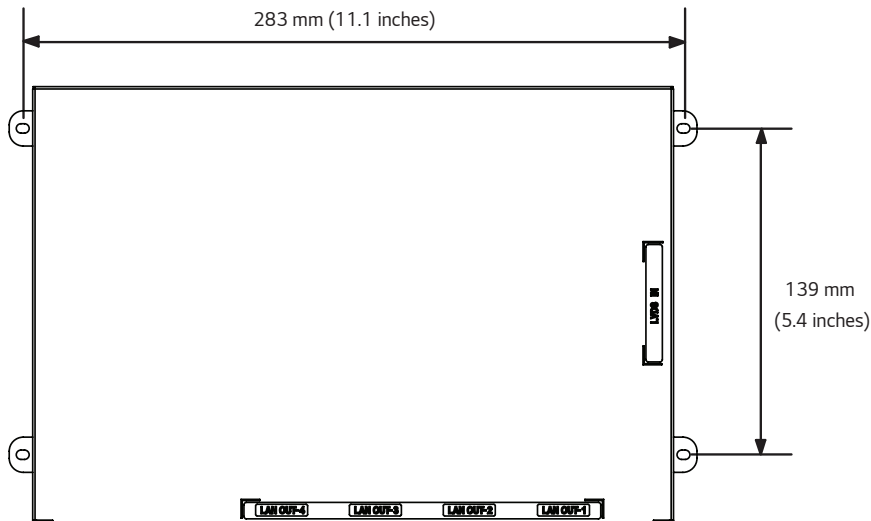
LCLG140U



Installing on a Wall

Fix the assembled set on a desired place.

LCLG140U



Installation Considerations

(Film Panel)

- Make sure the ambient temperature is within the operating temperature when installing the product.
 - 0 °C to 45 °C (32 °F to 113 °F) (without direct sunlight)
 - 0 °C to 30 °C (32 °F to 86 °F) (in direct sunlight)
- Make sure the installation structure does not block the flow of indoor air.
- If the product is not affected by indoor air conditioning or if the indoor air conditioner is not operated for a long time, installation of a separate air conditioner (such as a circulator) may be necessary.

TROUBLESHOOTING

No image is displayed or the screen image looks abnormal.


Problem	Solution
Is the power cord connected to the product?	<ul style="list-style-type: none">• Check if the power cord is correctly plugged into the power outlet.
Check if the cable is properly connected.	<ul style="list-style-type: none">• Problems may occur if the user connects cables arbitrarily. Contact a system integrator or the service center for cable connection change.

The display color is abnormal.

Problem	Solution
Screen color is unstable or mono-colored.	<ul style="list-style-type: none">• Problems may occur if the user connects cables arbitrarily. Contact a system integrator or the service center for cable connection change.

PRODUCT SPECIFICATIONS

Without prior notice, all product information and specifications contained in this manual are subject to change to improve the performance of the product.

The ~ symbol means alternating current, and the symbol  means direct current.

Film Panel	Screen Type	Film Panel
Usage Condition	Daily Usage Time	24 hours (video)
Video Signal	Synchronization	Digital
Input/Output Ports	LCLG140U	LVDS IN, LAN OUT
	ACC-14LATB1	LAN IN, DC IN
Embedded Battery	Not applicable.	
Environmental Conditions	Operating Temperature	0 °C to 45 °C (32 °F to 113 °F)
	Operating Humidity	10 % to 70 %
	Storage Temperature	-20 °C to 60 °C (-4 °F to 140 °F)
	Storage Humidity	5 % to 85 %


LCLG140U

Power	Power Rating	AC 100-240 V~ 50/60 Hz 0.5 A
	Power Consumption	On Mode: 20 W (Typ.)
Dimensions (Width x Height x Depth) / Weight		293 x 188.7 x 37 (mm) / 1.5 (kg) (11.5 x 7.4 x 1.4 (inches) / 3.3 (lbs))

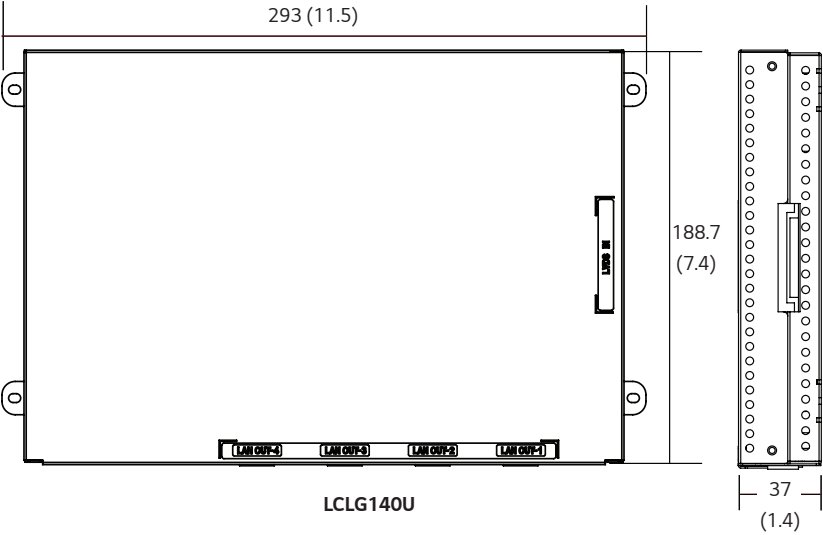
LAT140GT81*

Film Panel	Pixel pitch	14 mm (H) x 14 mm (V)		
Power	Power Consumption	LAT140GT81*	On Mode: 37 W (Typ.)	
Dimensions (Width x Height x Depth) / Weight		LAT140GT81*	Film	492 x 655 x 2.9 (mm) / 1.0 (kg) (19.3 x 25.7 x 0.1 (inches) / 2.2 (lbs))
			Module	492 x 655 x 2.9 (mm) / 1.0 (kg) (19.3 x 25.7 x 0.1 (inches) / 2.2 (lbs))
- The installation is only available for glass with a radius of more than 1,100 mm (43.3 inches).				


ACC-14LATB*

Power	Power Rating	ACC-14LATB1	19.5 V  10.8 A
		ACC-14LATB2	
	Power Consumption	ACC-14LATB1	On Mode (including 2 x 2 Film): 150 W (Typ.)
		ACC-14LATB2	
Dimensions (Width x Height x Depth) / Weight		ACC-14LATB1	492 x 69.4 x 25 (mm) / 0.37 (kg) (19.3 x 2.7 x 0.9 (inches) / 0.8 (lbs))
		ACC-14LATB2	492 x 51.4 x 25 (mm) / 0.26 (kg) (19.3 x 2.0 x 0.9 (inches) / 0.5 (lbs))

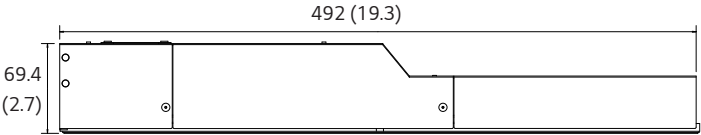
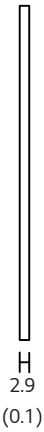
[Unit: mm (inches)]



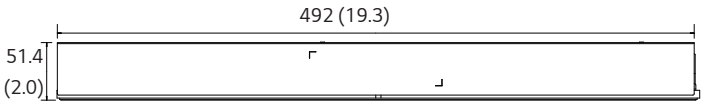
[Unit: mm (inches)]



LAT140GT81*



ACC-14LATB1



ACC-14LATB2





The model and serial number of the product are located on the back and on one side of the product. Record them below in case you ever need service.

MODEL _____
SERIAL NO. _____

Supplier's Declaration of Conformity

Trade Name	LG
Responsible Party	LG Electronics USA, Inc.
Address	111 Sylvan Avenue, North Building, Englewood Cliffs, NJ 07632
E-mail	lg.environmental@lge.com

Temporary noise is normal when powering ON or OFF this device.