



SIMPLE MANUAL

Mini Hi-Fi System

To view the instructions of advanced features,
visit <http://www.lg.com> and then download Owner's Manual.
Some of the content in this manual may differ from your unit.

MODEL
CM4560



ENGLISH

DEUTSCH

FRANÇAIS

NEDERLANDS

SLOVENŠČINA

ITALIANO

ESPAÑOL

EAHHNIKA

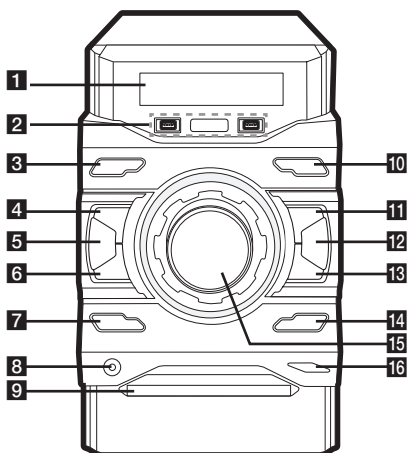
PORTUGUÊS

www.lg.com

Copyright © 2017 LG Electronics. All Rights Reserved

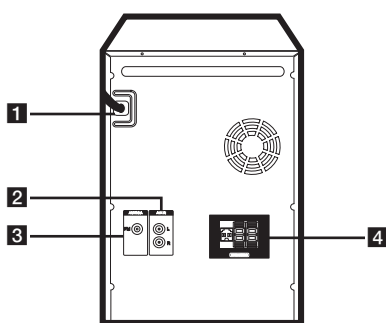


Front Panel



- 1 Display window
- 2 USB1/USB2 : Plays the audio files by connecting the USB device.
- 3 (Power) : Switches the unit ON or OFF.
- 4 (Stop) : Stops playback or recording.
- 5 **AUTO DJ** : Selects the AUTO DJ mode.
- 6 (Skip/Search) : Searches backward. / Skips to the previous track/file.
- 7 **DEMO / RDS** : Shows demo mode. / RDS (Radio Data System)
- 8 **PORT. IN**
- 9 Disc tray
- 10 **F / WIRELESS LINK** : Selects the function and input source. / Press and hold for 3 seconds to select WIRELESS PARTY LINK mode.
- 11 **>||** **ST./MO.** : Starts or pauses playback. / Selects Stereo/Mono.
- 12 **REGION EQ** : Chooses region equalizer.
- 13 **>>I** (Skip/Search) : Searches forward. / Skips to the next track/file.
- 14 **BASS BLAST** : Selects BASS effect directly.
- 15 **MASTER VOLUME** : Adjusts volume of speaker.
- 16 (Open/Close) : Opens or closes the disc tray.

Rear Panel



- 1 **POWER IN**
- 2 **AUX IN (L/R)** connectors
- 3 **ANTENNA (FM)**
- 4 **SPEAKERS** terminal/cord

Controller App



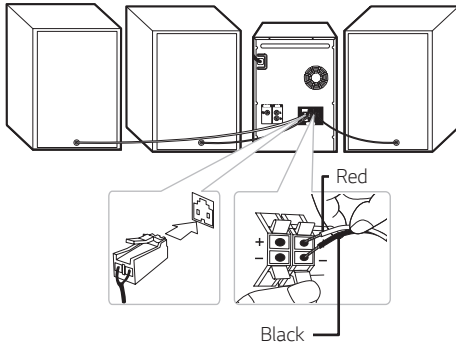
Download the **Music Flow Bluetooth** App to your device.

LG Sound Sync (Wireless)



For more information, download the online owner's manual. <http://www.lg.com>

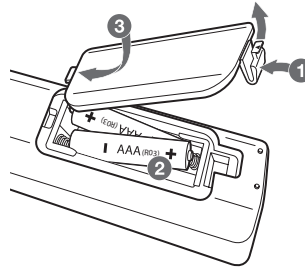
Speaker Connection



How to disconnect the wireless network connection or the wireless device


Turn off the unit by pressing the power button for more than 5 seconds.

Replacement of battery



Additional Information

Specifications

Power Requirements	Refer to the main label on the unit.
Power Consumption	Refer to the main label on the unit. Networked standby : 0.5 W (If all network ports are activated.)
Dimensions (W x H x D)	Approx. 206 mm x 308 mm x 284 mm
Net Weight	Approx. 3 kg
Bus Power Supply (USB)	5 V  500 mA
Amplifier (Total RMS output power)	700 W

Design and specifications are subject to change without notice.

Declaration of Conformity



Hereby, LG Electronics declares that the radio equipment type Mini Hi-Fi System is in compliance with Directive 2014/53/EU. The full text of the EU declaration of conformity is available at the following internet address:

<http://www.lg.com/global/support/cedoc/cedoc#>

For consideration of the user, this device should be installed and operated with a minimum distance of 20 cm between the device and the body.

Frequency range	Output power (Max.)
2402 to 2480 MHz	10 dBm

Wireless function S/W version: 1.0

