

# [CONTENTS]

## ○ SECTION 1. GENERAL

- SERVICING PRECAUTIONS ..... 1-2
- ESD PRECAUTIONS ..... 1-4
- SPECIFICATIONS ..... 1-5
- LOCATION OF CUSTOMER CONTROLS ..... 1-6

## ○ SECTION 2. AUDIO PART

- ELECTRICAL TROUBLESHOOTING GUIDE ..... 2-1
- BLOCK DIAGRAM ..... 2-5
- SCHEMATIC DIAGRAMS ..... 2-7
- WIRING DIAGRAM ..... 2-19
- VOLTAGE SHEET ((IC&TR) ..... 2-21
- PRINTED CIRCUIT DIAGRAMS ..... 2-25

## ○ SECTION 3. DVD PART

- ELECTRICAL TROUBLESHOOTING GUIDE ..... 3-1
- DETAILS AND WAVEFORMS ON SYSTEM TEST AND DEBUGGING ..... 3-8
- DVD PART SCHEMATIC DIAGRAMS ..... 3-21
- VOLTAGE SHEET (IC & TR) ..... 3-27
- PRINTED CIRCUIT DIAGRAM ..... 3-29

## ○ SECTION 4. EXPLODED VIEWS ..... 4-1

## ○ SECTION 5. SPEAKER PART ..... 5-1

## ○ SECTION 6. SPEAKER PART ..... 6-1

- ELECTRICAL TROUBLESHOOTING GUIDE ..... 6-1
- BLOCK DIAGRAM ..... 6-7
- SCHEMATIC DIAGRAMS ..... 6-9
- WIRING DIAGRAM ..... 6-15
- PRINTED CIRCUIT DIAGRAM ..... 6-17
- SPEAKER EXPLODED VIEWS ..... 6-23
- REPLACEMENT PARTS LIST ..... 6-35

# SECTION 1. GENERAL


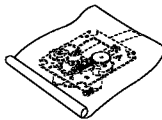
## □ SERVICING PRECAUTIONS

### NOTES REGARDING HANDLING OF THE PICK-UP

#### 1. Notes for transport and storage

- 1) The pick-up should always be left in its conductive bag until immediately prior to use.
- 2) The pick-up should never be subjected to external pressure or impact.

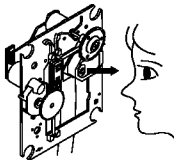
Storage in conductive bag



Drop impact

#### 2. Repair notes

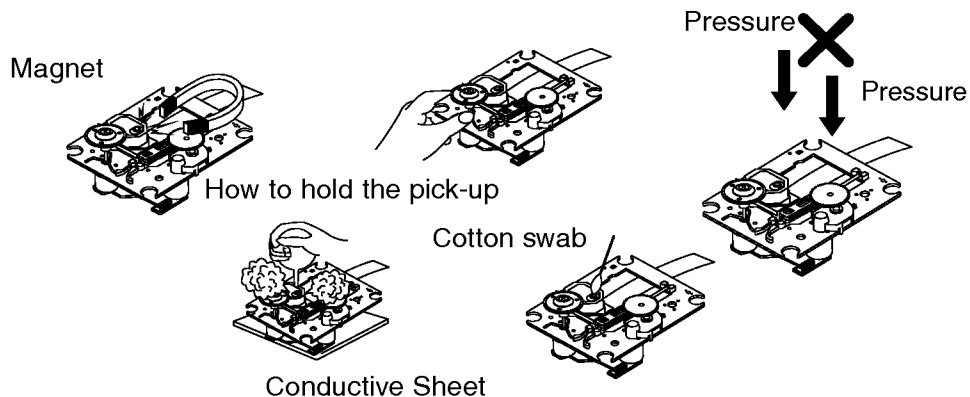
- 1) The pick-up incorporates a strong magnet, and so should never be brought close to magnetic materials.
- 2) The pick-up should always be handled correctly and carefully, taking care to avoid external pressure and impact. If it is subjected to strong pressure or impact, the result may be an operational malfunction and/or damage to the printed-circuit board.
- 3) Each and every pick-up is already individually adjusted to a high degree of precision, and for that reason the adjustment point and installation screws should absolutely never be touched.
- 4) Laser beams may damage the eyes!  
Absolutely never permit laser beams to enter the eyes!  
Also NEVER switch ON the power to the laser output part (lens, etc.) of the pick-up if it is damaged.



NEVER look directly at the laser beam, and don't let contact fingers or other exposed skin.

#### 5) Cleaning the lens surface

If there is dust on the lens surface, the dust should be cleaned away by using an air bush (such as used for camera lens). The lens is held by a delicate spring. When cleaning the lens surface, therefore, a cotton swab should be used, taking care not to distort this.



#### 6) Never attempt to disassemble the pick-up.

Spring by excess pressure. If the lens is extremely dirty, apply isopropyl alcohol to the cotton swab. (Do not use any other liquid cleaners, because they will damage the lens.) Take care not to use too much of this alcohol on the swab, and do not allow the alcohol to get inside the pick-up.

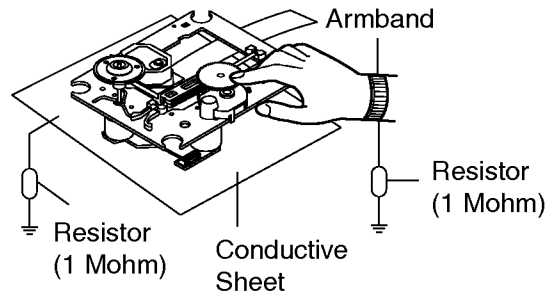
# NOTES REGARDING COMPACT DISC PLAYER REPAIRS

## 1. Preparations

- 1) Compact disc players incorporate a great many ICs as well as the pick-up (laser diode). These components are sensitive to, and easily affected by, static electricity. If such static electricity is high voltage, components can be damaged, and for that reason components should be handled with care.
- 2) The pick-up is composed of many optical components and other high-precision components. Care must be taken, therefore, to avoid repair or storage where the temperature or humidity is high, where strong magnetism is present, or where there is excessive dust.

## 2. Notes for repair

- 1) Before replacing a component part, first disconnect the power supply lead wire from the unit
- 2) All equipment, measuring instruments and tools must be grounded.
- 3) The workbench should be covered with a conductive sheet and grounded.  
When removing the laser pick-up from its conductive bag, do not place the pick-up on the bag. (This is because there is the possibility of damage by static electricity.)
- 4) To prevent AC leakage, the metal part of the soldering iron should be grounded.
- 5) Workers should be grounded by an armband (1M  $\Omega$ )
- 6) Care should be taken not to permit the laser pick-up to come in contact with clothing, in order to prevent static electricity changes in the clothing to escape from the armband.
- 7) The laser beam from the pick-up should NEVER be directly facing the eyes or bare skin.



# □ ESD PRECAUTIONS

## Electrostatically Sensitive Devices (ESD)



Some semiconductor (solid state) devices can be damaged easily by static electricity. Such components commonly are called Electrostatically Sensitive Devices (ESD). Examples of typical ESD devices are integrated circuits and some field-effect transistors and semiconductor chip components. The following techniques should be used to help reduce the incidence of component damage caused by static electricity.

1. Immediately before handling any semiconductor component or semiconductor-equipped assembly, drain off any electrostatic charge on your body by touching a known earth ground. Alternatively, obtain and wear a commercially available discharging wrist strap device, which should be removed for potential shock reasons prior to applying power to the unit under test.
2. After removing an electrical assembly equipped with ESD devices, place the assembly on a conductive surface such as aluminum foil, to prevent electrostatic charge buildup or exposure of the assembly.
3. Use only a grounded-tip soldering iron to solder or unsolder ESD devices.
4. Use only an anti-static solder removal device. Some solder removal devices not classified as "anti-static" can generate electrical charges sufficient to damage ESD devices.
5. Do not use freon-propelled chemicals. These can generate electrical charges sufficient to damage ESD devices.
6. Do not remove a replacement ESD device from its protective package until immediately before you are ready to install it. (Most replacement ESD devices are packaged with leads electrically shorted together by conductive foam, aluminum foil or comparable conductive materials).
7. Immediately before removing the protective material from the leads of a replacement ESD device, touch the protective material to the chassis or circuit assembly into which the device will be installed.

**CAUTION : BE SURE NO POWER IS APPLIED TO THE CHASSIS OR CIRCUIT, AND OBSERVE ALL OTHER SAFETY PRECAUTIONS.**

8. Minimize bodily motions when handing unpackaged replacement ESD devices. (Otherwise harmless motion such as the brushing together of your clothes fabric or the lifting of your foot from a carpeted floor can generate static electricity sufficient to damage an ESD device).

## CAUTION. GRAPHIC SYMBOLS

	THE LIGHTNING FLASH WITH APROWHEAD SYMBOL. WITHIN AN EQUILATERAL TRIANGLE, IS INTENDED TO ALERT THE SERVICE PERSONNEL TO THE PRESENCE OF UNINSULATED "DANGEROUS VOLTAGE" THAT MAY BE OF SUFFICIENT MAGNITUDE TO CONSTITUTE A RISK OF ELECTRIC SHOCK.
	THE EXCLAMATION POINT WITHIN AN EQUILATERAL TRIANGLE IS INTENDED TO ALERT THE SERVICE PERSONNEL TO THE PRESENCE OF IMPORTANT SAFETY INFORMATION IN SERVICE LITERATURE.

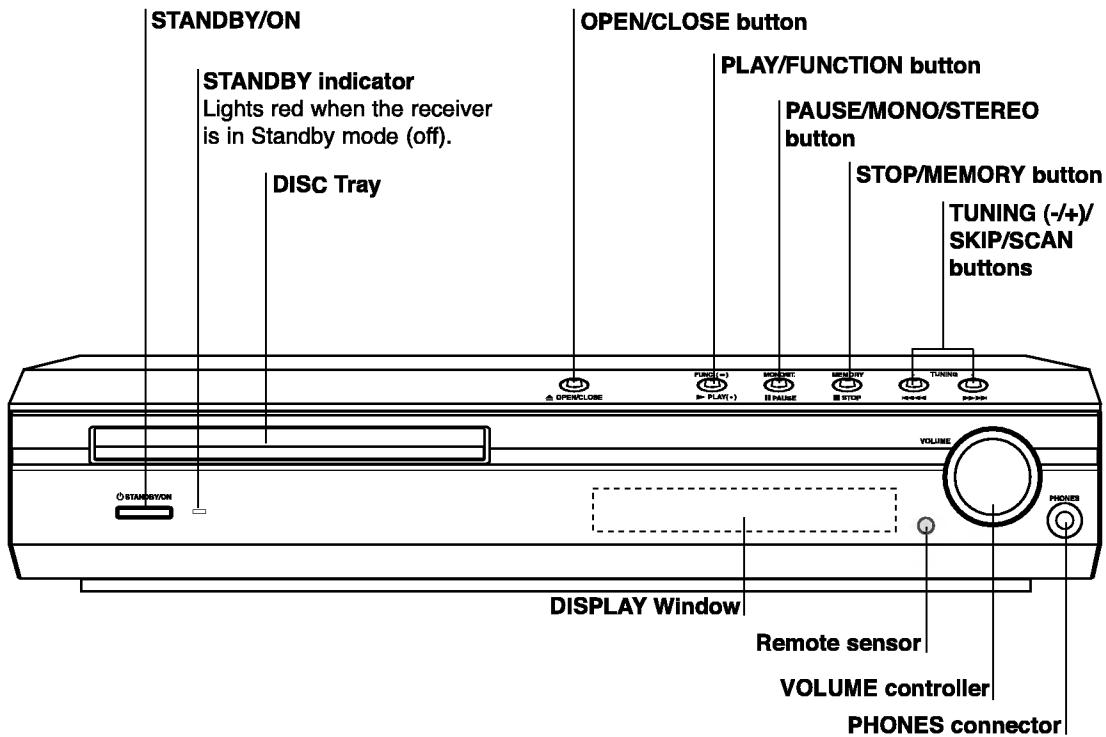
# □ SPECIFICATIONS

[General]	Power supply	Refer to main label (labeled at the bottom cover or rear panel.)			
	Power consumption	Refer to main label (labeled at the bottom cover or rear panel.)			
	Mass	4.3 kg			
	External dimensions (W x H x D)	360 x 70 x 350mm			
	Operating conditions	Temperature: 5°C to 35°C , Operation status: Horizontal			
	Operating humidity	5% to 85%			
[CD/DVD]	Laser	Semiconductor laser, wavelength 650 nm			
	Signal system	PAL 625/50, NTSC 525/60			
	Frequency response (audio)	150 Hz to 18 kHz			
	Signal-to-noise ratio (audio)	More than 70 dB (1 kHz, NOP, 20 kHz LPF/A-Filter)			
	Dynamic range (audio)	More than 70 dB			
	Harmonic distortion (audio)	0.5 % (1 kHz, at 12W position) (20 kHz LPF/A-Filter)			
[Video]	Video input	1.0 V (p-p), 75Ω , negative sync., RCA jack x 2			
	Video output	1.0 V (p-p), 75Ω , negative sync., RCA jack x 1			
	S-video output	(Y) 1.0 V (p-p), 75Ω , negative sync., Mini DIN 4-pin x 1 (C) 0.3 V (p-p), 75Ω			
	Component Video output	(Y) 1.0V (p-p), 75Ω, negative sync., RCA jack x1 (Pb)/(Pr) 0.7V (p-p), 75Ω, RCA jack x 1			
[Tuner]	[FM]	Tuning Range	87.5 - 108.0 MHz or 65.0 - 74.0 MHz, 87.5 - 108.0 MHz		
		Intermediate Frequency	10.7 MHz		
		Signal-to Noise Ratio	60 dB (Mono)		
	[AM [MW]	Frequency Response	150 - 8,000 Hz		
		Tuning Range	522 - 1,611 kHz or 530 - 1,610 kHz		
		Intermediate Frequency	450 kHz		
[Amplifier]	Stereo mode	50W + 50W (8Ω at 1 kHz, THD 10 %)			
	Surround mode (* Depending on the sound mode settings and the source, there may be no sound output.)	Front: 50W + 50W (THD 10 %) Center*: 50W Surround*: 50W + 50W (8Ω at 1 kHz, THD 10 %) Subwoofer*: 100W (4Ω at 30 Hz, THD 10 %)			
	Inputs	VIDEO 1, VIDEO 2, OPTICAL AUDIO			
	Outputs	VIDEO 1 (AUDIO OUT) : 2 V PHONES: (32Ω , 0.8V) OPTICAL AUDIO			
	Transmitter (ACC-W5100)	TX	Transmission Output : 2.4GHz, Power Supply : DC 7V		
		RX	Reception Output : 2.4GHz		
[Speakers]		Front Speaker LHS-5100T	Center Speaker LHS-5100CV	Subwoofer LHS-5100W	Wireless Speaker FA-W5100SR/SL
	Type	2 Way 2 Speaker	2 Way 2 Speaker	1 Way 1 Speaker	2 Way 2 Speaker
	Frequency Response	150 - 20000 Hz	150 - 20000 Hz	40 - 1500 Hz	110 - 20000 Hz
	Sound Pressure Level	83 dB/W (1m)	83 dB/W (1m)	82 dB/W (1m)	83 dB/W (1m)
	Rated Input Power	50W	50W	100W	50W
	Max. Input Power	100W	100W	200W	100W
	Net Dimensions (W x H x D)	182x534.5x182 mm	340x132x105.5 mm	209x417x385 mm	182x534.5x182 mm
	Net Weight	1.5 kg	1.2 kg	6.5 kg	2.2 kg

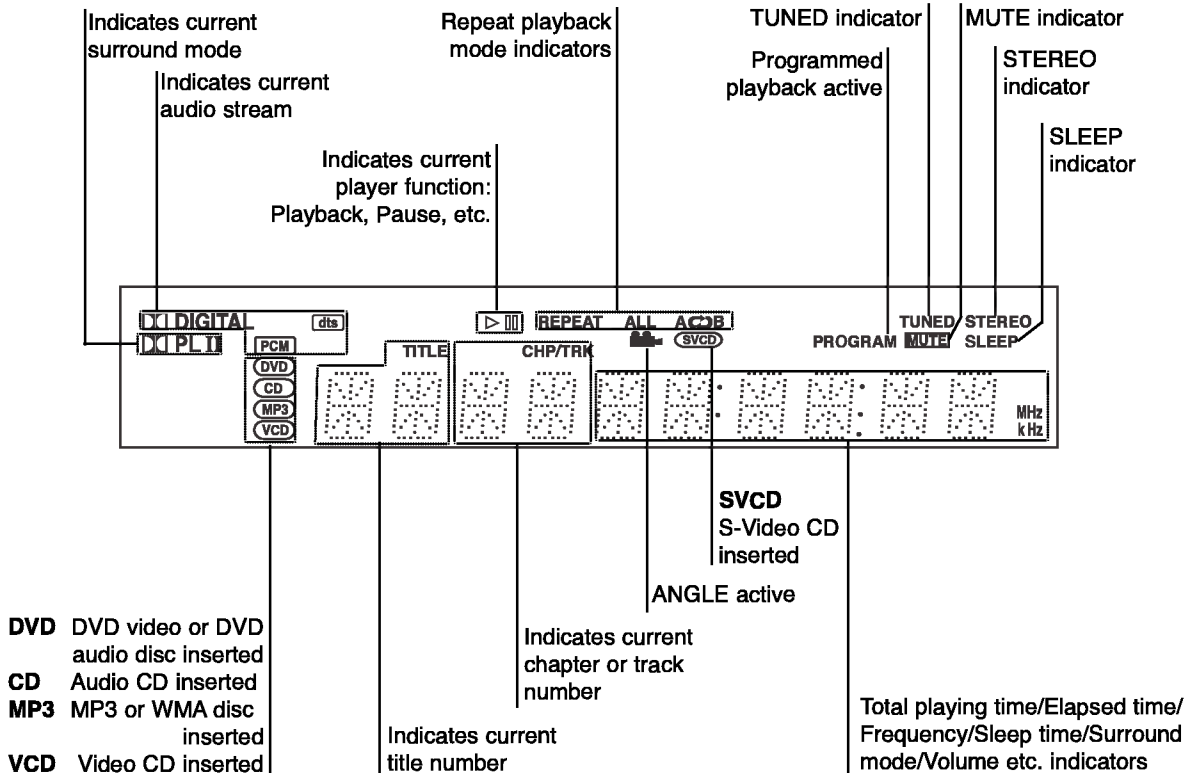
Designs and specifications are subject to change without notice.

# LOCATION OF CUSTOMER CONTROLS

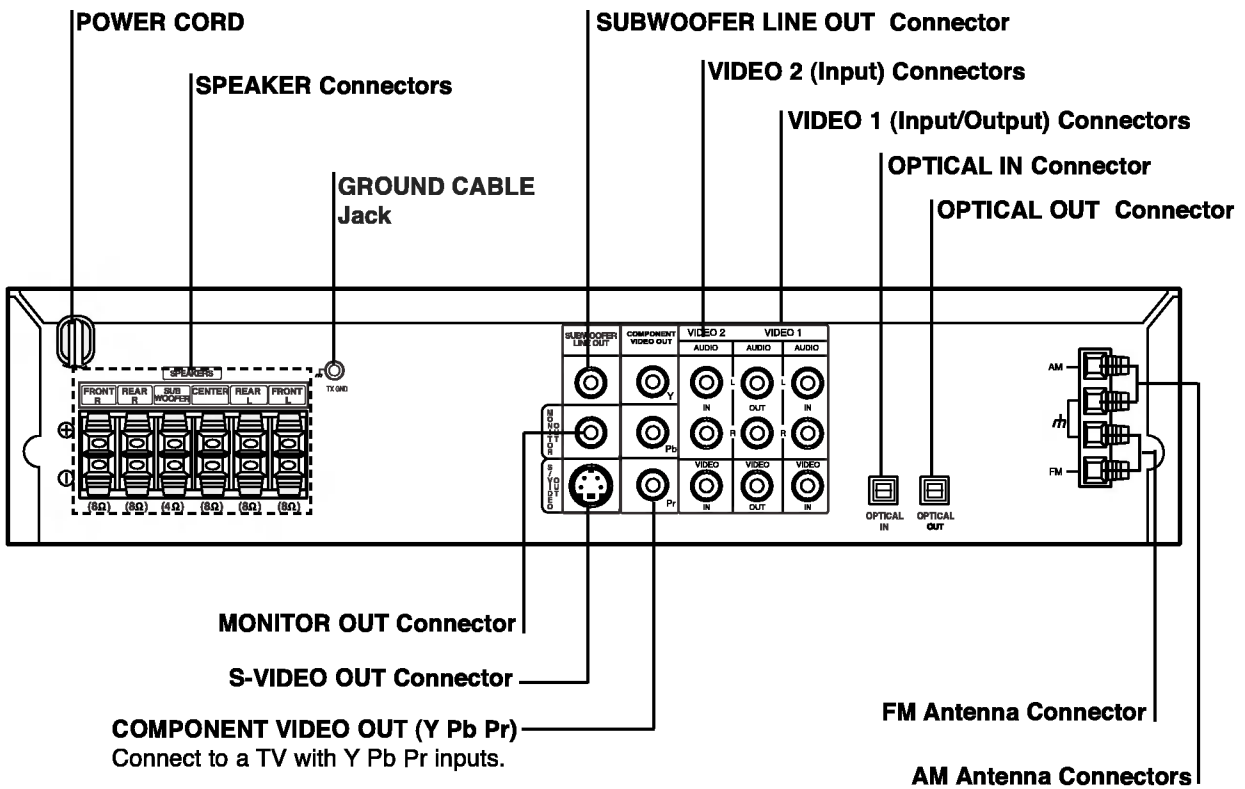
## FRONT PANEL



## DISPLAY WINDOW

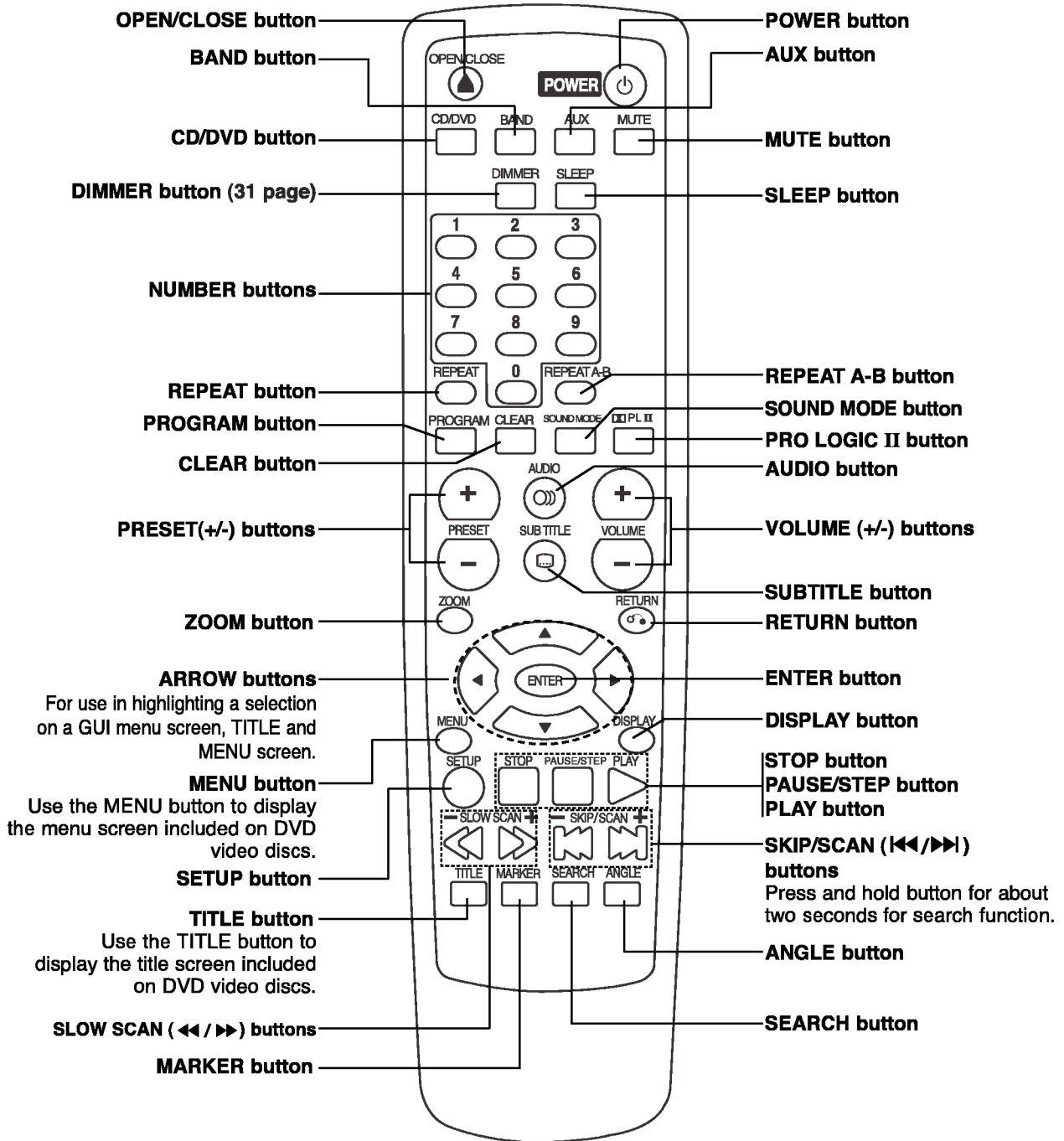


# REAR PANEL



**Do not touch the inner pins of the jacks on the rear panel. Electrostatic discharge may cause permanent damage to the unit.**

# REMOTE CONTROL

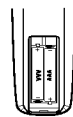


## Remote Control Operation Range

Point the remote control at the remote sensor and press the buttons.

- **Distance:** About 23 ft (7 m) from the front of the remote sensor
- **Angle:** About 30° in each direction in front of the remote sensor

## Remote control battery installation



Remove the battery cover on the rear of the remote control, and insert two R03 (size AAA) batteries with  $\oplus$  and  $\ominus$  aligned correctly.



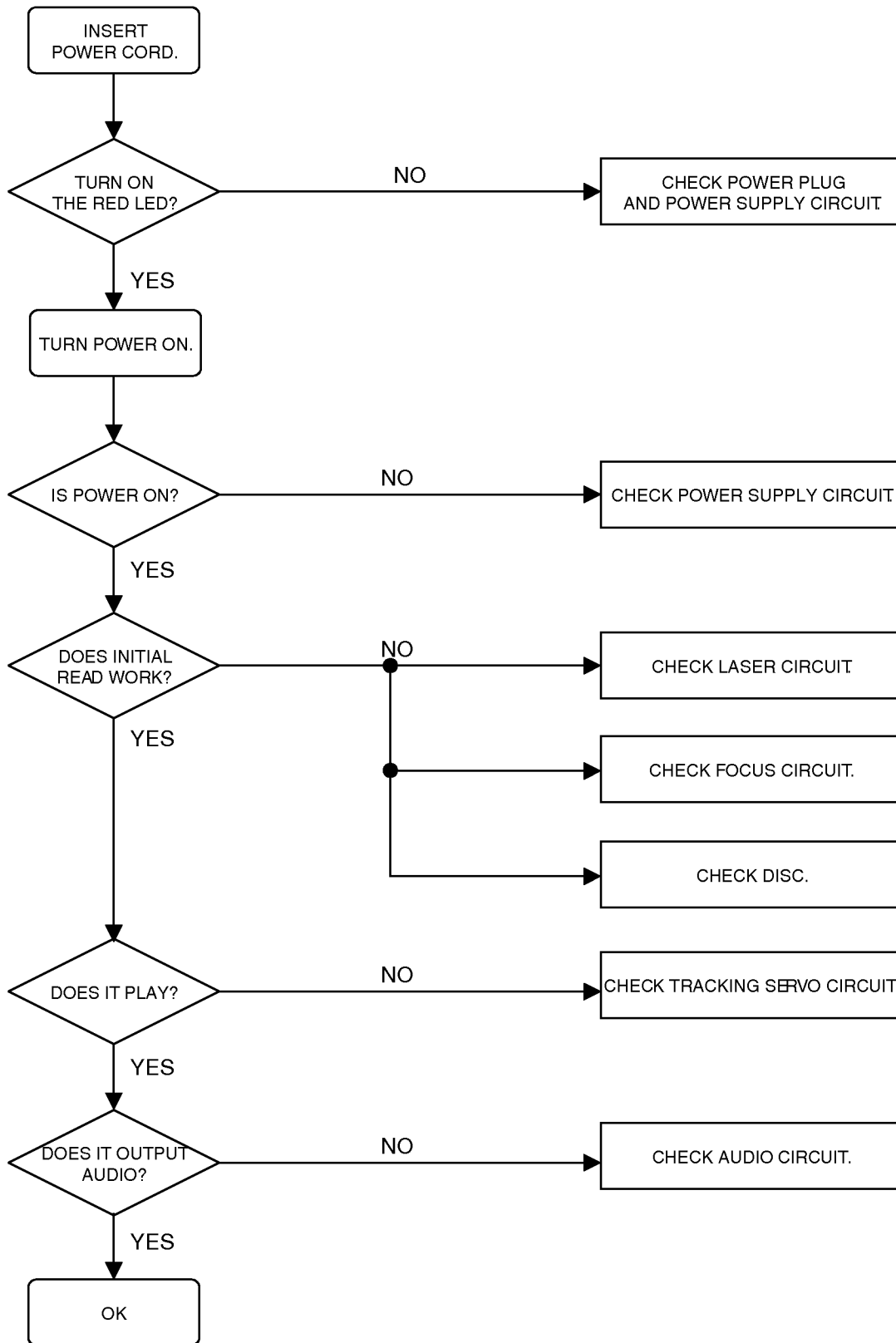
### Caution

Do not mix old and new batteries. Never mix different types of batteries (standard, alkaline, etc.).

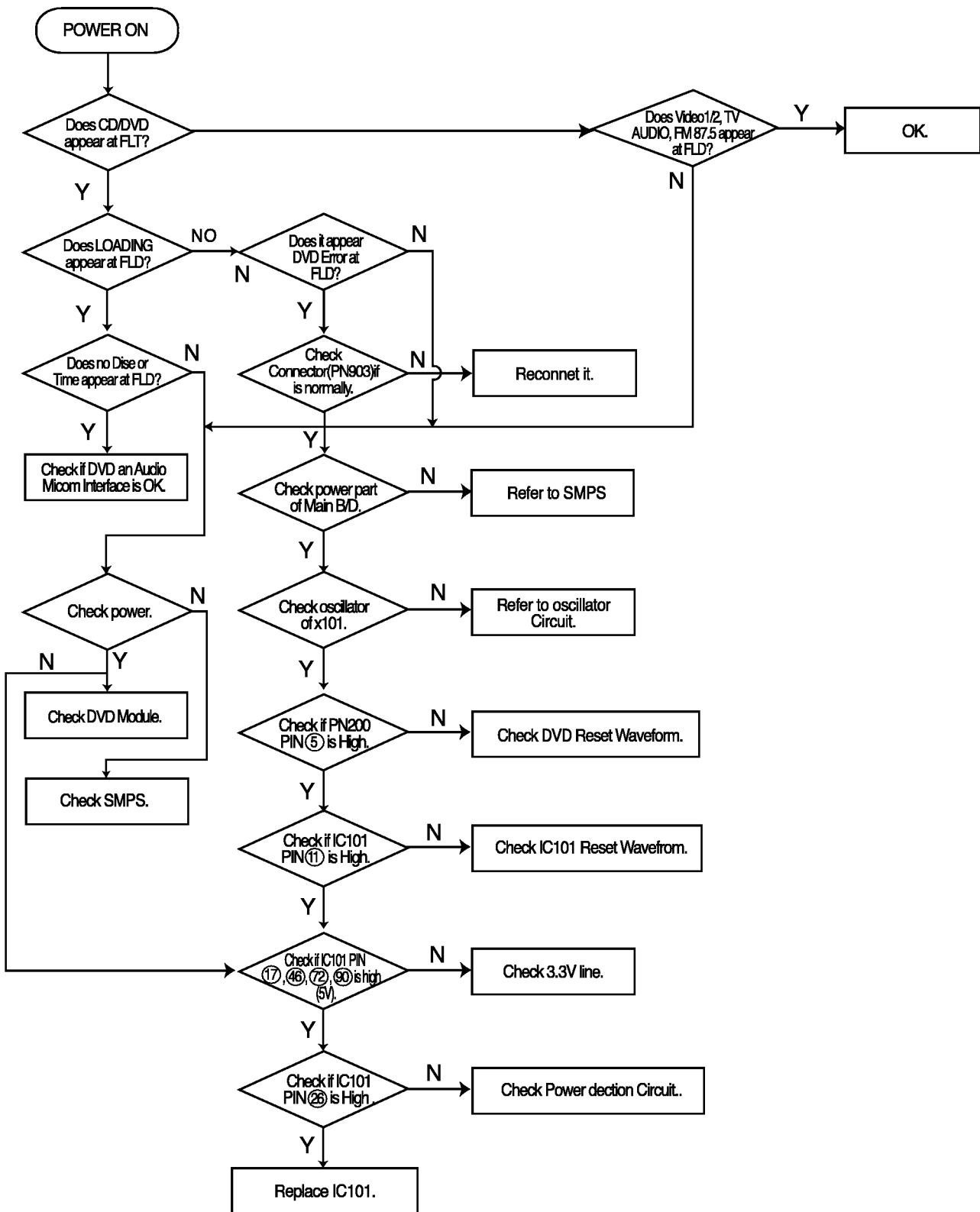


# SECTION 2. AUDIO PART

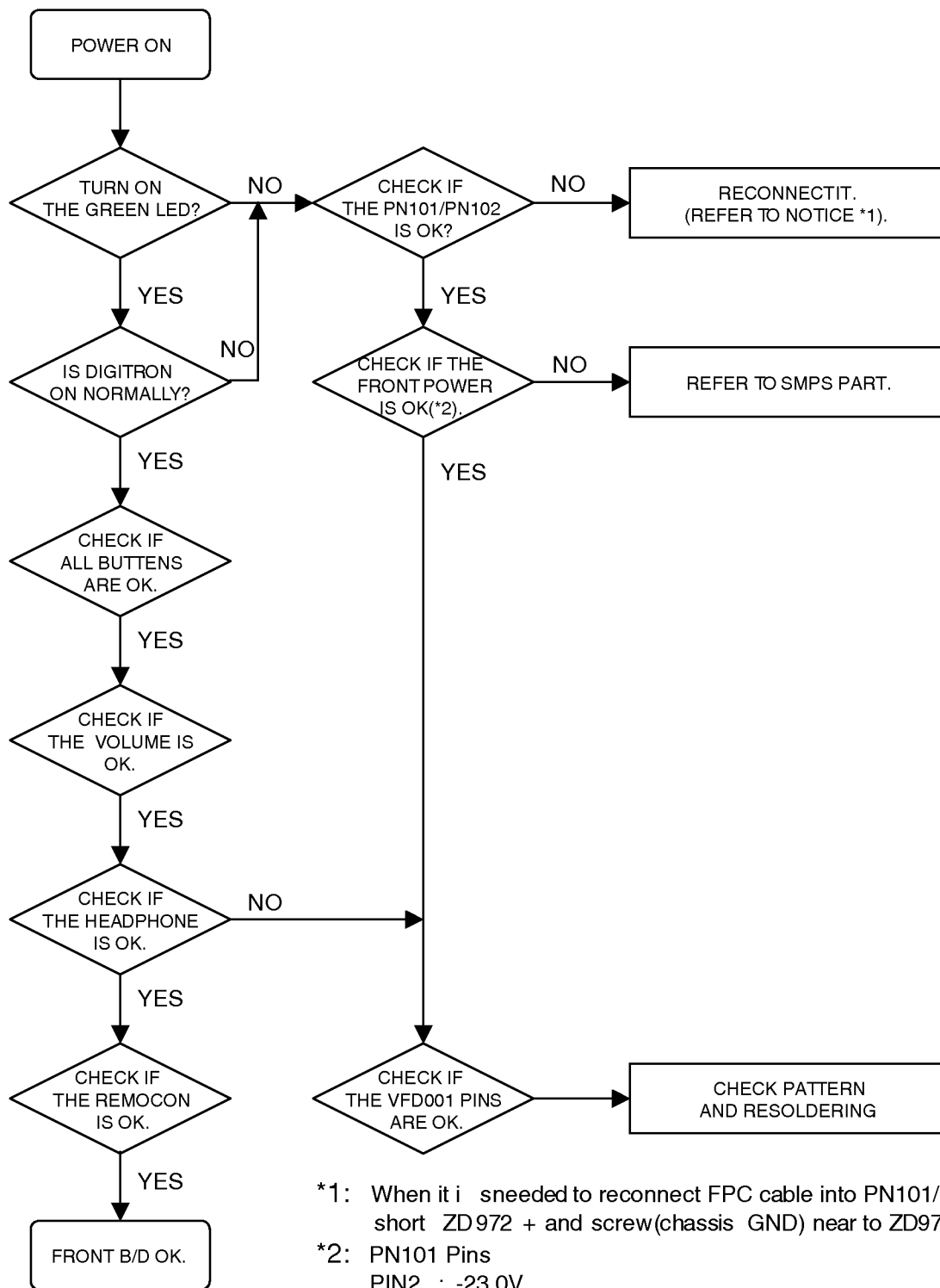
## □ ELECTRICAL TROUBLESHOOTING GUIDE



## 2. AUDIO $\mu$ .COM CIRCUIT



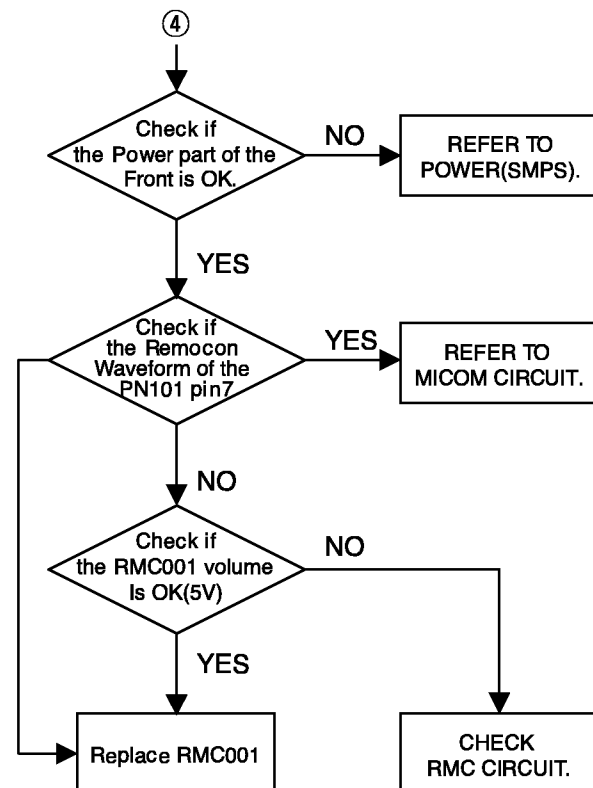
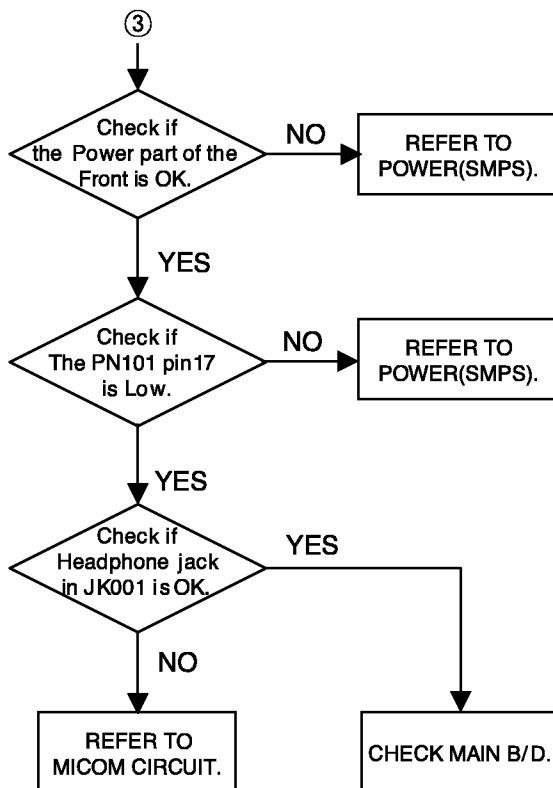
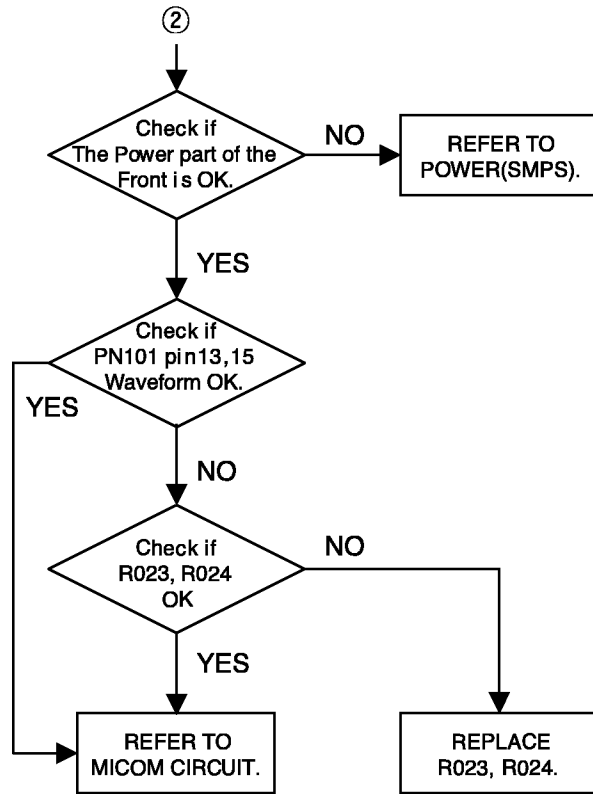
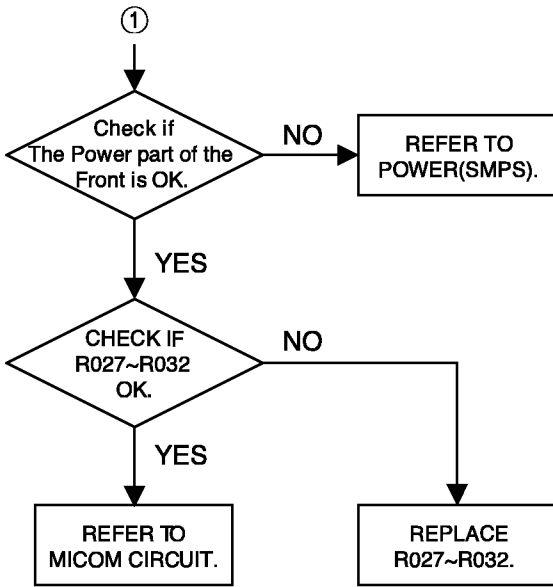
### 3. FRONT CIRCUIT (1/2)



\*1: When it is needed to reconnect FPC cable into PN101/PN102, short ZD972 + and screw(chassis GND) near to ZD972.

\*2: PN101 Pins  
 PIN2 : -23.0V  
 PIN3 : -27.5V  
 PIN4 : 5.0V  
 PIN11 : -34.0V  
 PIN20 : 12.0V

## 4.FRONT CIRCUIT (2/2)

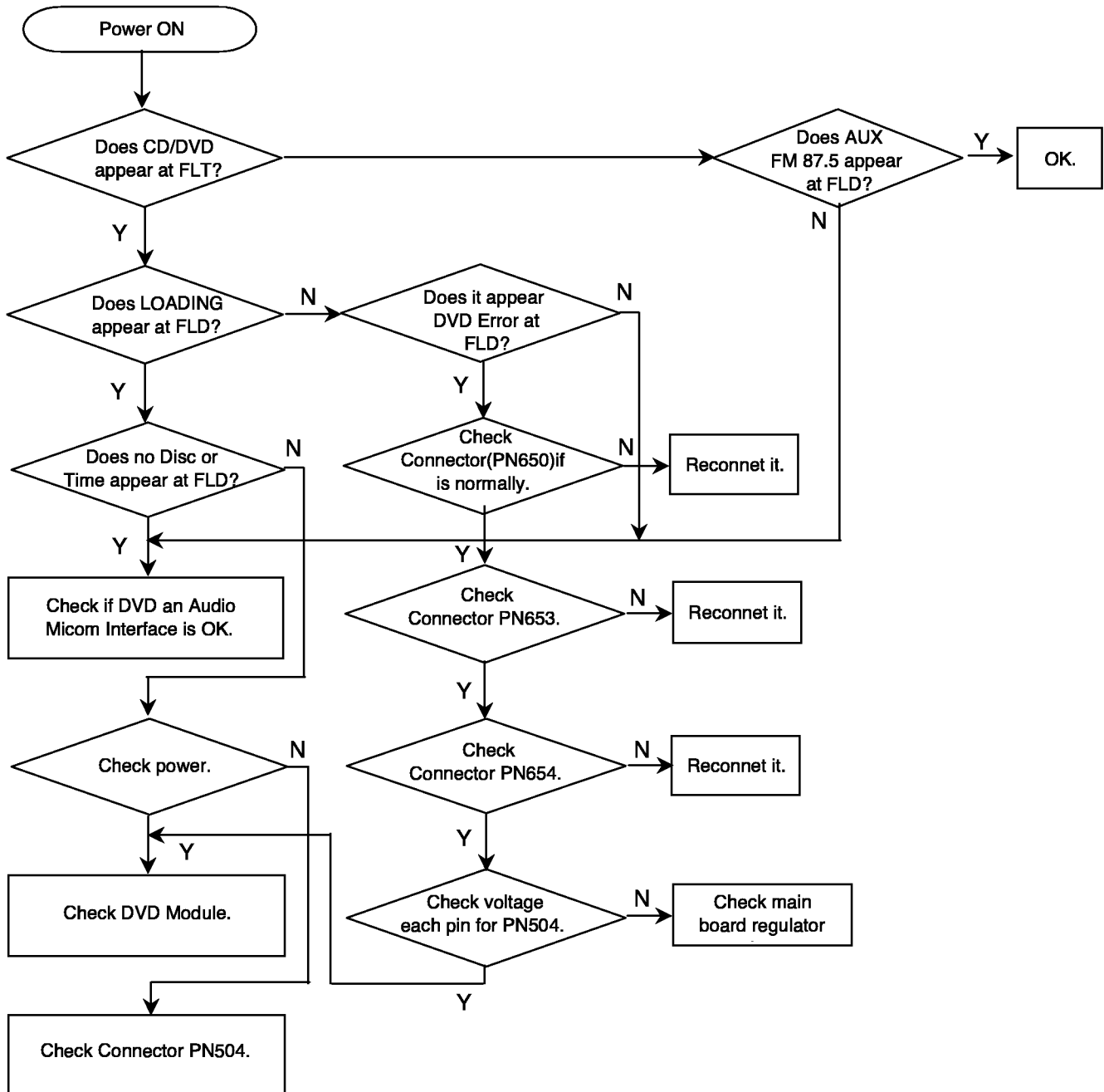


# SECTION 3. DVD PART

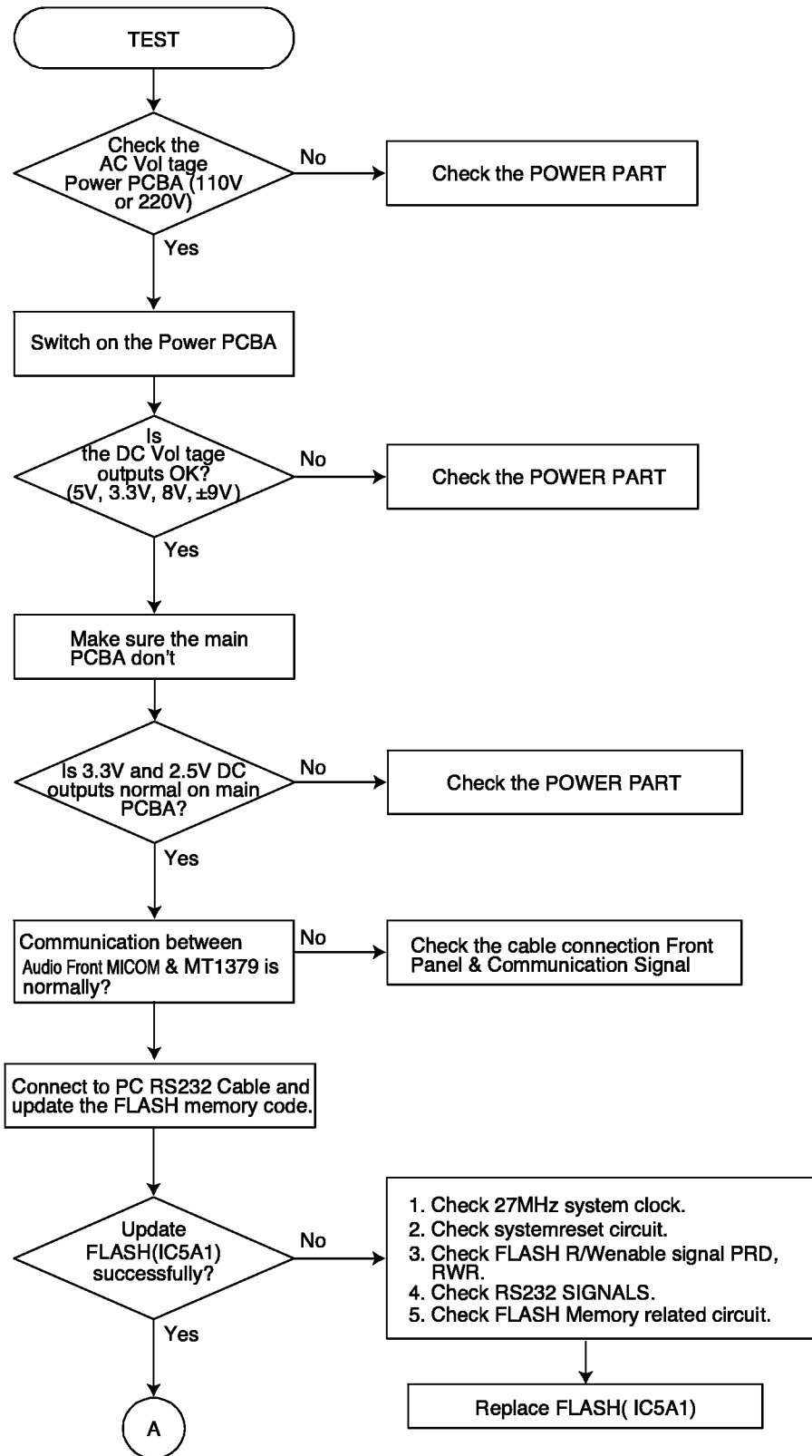
## DVD TROUBLESHOOTING GUIDE

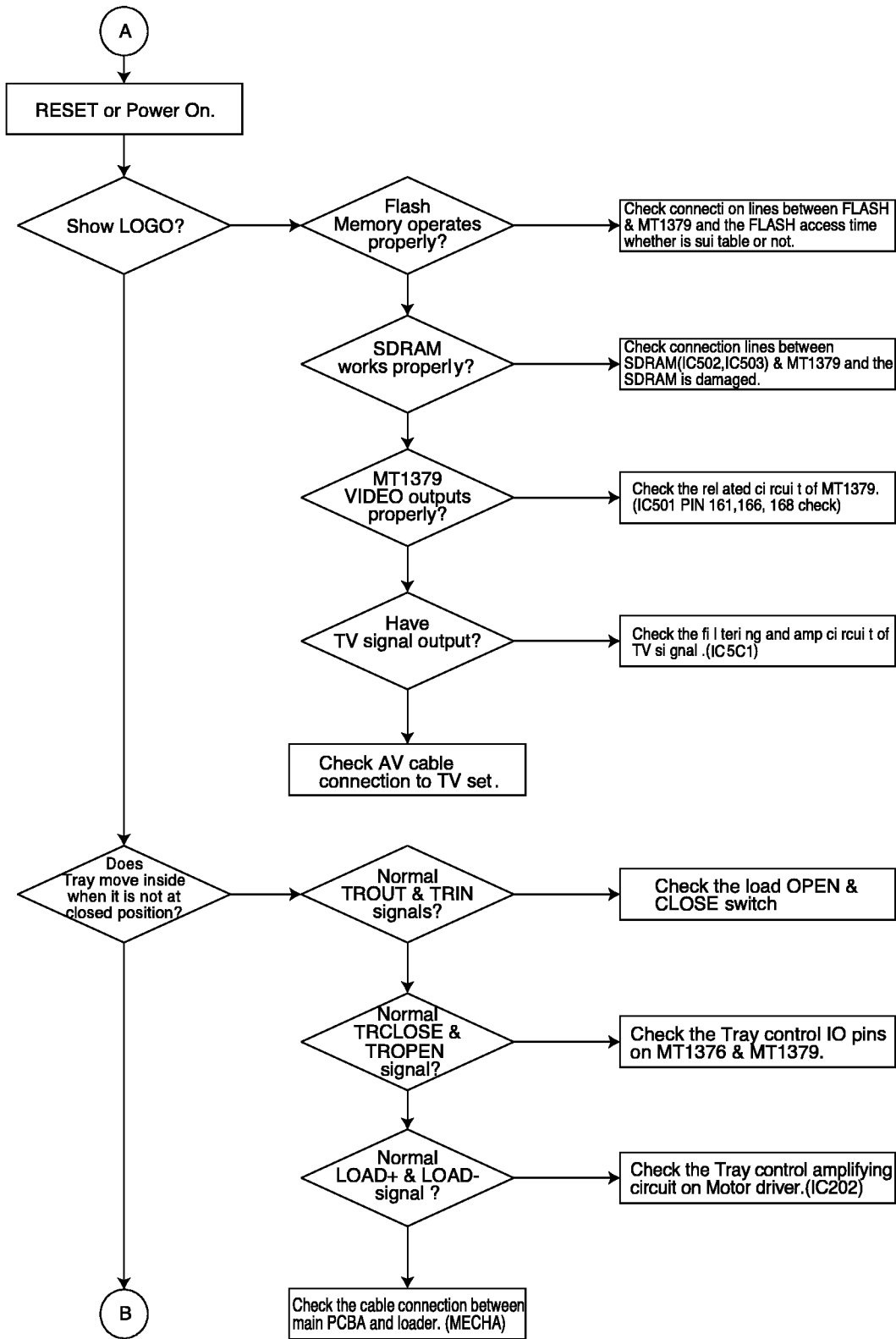
### ELECTRICAL TROUBLESHOOTING GUIDE

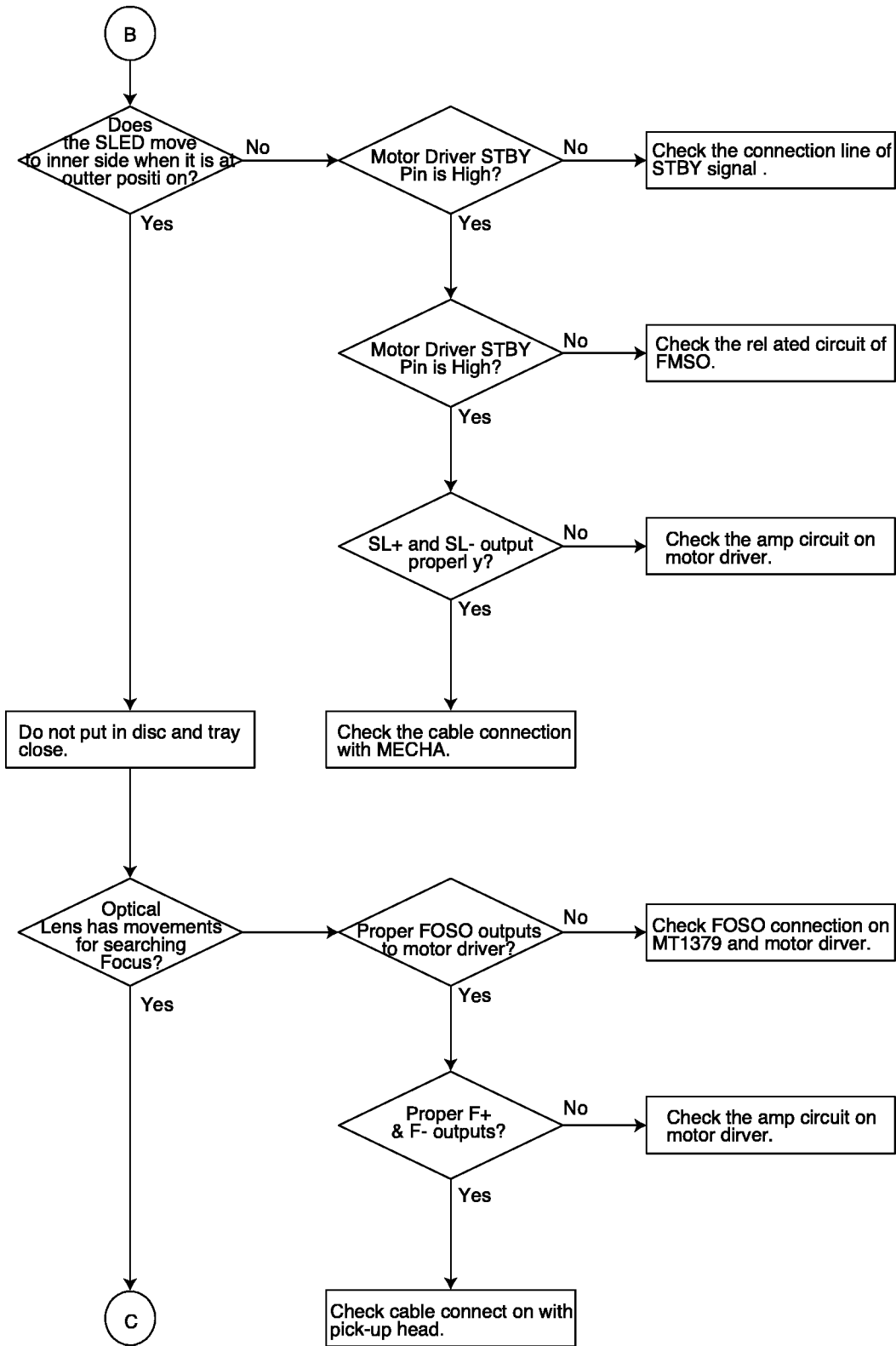
#### 1. Power check flow



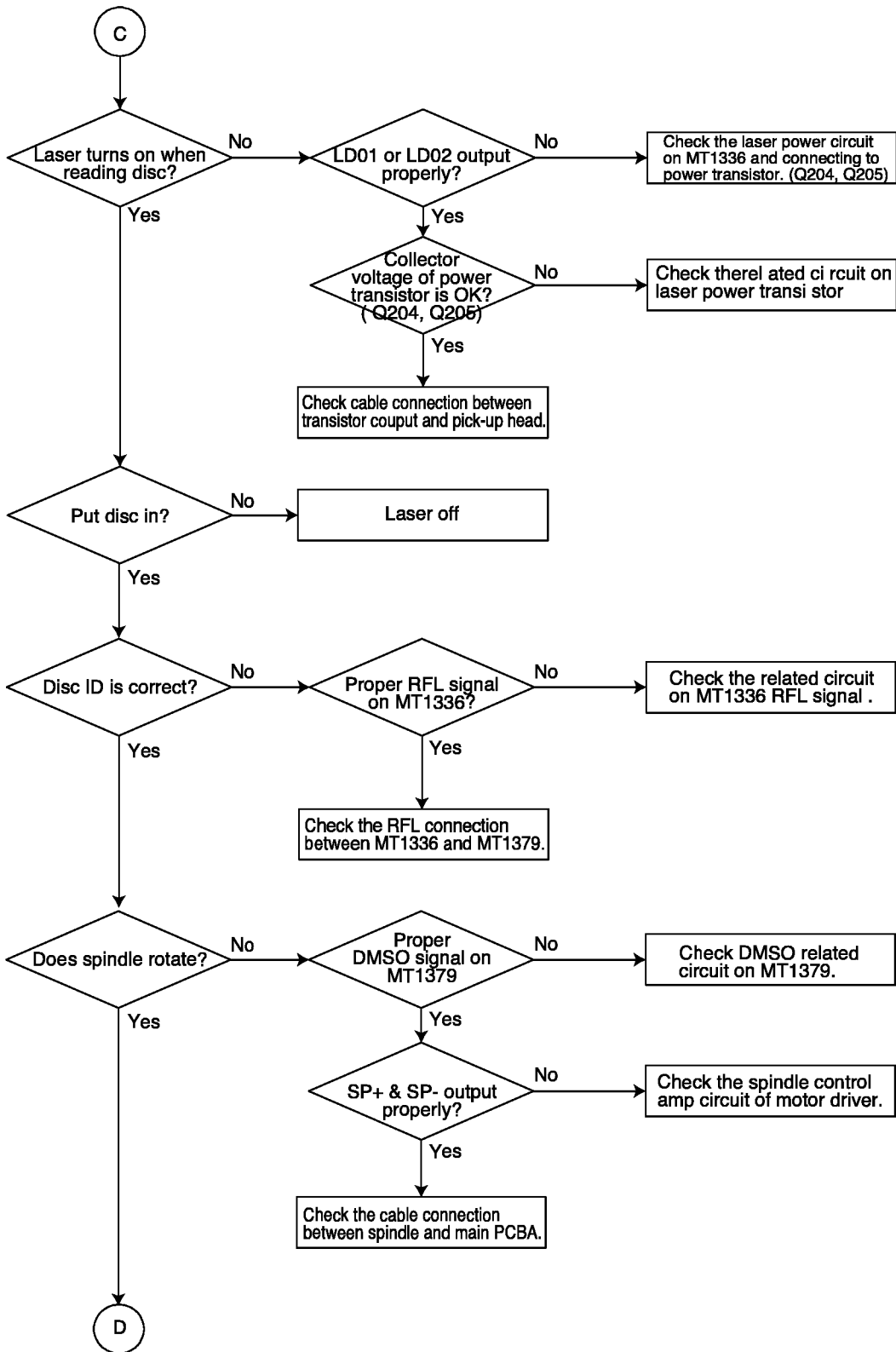
## 2. Test & debug flow

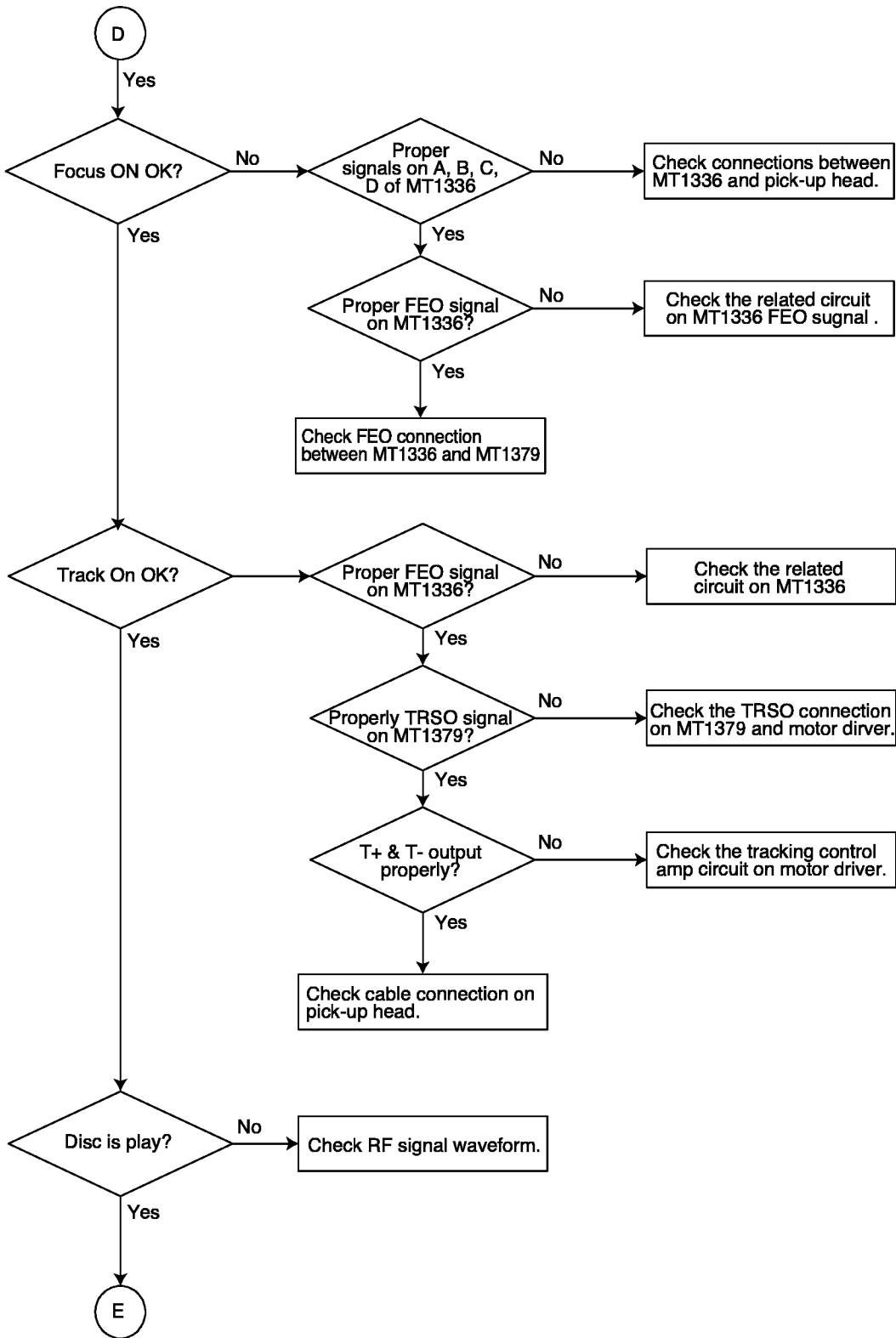


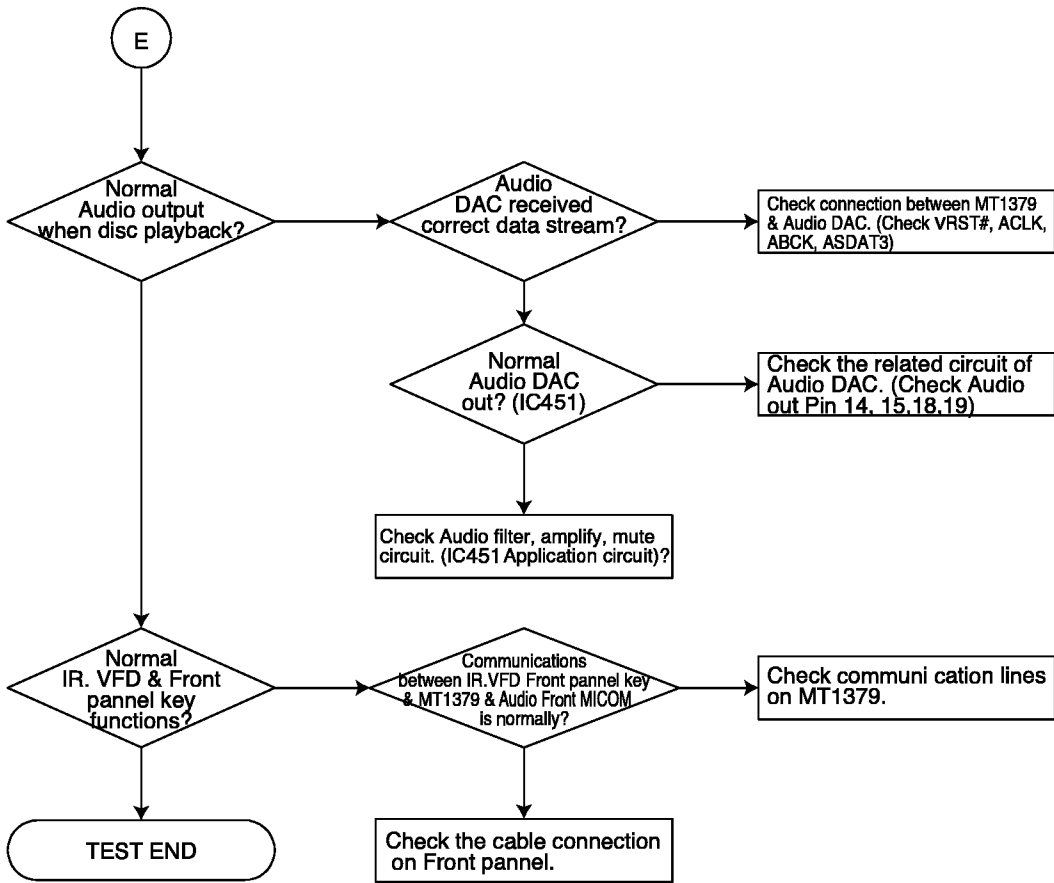












# □ DETAILS AND W VEFORMS ON SYSTEM TEST AND DEBUGGING

## 1. SYSTEM 27MHz CLOCK,RESET,FLASH R/W SIGNAL

1) MT1379 main clock is at 27MHz(X501)

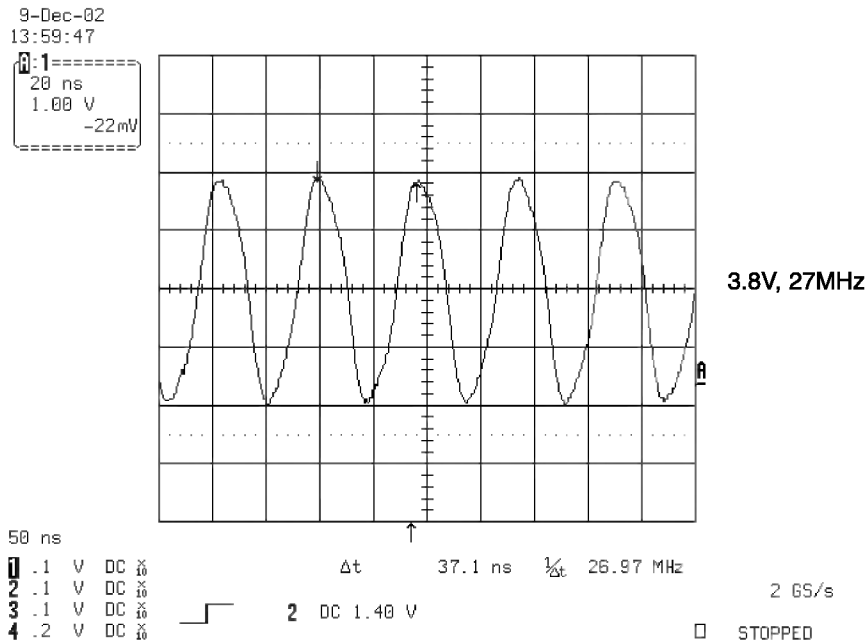


FIG 1-1

2) MT1336 reset is high active

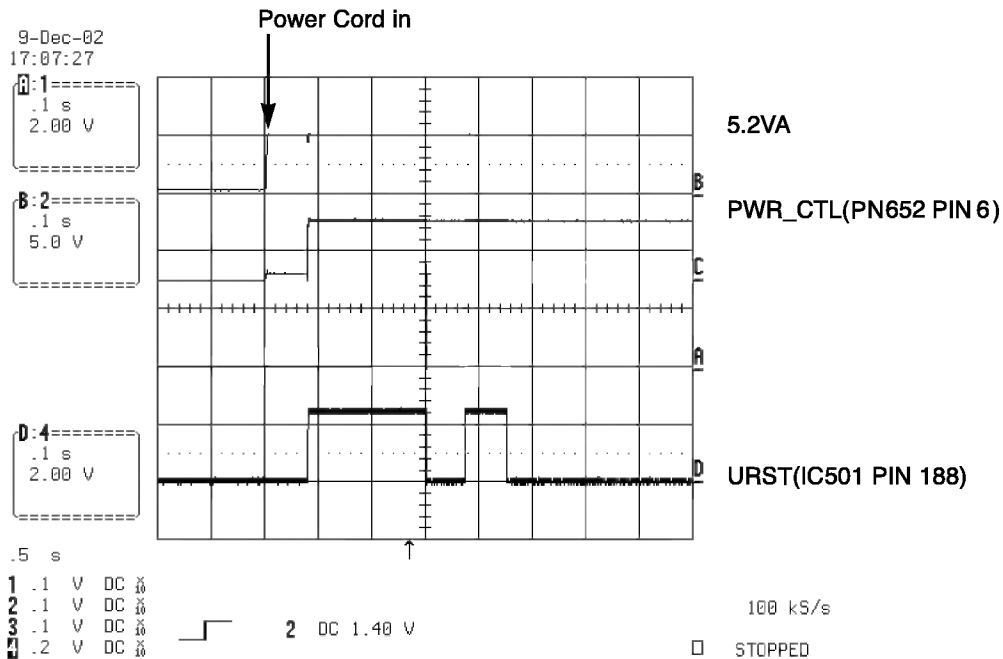


FIG 1-2

### 3) RS232 waveform during procedure(Downloading)

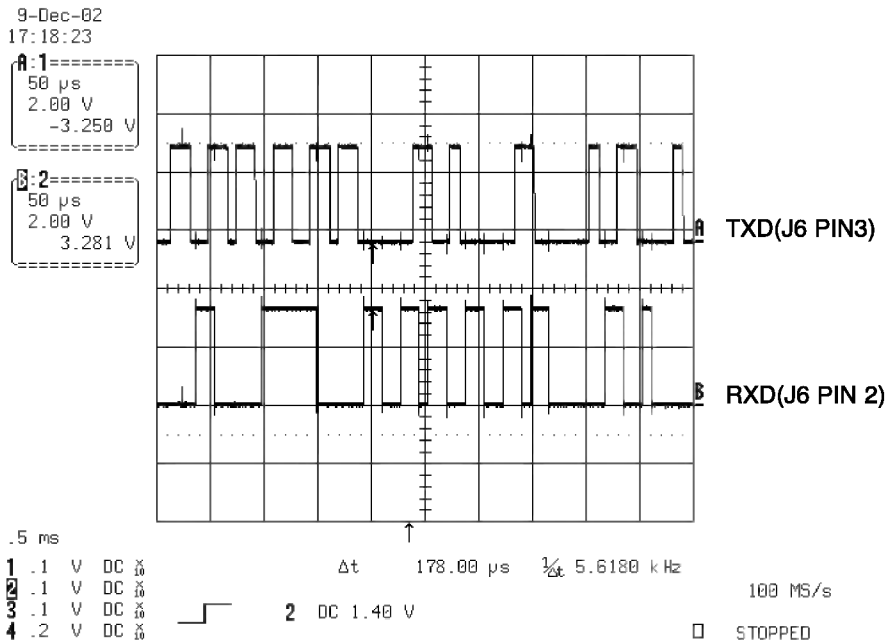


FIG 1-3

### 4) Flash R/W enable signal during download(Downloading)

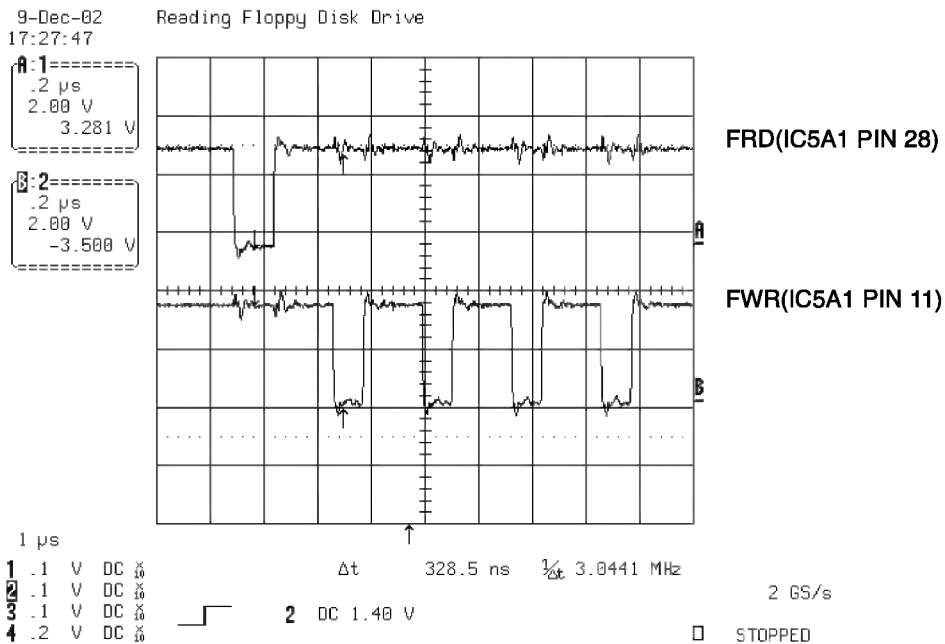


FIG 1-4

## 2. SDRAM CLOCK

1) MT1379 main clock is at 27MHz(X501)

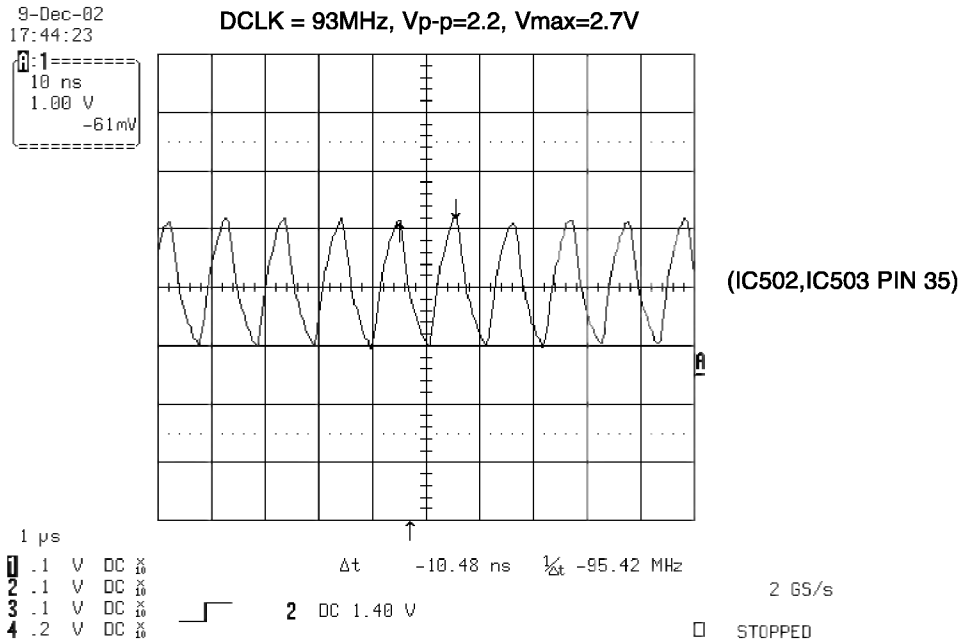


FIG 2-1

## 3. TRAY OPEN/CLOSE SIGNAL

1) Tray open/close waveform

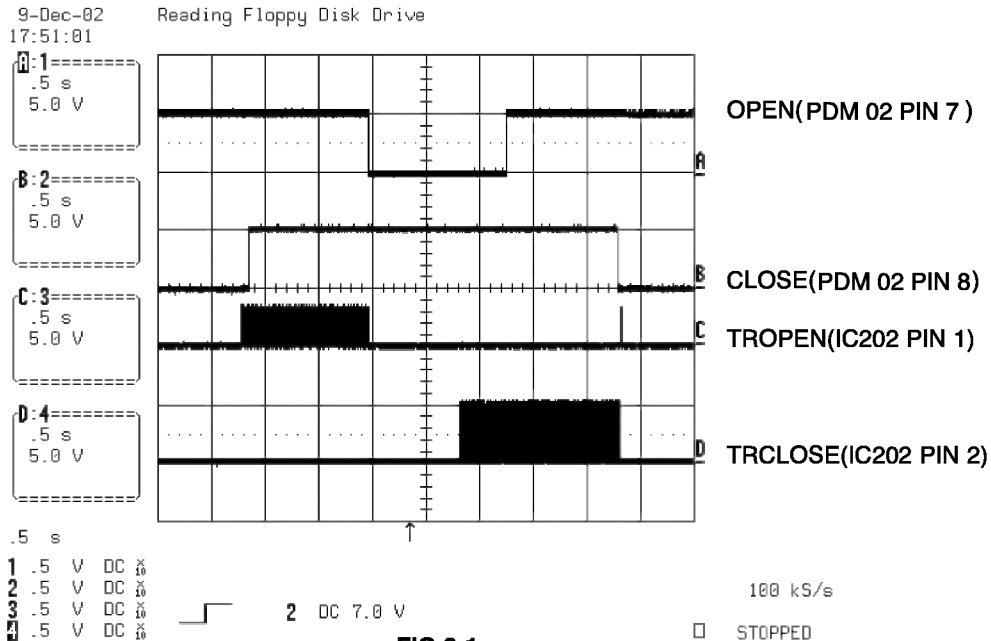


FIG 3-1

## 2) Tray close waveform

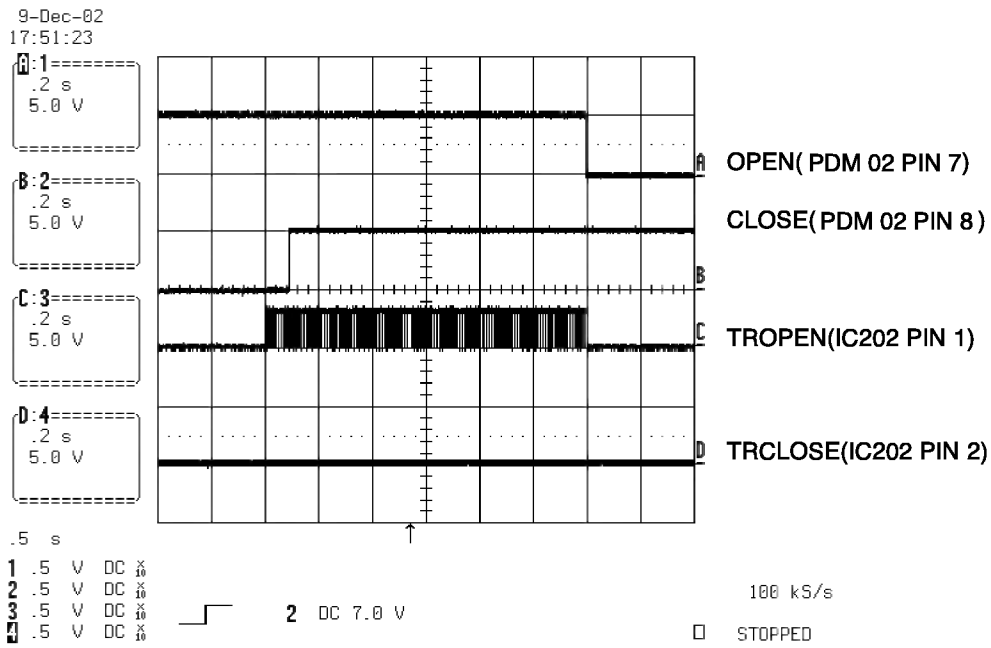


FIG 3-2

## 3) Tray open waveform

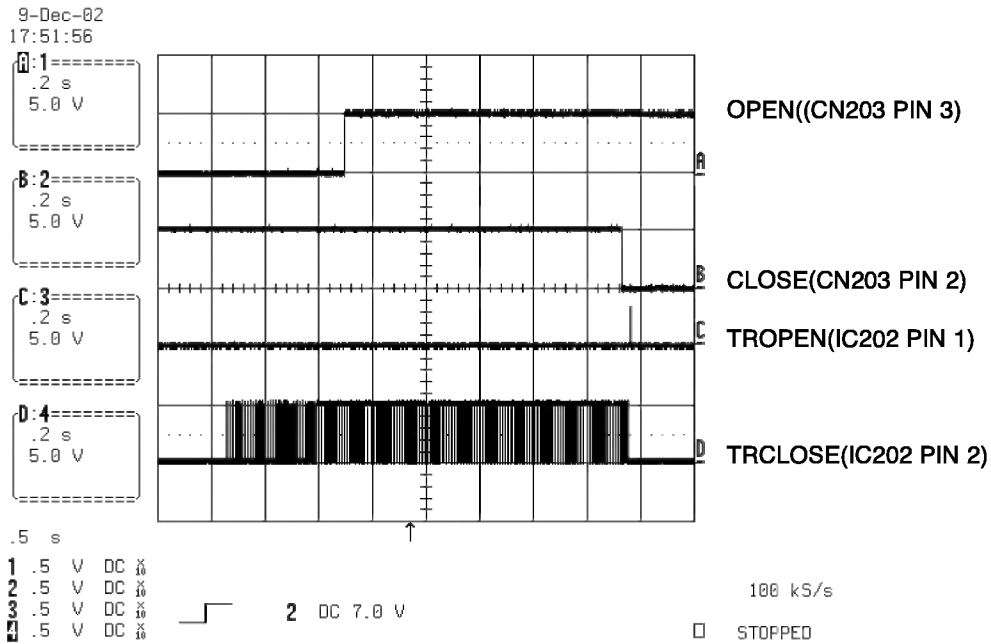


FIG 3-3

## 4. SLED CONTROL RELATED SIGNAL (NO DISC CONDITION)

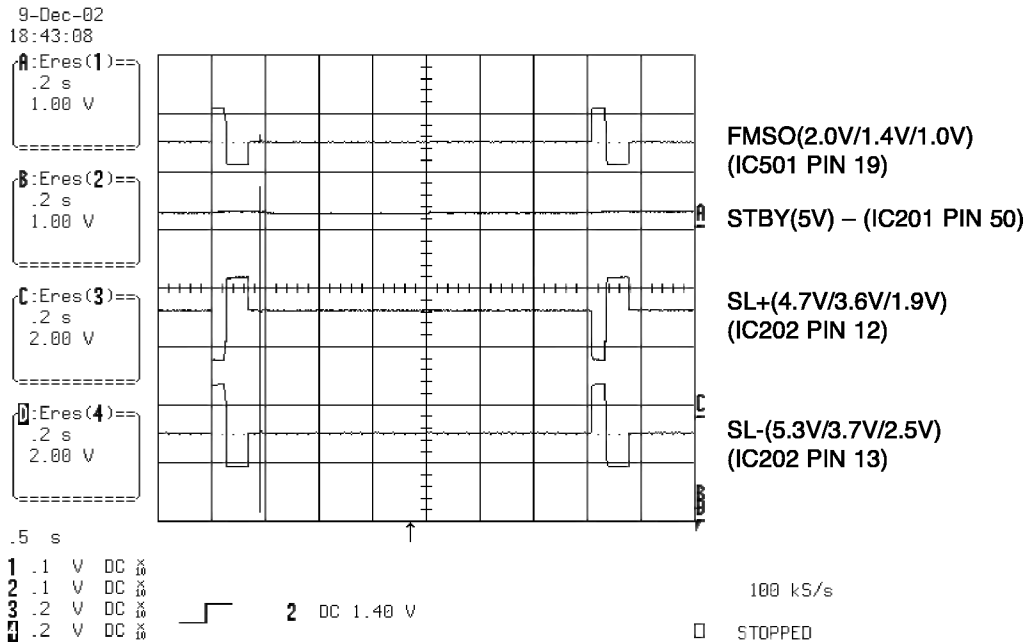


FIG 4-1

## 5. LENS CONTROL RELATED SIGNAL(NO DISC CONDITION)

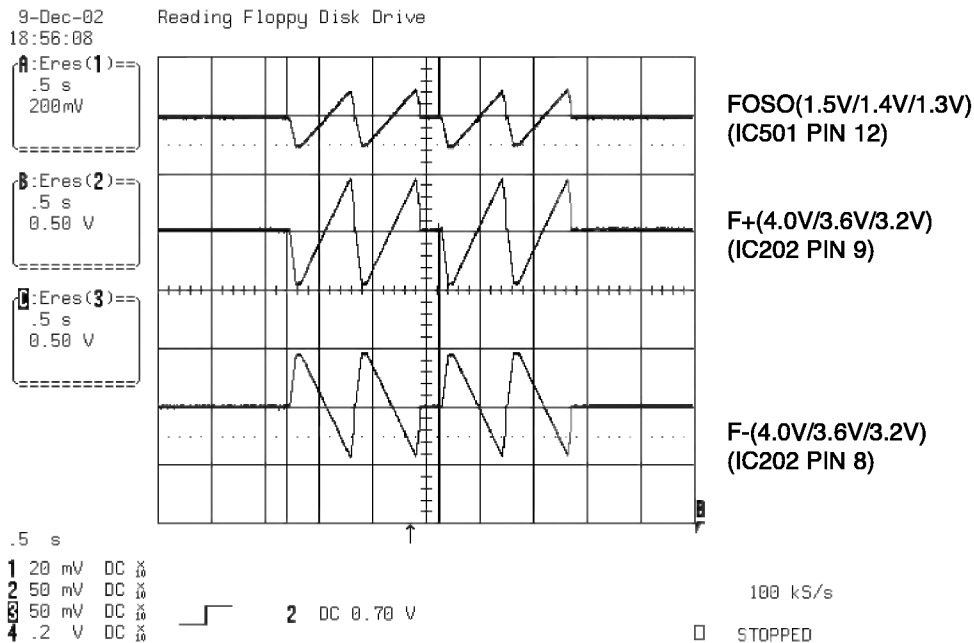


FIG 5-1



## 6. LASER POWER CONTROL RELATED SIGNAL (NO DISC CONDITION)

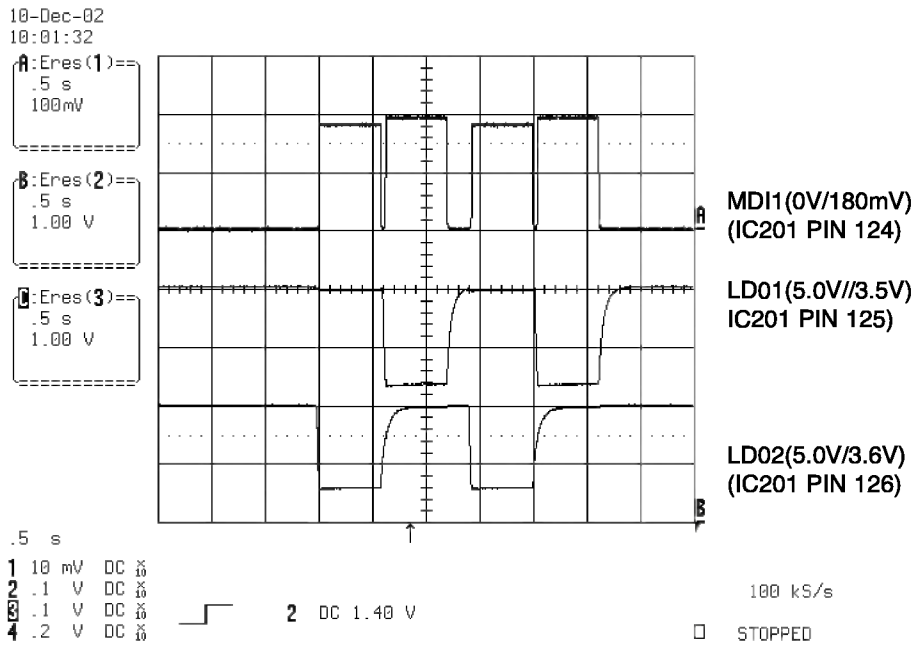


FIG 6-1

## 7. DISC TYPE JUDGEMENT W VEFORM

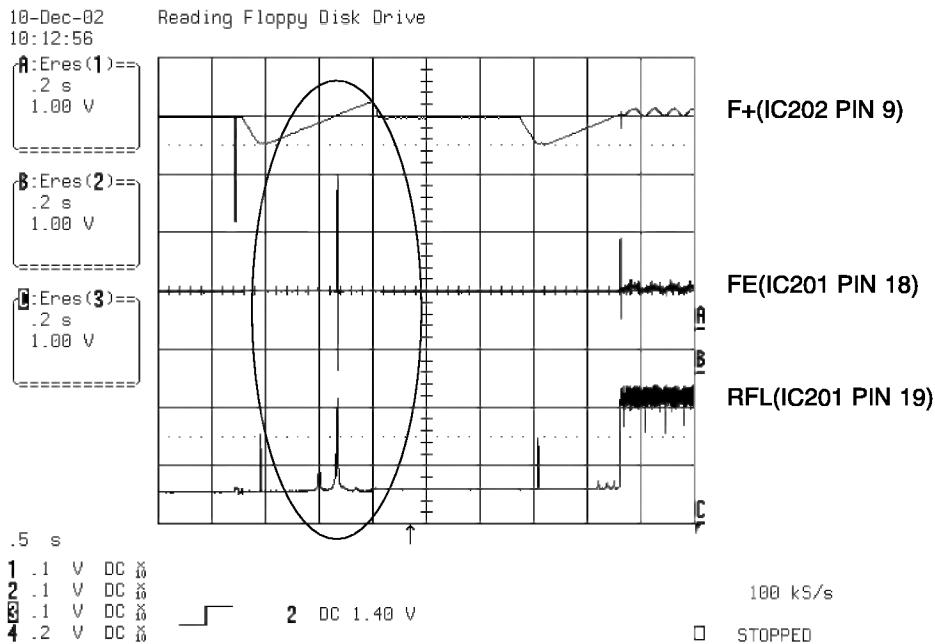


FIG 7-1 (DVD)

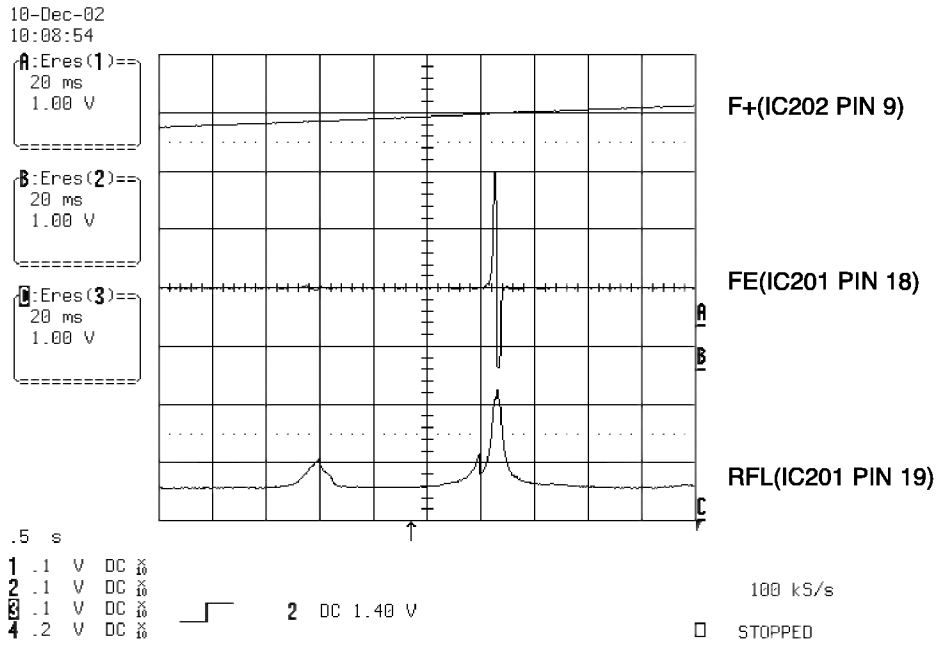


FIG 7-2 (DVD)

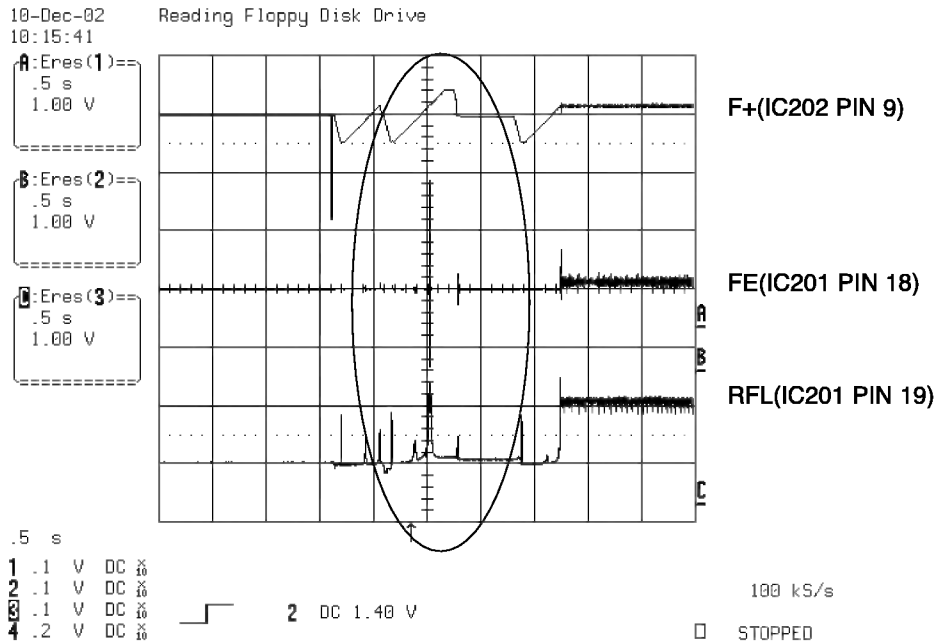


FIG 7-3 (CD)

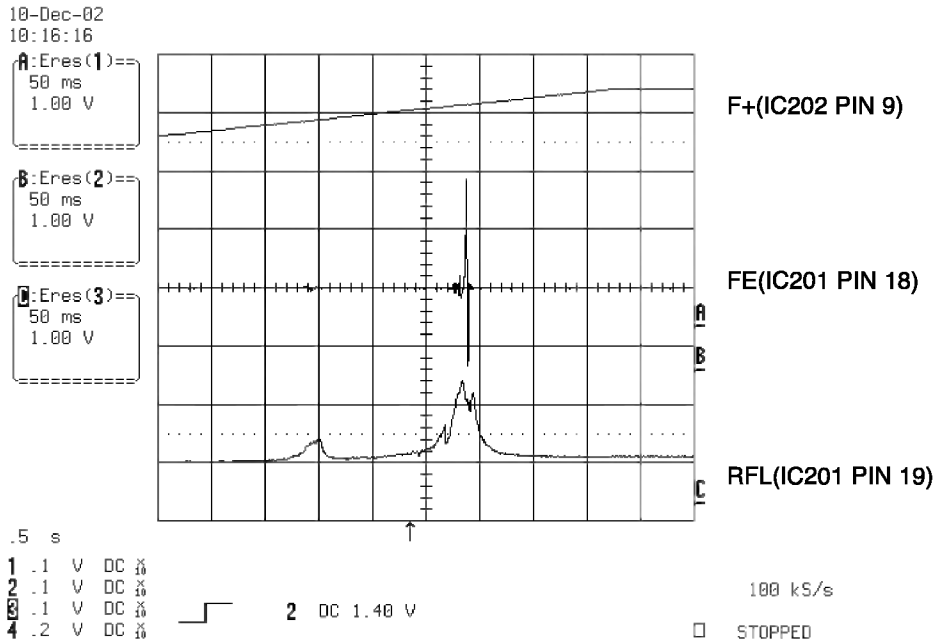


FIG 7-4 (CD)

## 8. FOCUS ON W VEFORM

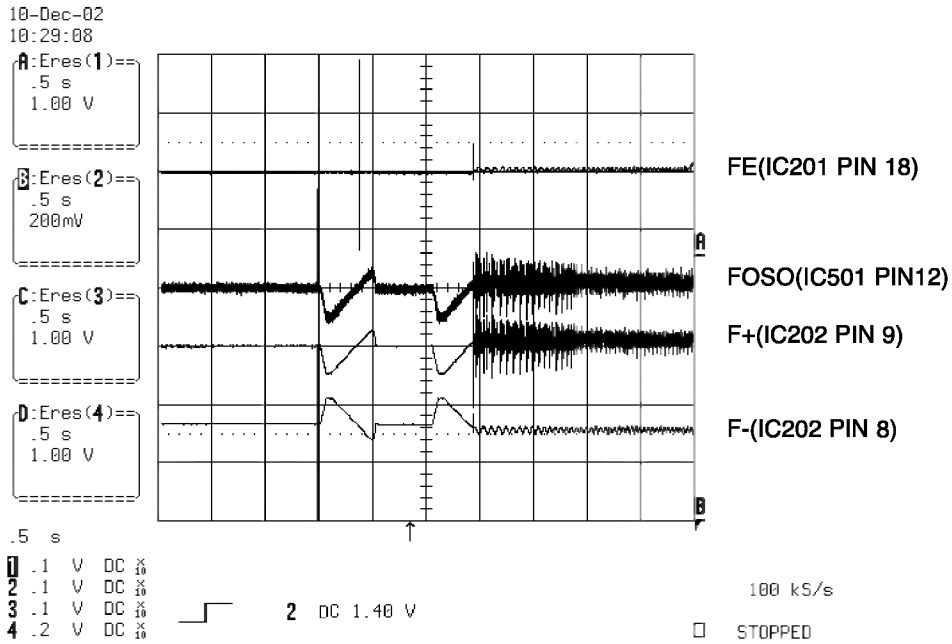


FIG 8-1 (DVD)

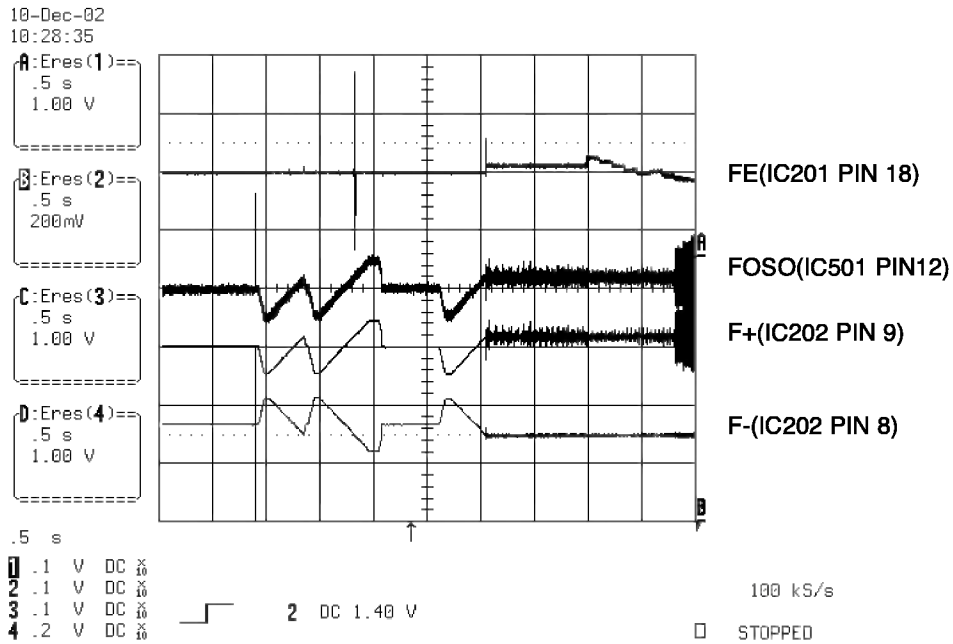


FIG 8-2 (CD)

## 9. SPINDLE CONTROL W VEFORM (NO DISC CONDITION)

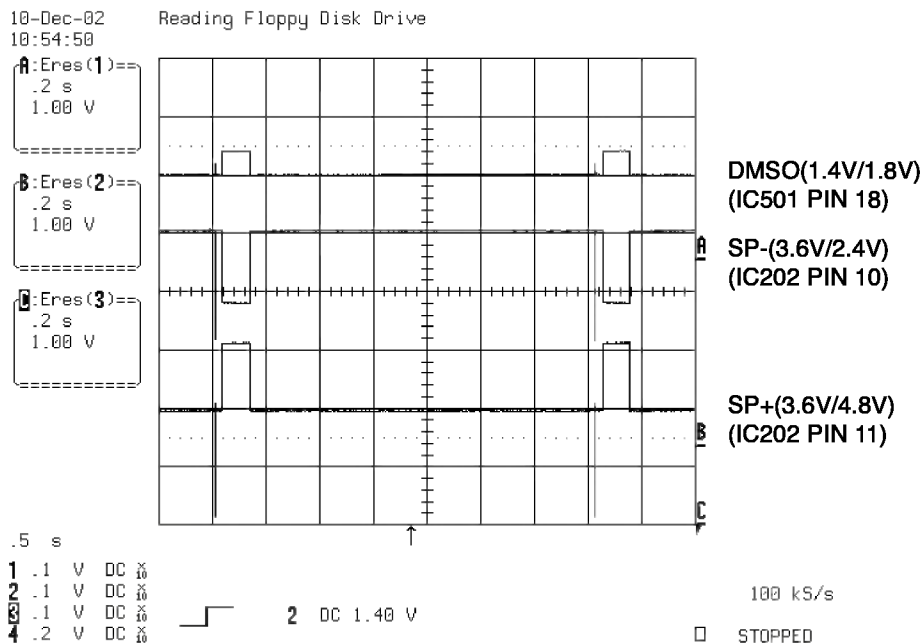


FIG 9-1

# 10. TRACKING CONTROL RELATED SIGNAL(System checking)

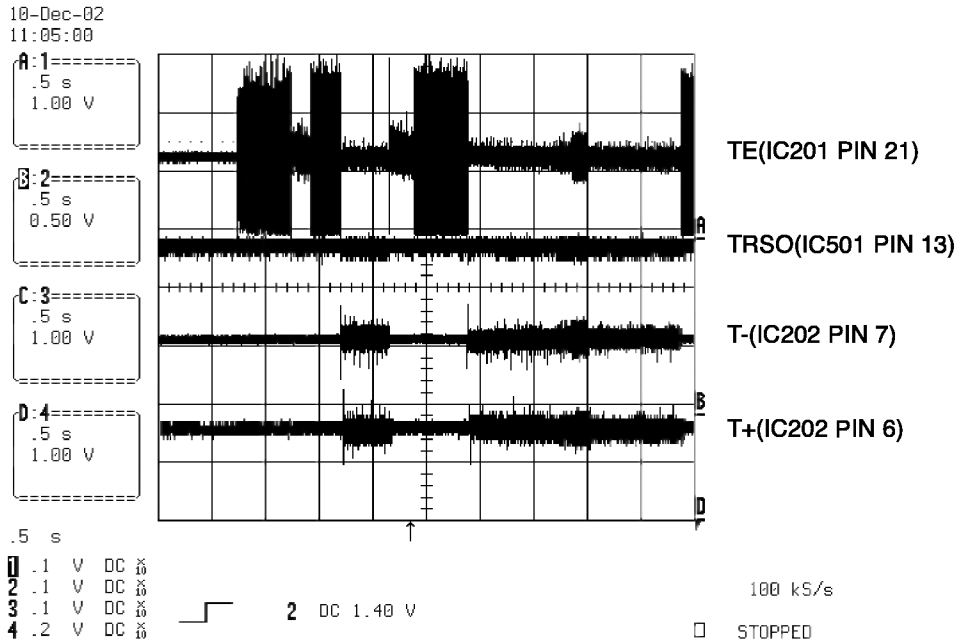


FIG 10-1(DVD)

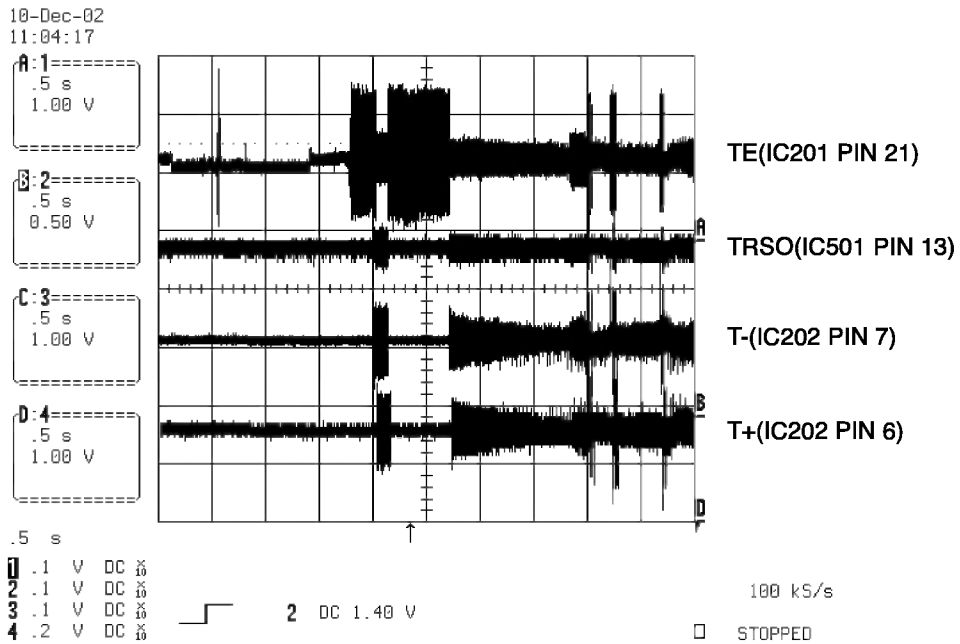


FIG 10-2(CD)

# 11. RF W VEFORM

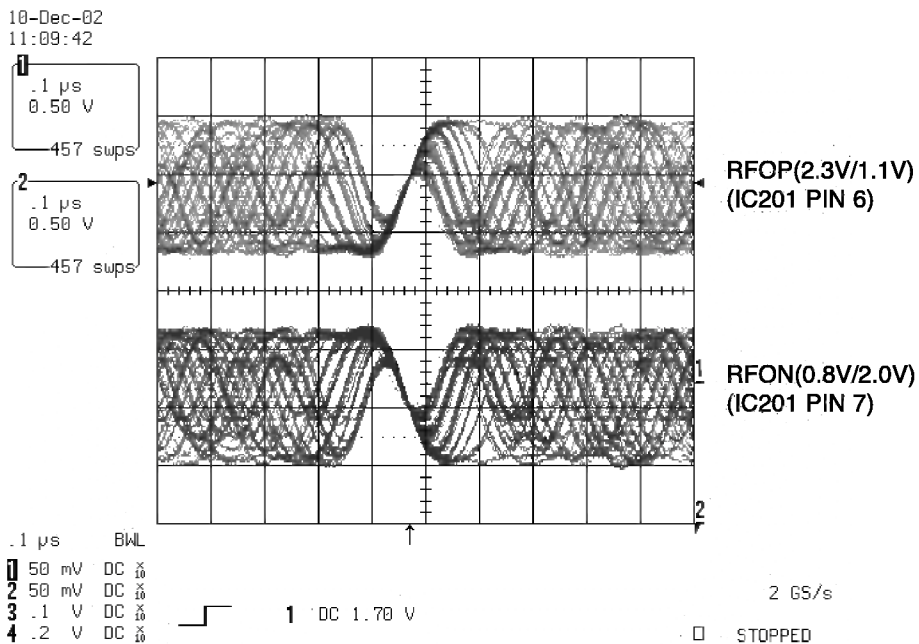


FIG 11-1

# 12. MT1379 AUDIO OPTICAL AND COAXIAL OUTPUT (ASPDIF)

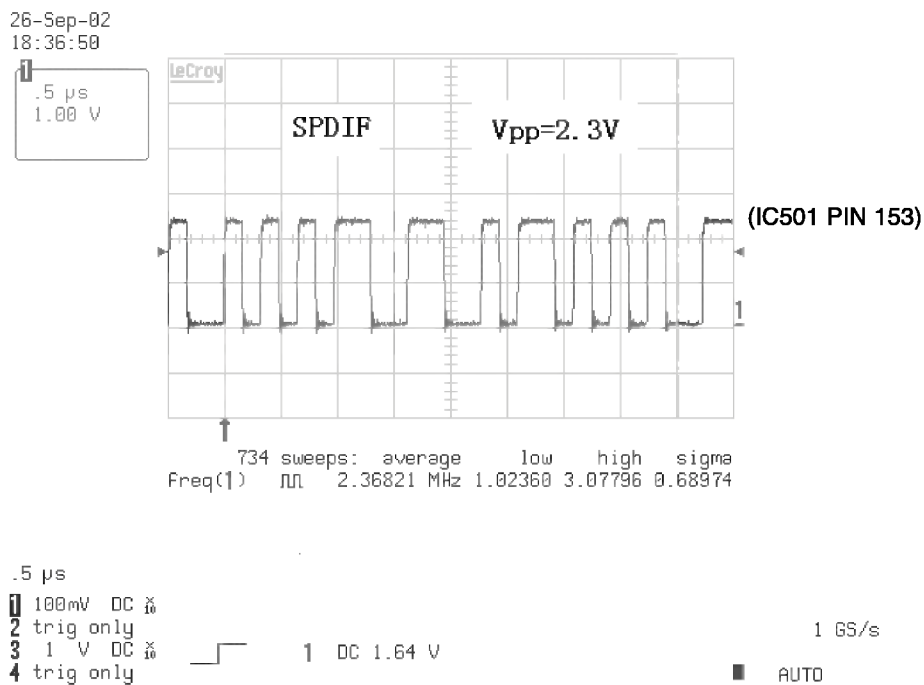


FIG 12-1

# 13. MT1379 VIDEO OUTPUT W VEFORM

## 1) Full colorbar signal(CVBS)

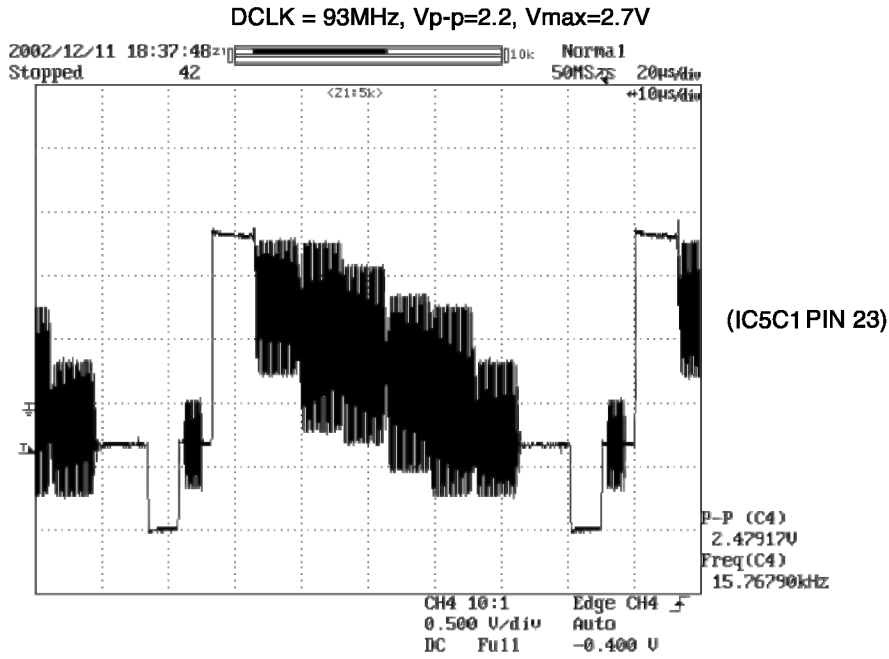


FIG 13-1

## 2) Y

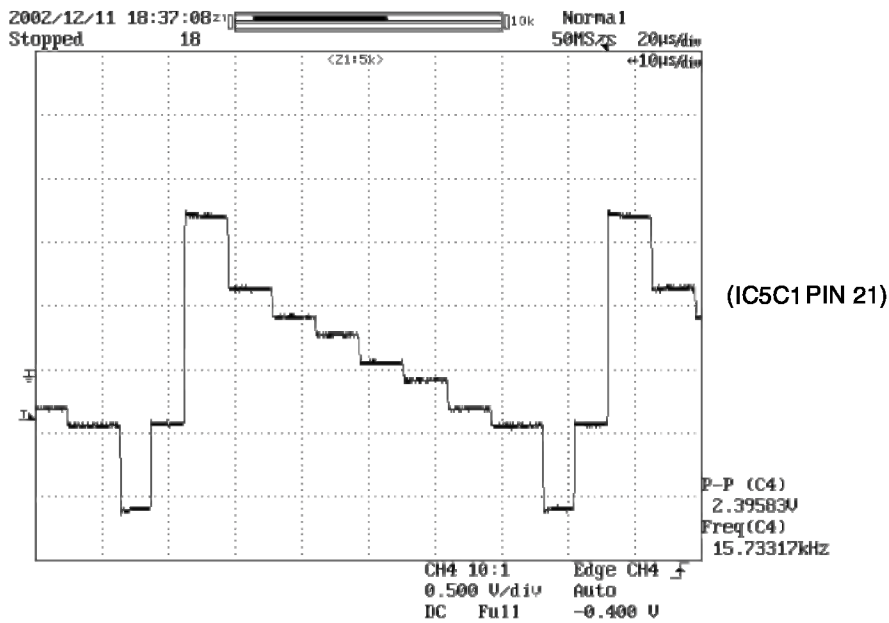


FIG 13-2

### 3) C

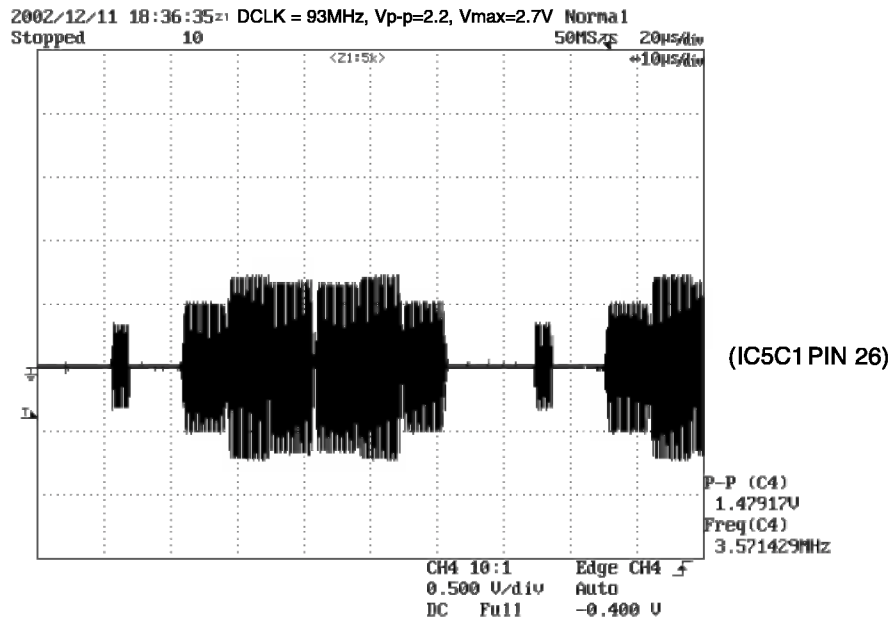


FIG 13-3

## 14. AUDIO OUTPUT FORM AUDIO DAC

### 1) Audio related Signal

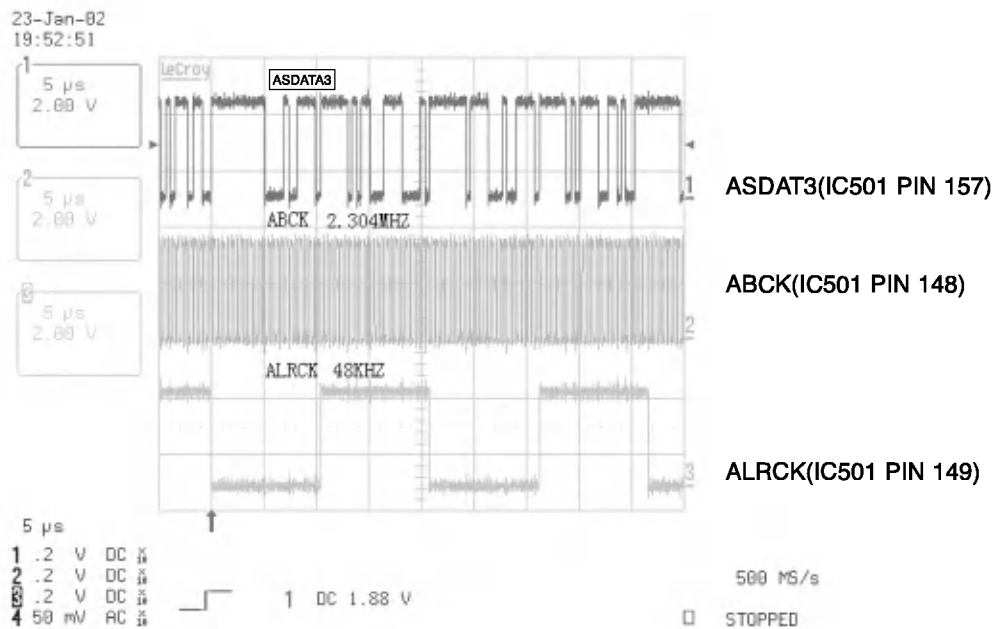


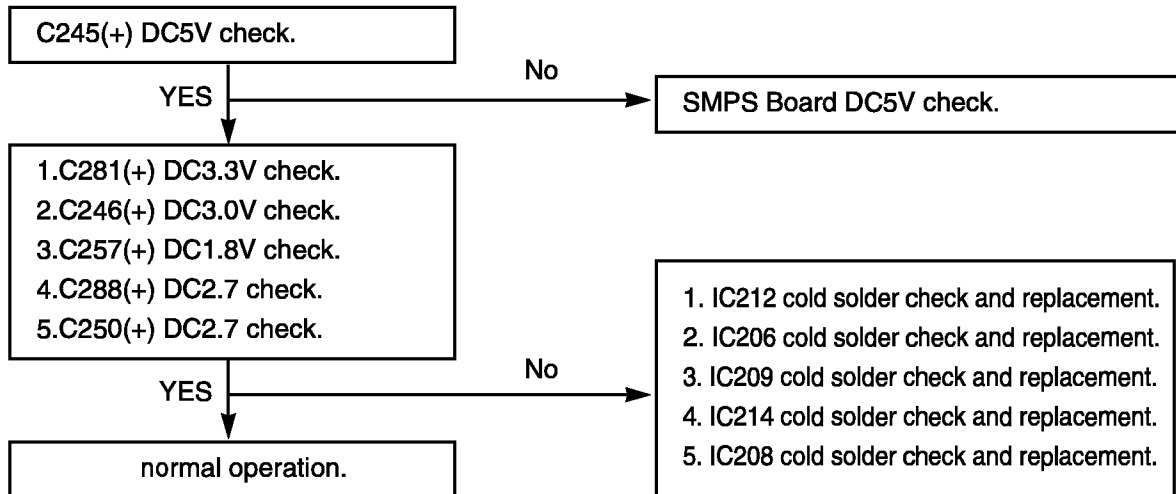
FIG 14-1



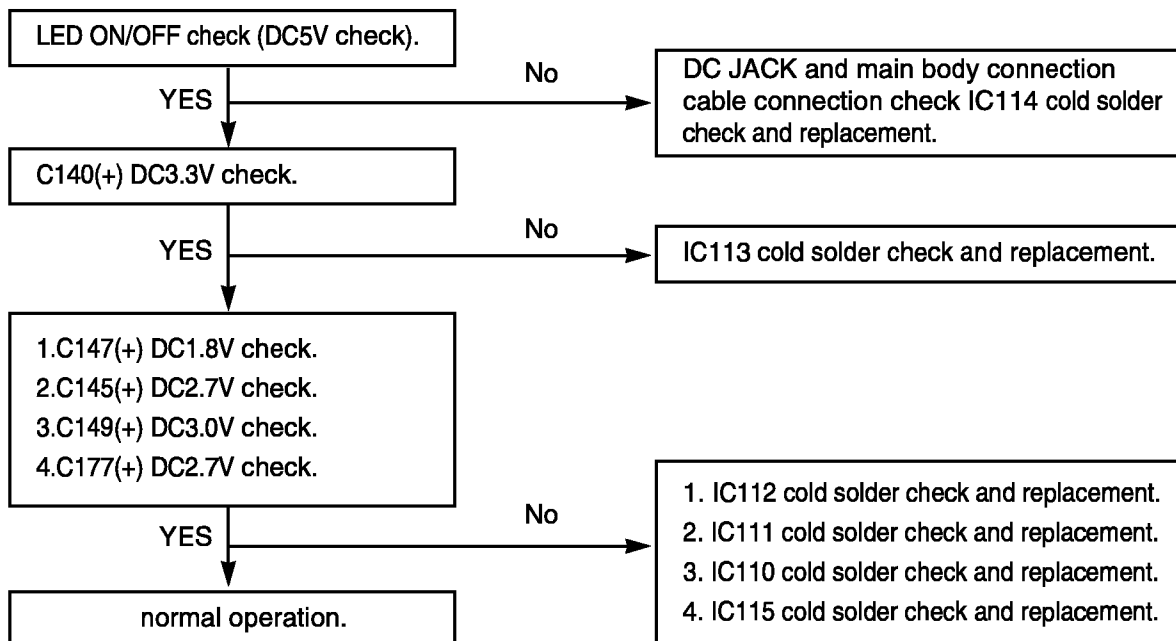
# SECTION 6. SPEAKER PART

## ELECTRICAL TROUBLESHOOTING GUIDE

### 1. Various power check (FA-W5100SL/SR)

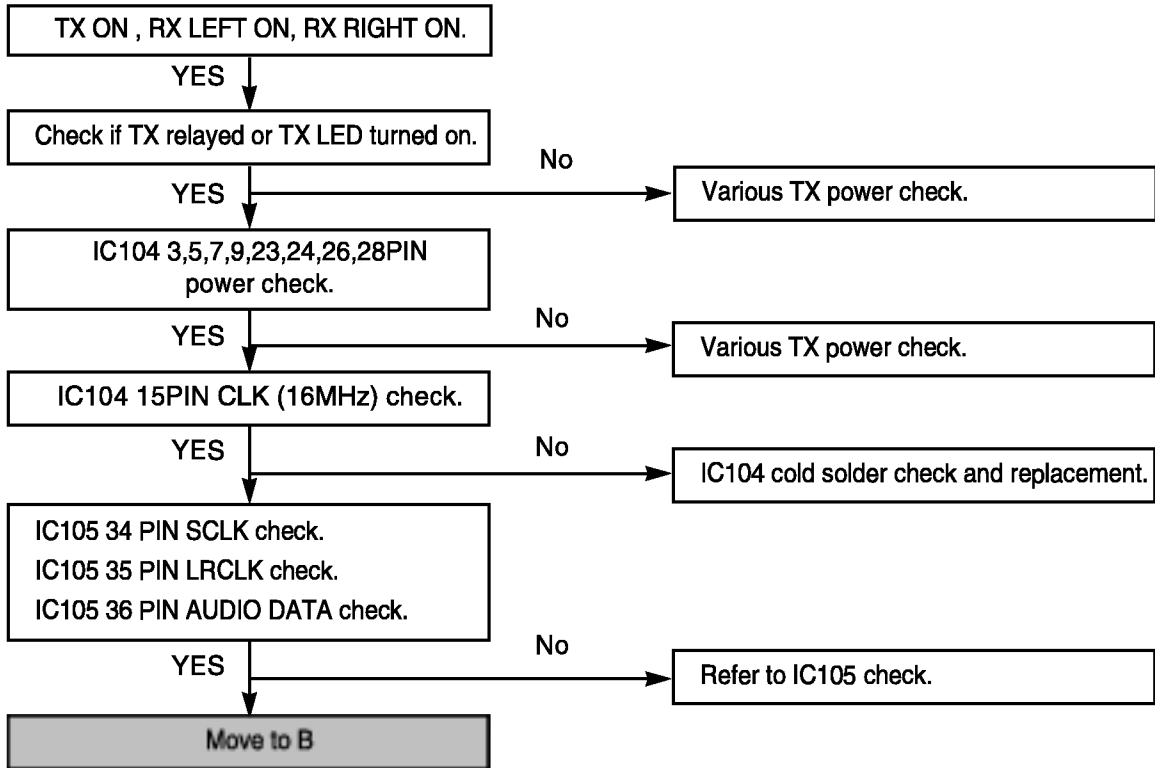


- TX is turned Auto ON/OFF depending on main body(LH-W5100A/D/X)'s power On/Off status.  
therefore, main body's power should be ON, too. (TX: ACC-W5100)

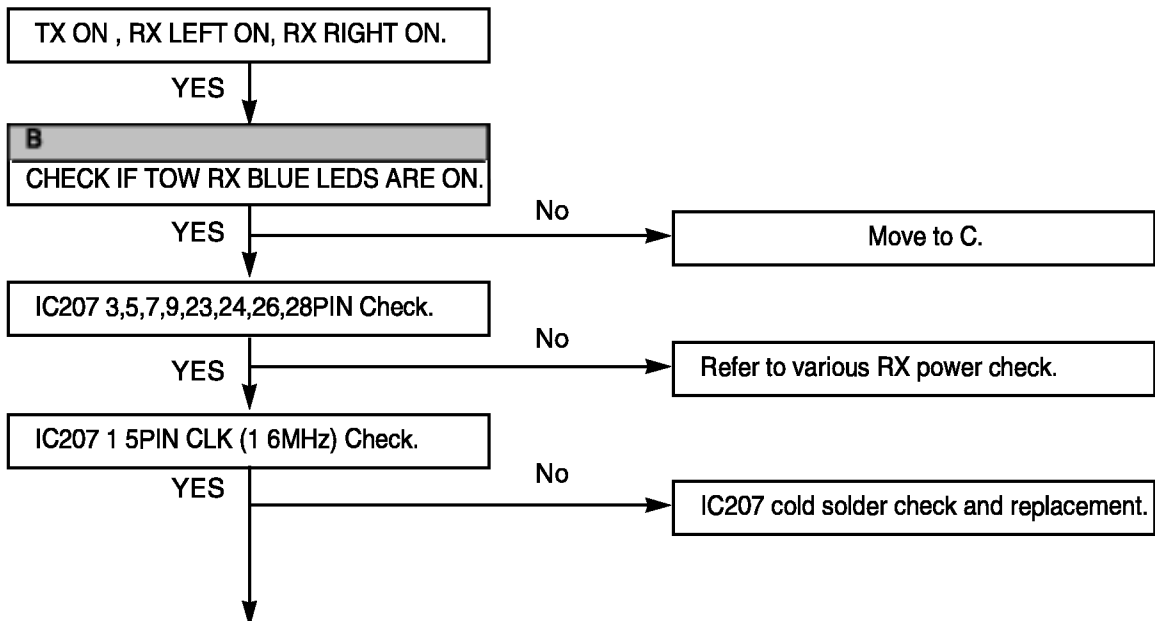


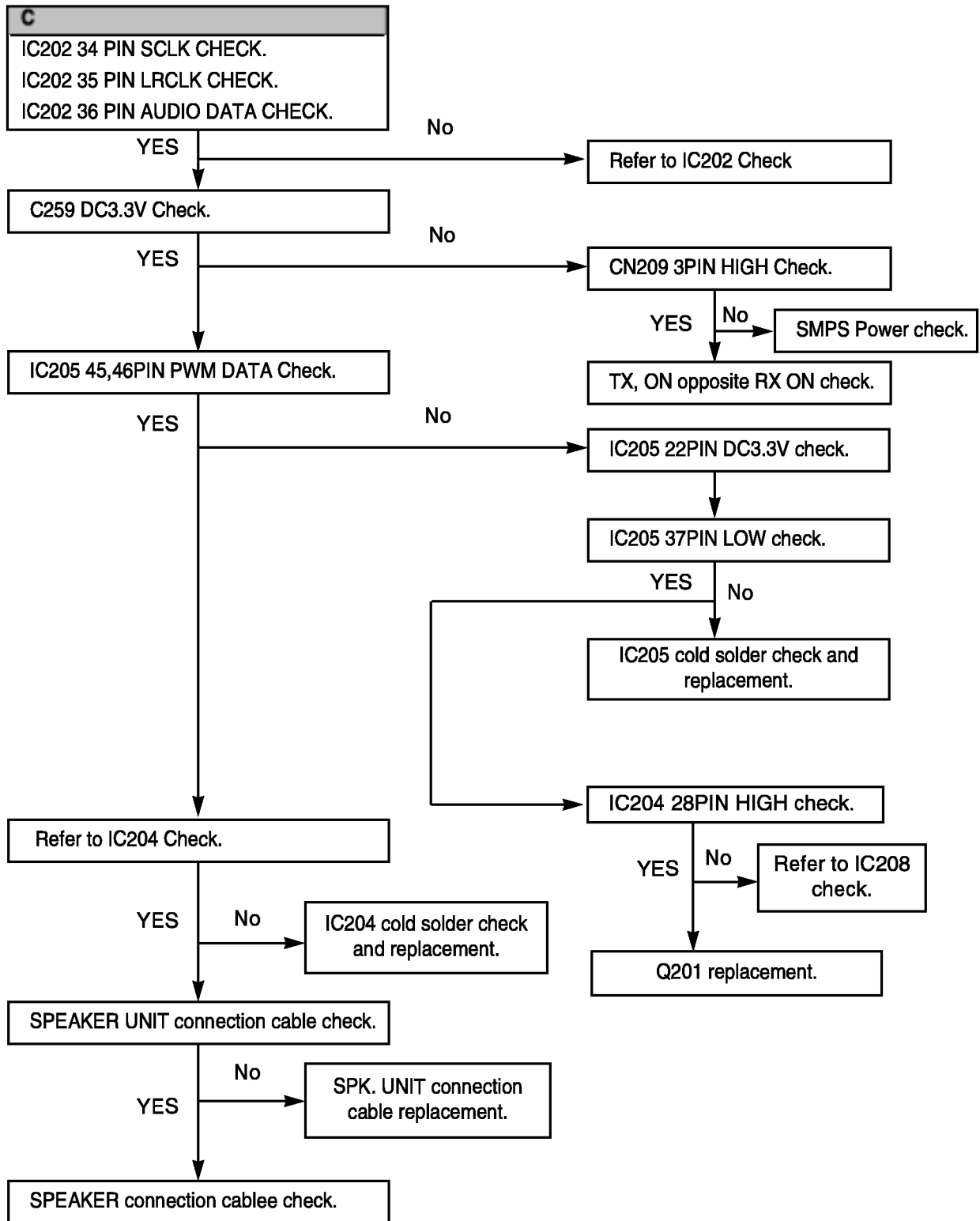
## 2. No sound detected

- In case of TX, check should be conducted with two RX speaker ON.  
(TX: ACC-W5100)

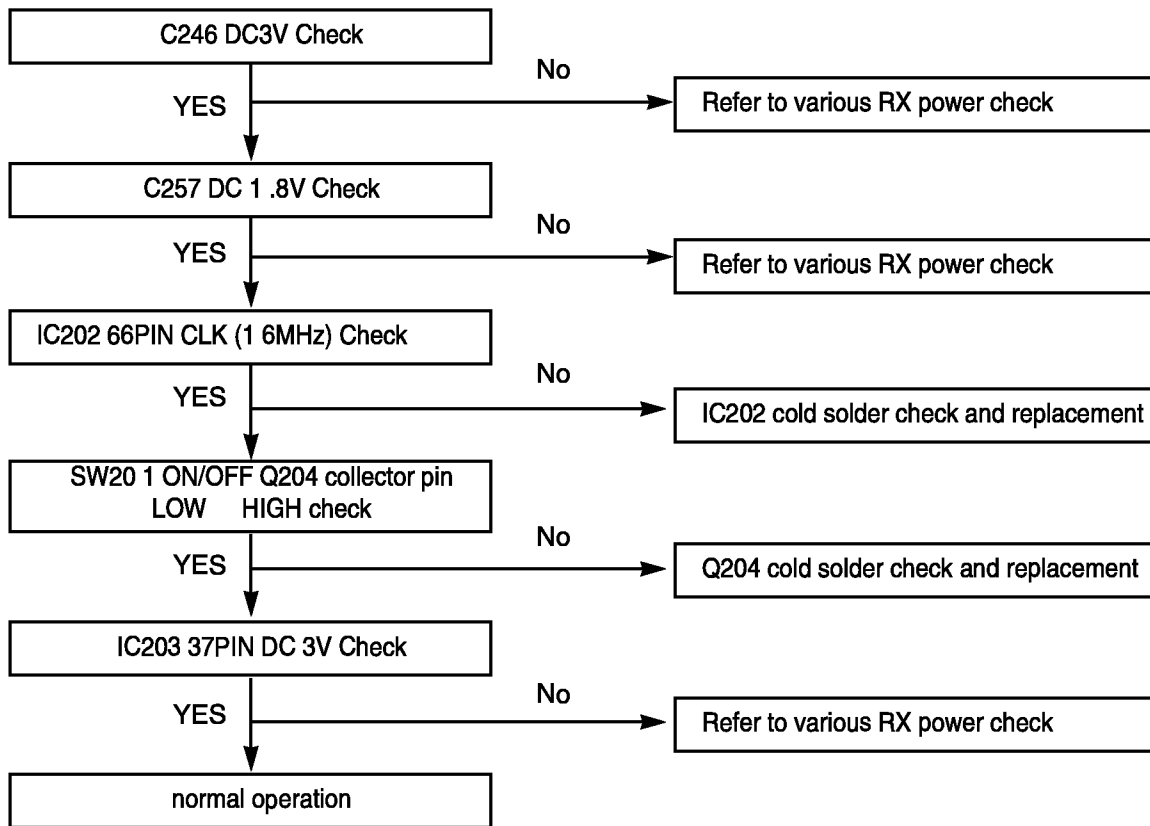


- In case of RX speaker, check should be conducted with TX and opposite RX speaker ON.  
(RX: FA-W5100, TX: ACC-W5100)

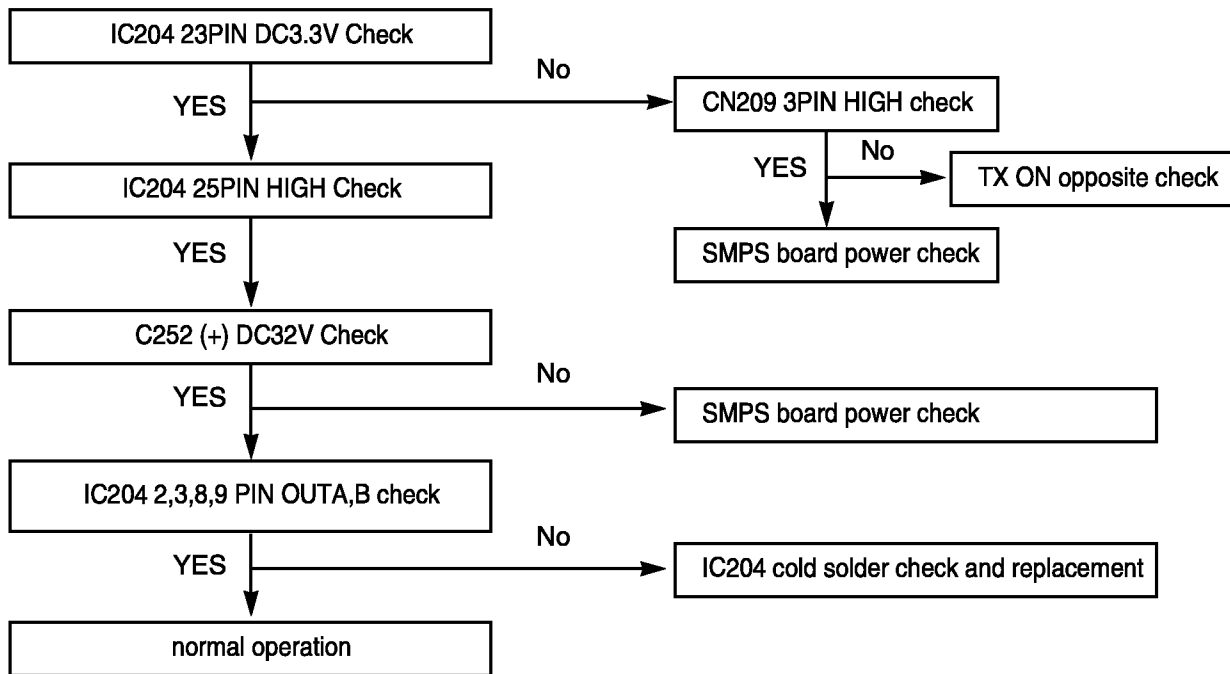




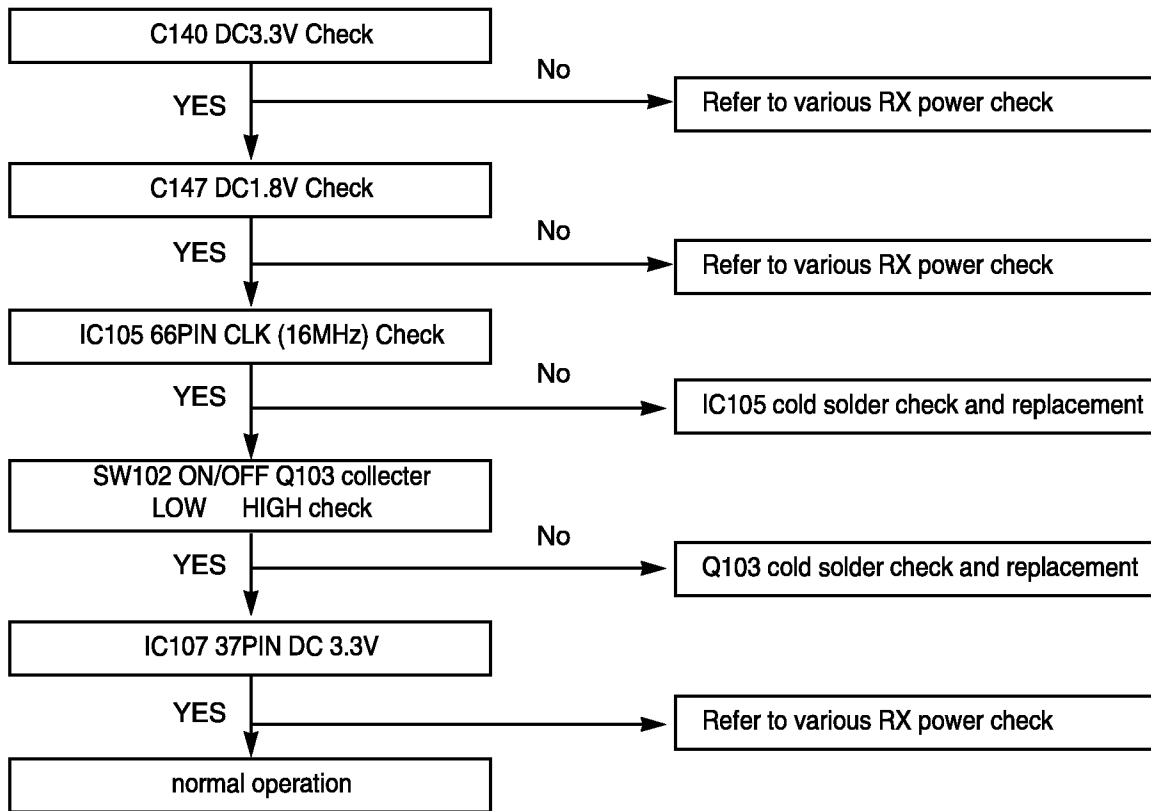
### 3. IC 202 Check



### 4. IC 204 Check

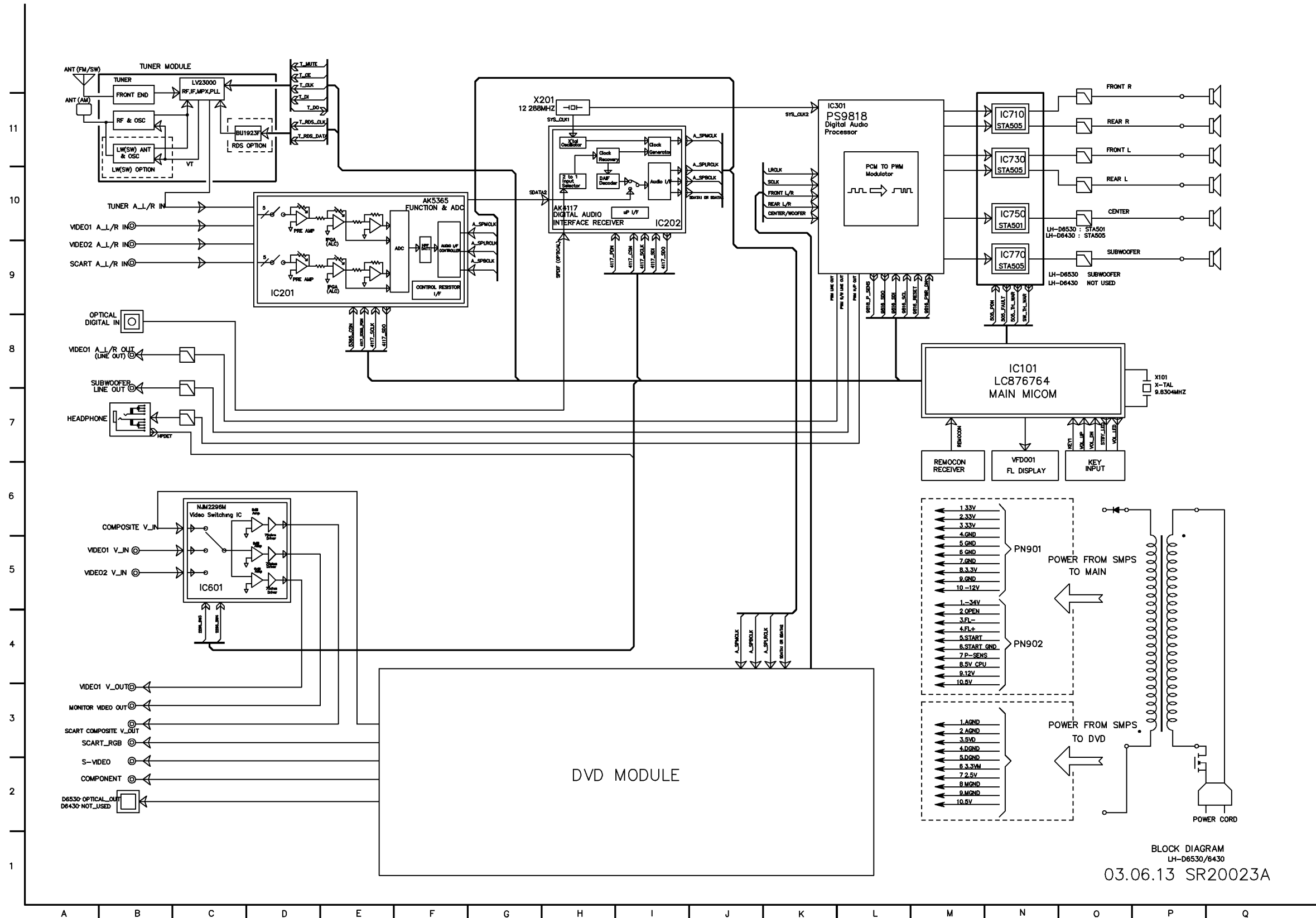


## 5. IC105 Check



# MEMO

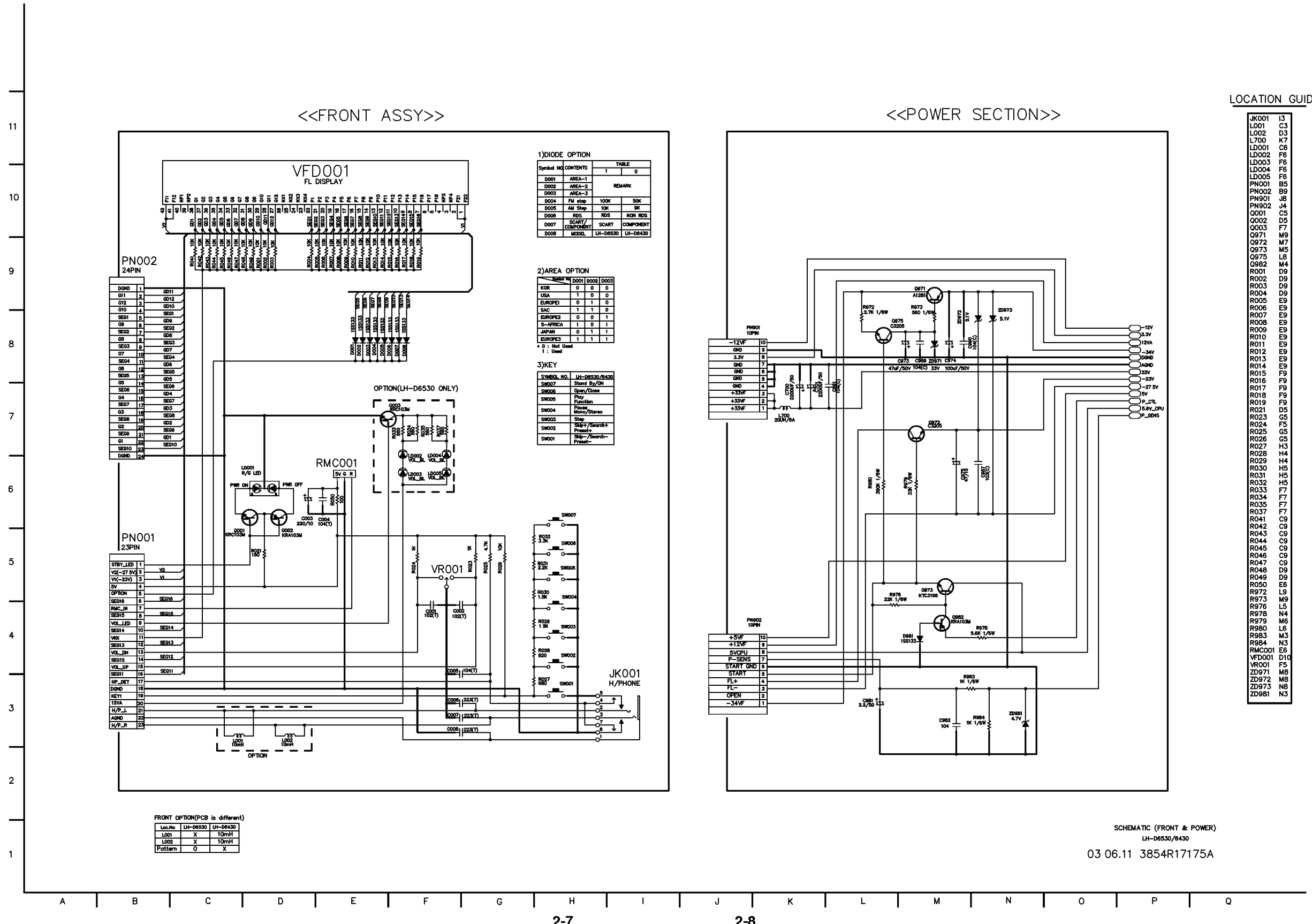
# □ BLOCK DIAGRAM



BLOCK DIAGRAM  
LH-D6530/6430  
03.06.13 SR20023A

# SCHEMATIC DIAGRAMS

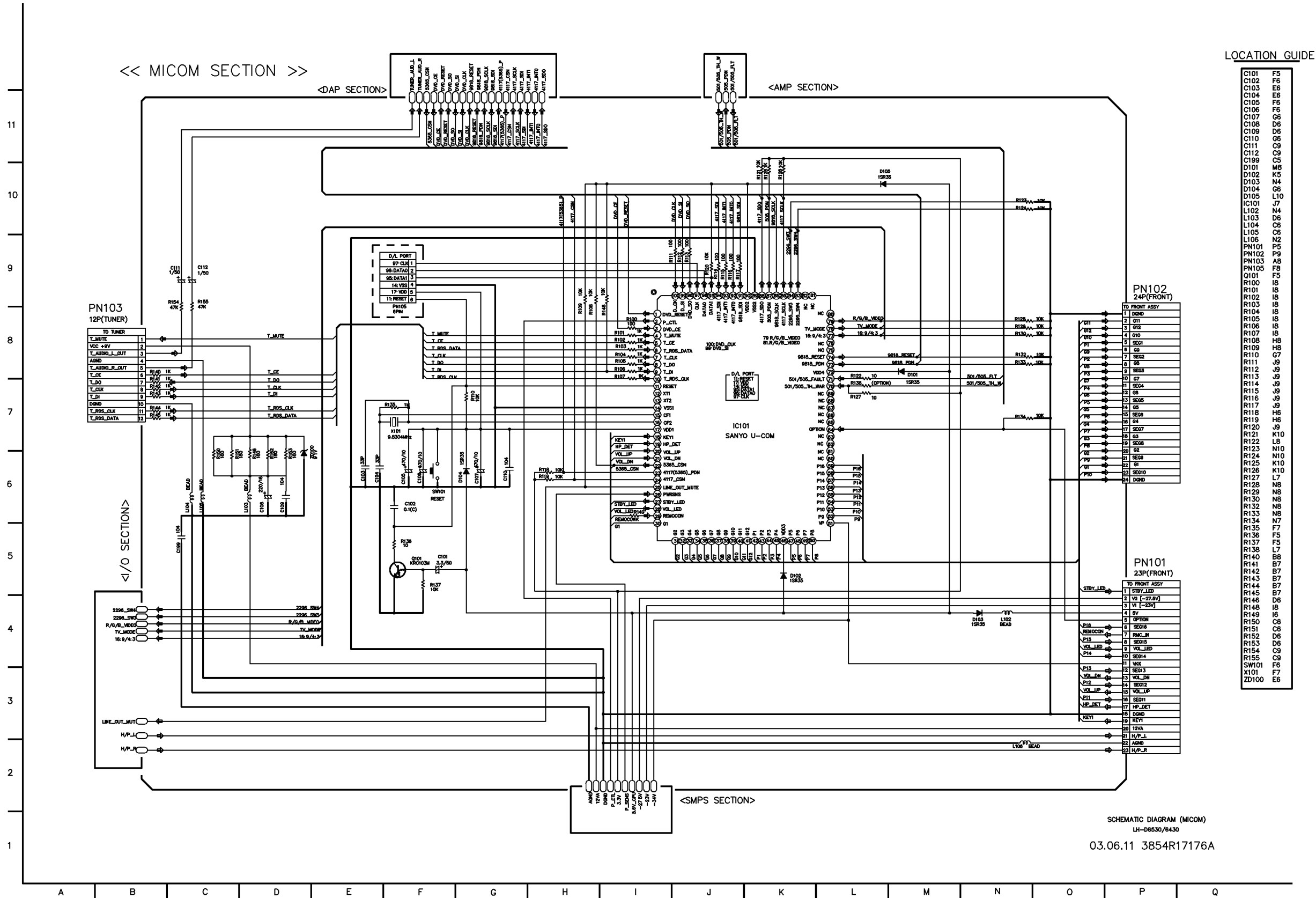
## FRONT & POWER SCHEMATIC DIAGRAM



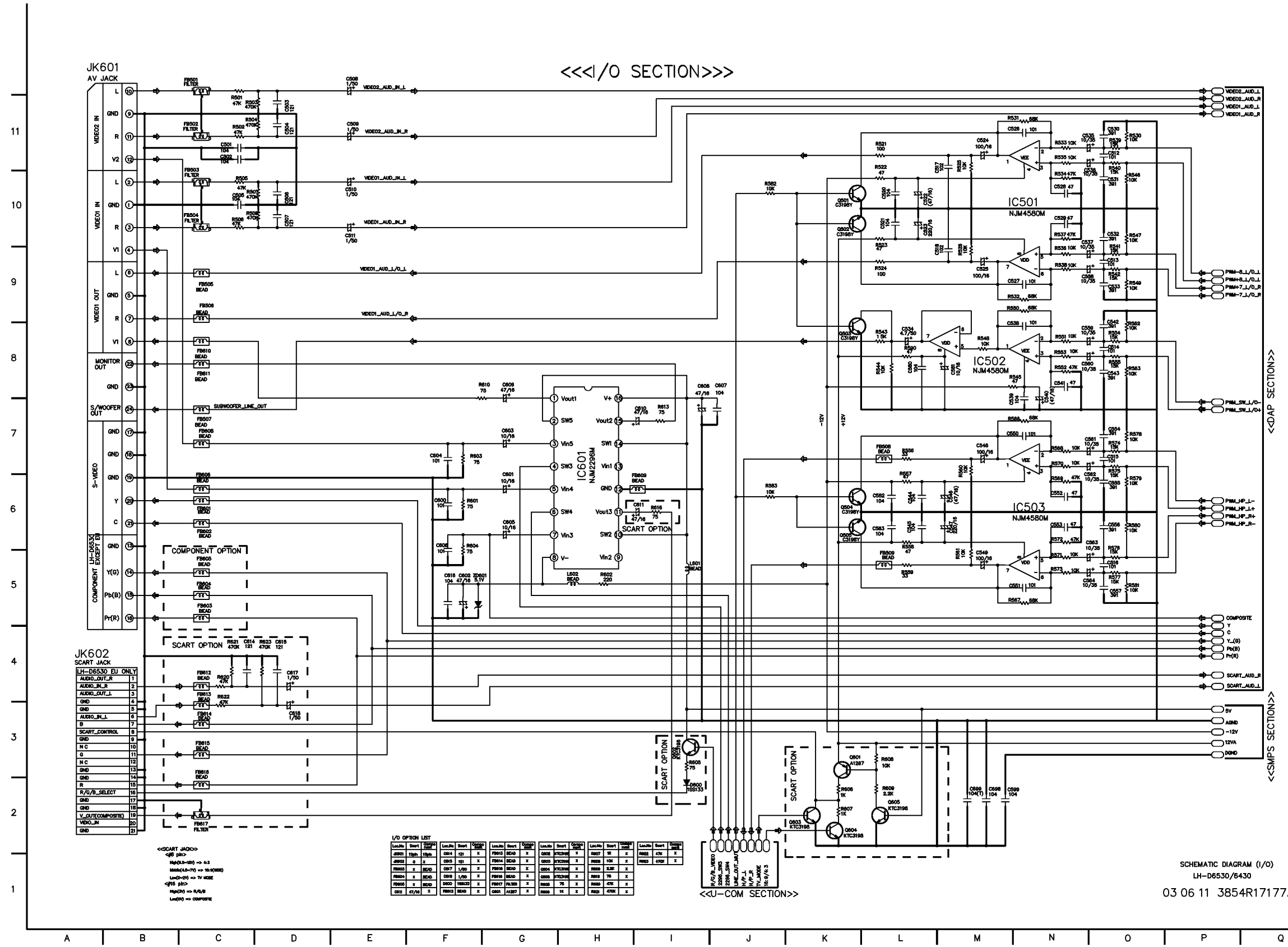
SCHEMATIC (FRONT & POWER)  
LH-D6530/6430  
03 06.11 3854R17175A



# • MICOM SCHEMATIC DIAGRAM



• I/O SCHEMATIC DIAGRAM

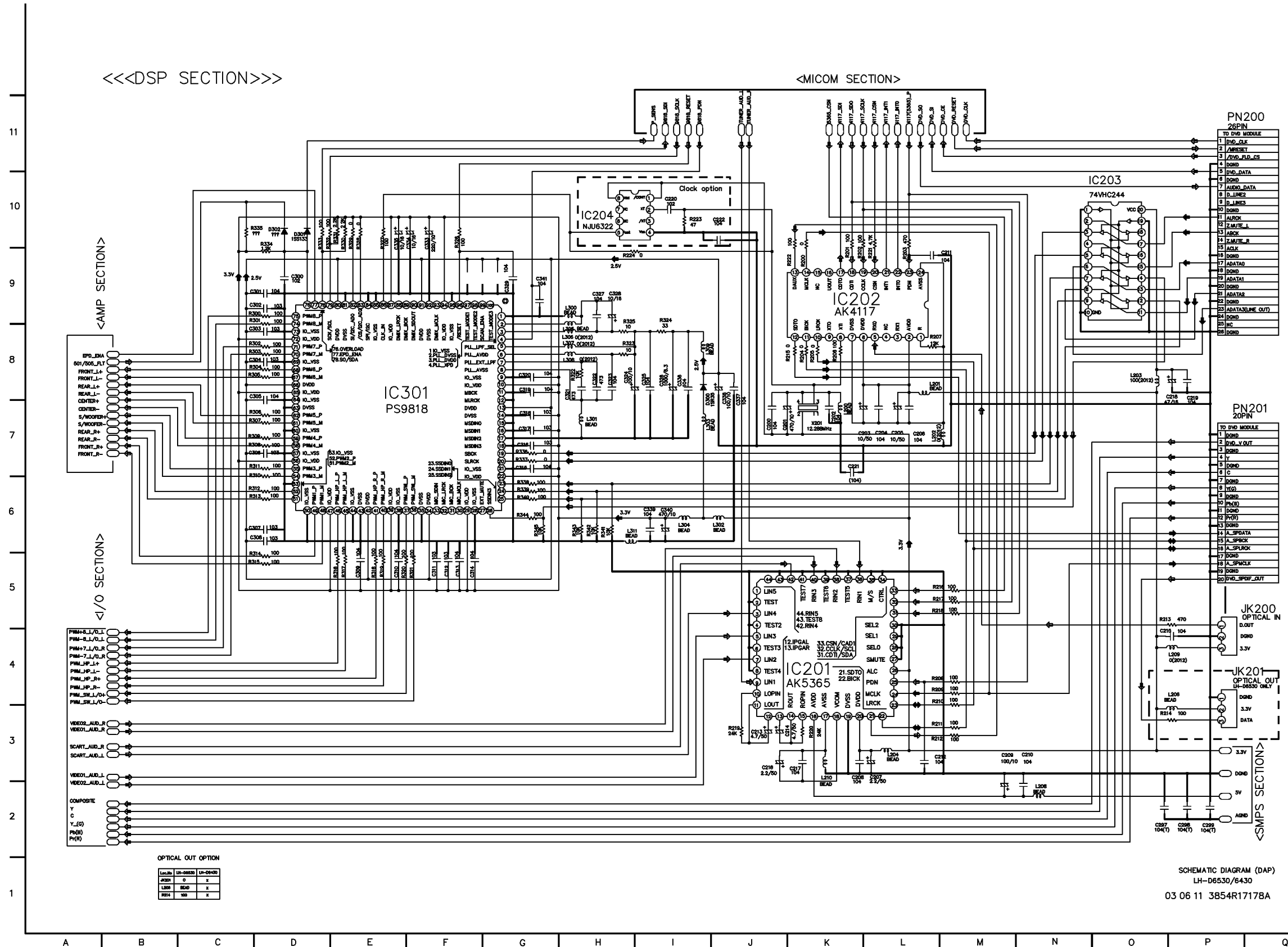


LOCATION GUIDE

C501	C11	R501	C11
C502	C11	R502	C11
C503	D11	R503	C11
C504	D11	R504	C11
C505	C10	R505	C10
C506	D10	R506	C10
C507	D10	R507	C10
C508	E12	R508	C10
C509	E11	R521	L11
C510	E10	R522	L11
C511	E10	R523	L10
C512	O11	R524	L9
C513	O9	R525	M10
C514	O8	R526	M9
C515	O7	R530	O11
C516	O5	R531	M11
C517	M10	R532	M9
C518	M9	R533	N11
C520	L10	R534	N10
C521	L10	R535	N11
C522	L10	R536	N9
C523	L10	R537	N10
C524	M11	R538	N9
C525	M9	R539	O11
C526	M11	R540	O11
C527	M9	R541	O9
C528	N10	R542	O9
C529	N10	R543	L8
C530	O11	R544	L8
C531	O10	R545	M8
C532	O10	R546	O10
C533	O9	R547	O10
C534	L8	R548	M8
C535	N11	R549	O9
C536	N10	R550	M9
C537	N10	R551	N8
C538	M8	R552	N8
C539	N7	R553	N8
C540	N7	R554	O8
C541	M8	R555	O8
C542	O8	R556	L7
C543	O8	R557	L6
C544	L6	R558	L6
C545	L6	R559	L5
C546	M6	R560	M6
C547	M6	R561	M5
C548	M7	R562	O8
C549	M5	R563	O8
C550	M7	R566	M7
C551	M5	R567	M5
C552	N5	R568	N7
C553	N6	R569	N6
C554	O7	R570	N7
C555	O6	R571	N5
C556	O6	R572	N5
C557	O5	R573	N5
C558	N9	R574	O7
C559	N8	R575	O7
C560	N8	R576	O6
C561	N7	R577	O5
C562	N6	R578	O7
C563	N6	R579	O6
C564	N5	R580	O6
C580	L8	R581	O5
C581	M8	R582	J10
C582	L6	R583	J6
C583	L6	R590	L8
C599	M2	R601	F8
C600	F8	R602	H5
C601	G6	R603	F7
C602	F5	R604	F6
C603	G7	R605	I3
C604	F7	R606	K2
C605	O6	R607	K2
C606	F6	R608	L3
C607	J8	R609	L2
C608	I8	R610	F8
C609	O8	R613	I7
C610	I7	R616	I6
C611	I9	R620	C4
C614	C4	R621	C4
C615	D4	R622	C4
C616	F5	R623	D4
C617	D4	ZD601	F5
C618	D3		
C698	M2		
C699	M2		
D600	I2		
IC501	M10		
IC502	M8		
IC503	N8		
IC601	H6		
JK601	A12		
JK602	A4		
L601	I5		
L602	H5		
Q501	K10		
Q502	K10		
Q503	K8		
Q504	K6		
Q505	K6		
Q601	K3		
Q602	I3		
Q603	K2		
Q604	K2		
Q605	L2		

<<SCART JACK>>  
 <88 pin>  
 R603(47K) => R3  
 R604(10K) => R4  
 R605(10K) => R5  
 R606(10K) => R6  
 R607(10K) => R7  
 R608(10K) => R8  
 R609(10K) => R9  
 R610(10K) => R10  
 R611(10K) => R11  
 R612(10K) => R12  
 R613(10K) => R13  
 R614(10K) => R14  
 R615(10K) => R15  
 R616(10K) => R16  
 R617(10K) => R17  
 R618(10K) => R18  
 R619(10K) => R19  
 R620(10K) => R20  
 R621(10K) => R21  
 R622(10K) => R22  
 R623(10K) => R23  
 R624(10K) => R24  
 R625(10K) => R25  
 R626(10K) => R26  
 R627(10K) => R27  
 R628(10K) => R28  
 R629(10K) => R29  
 R630(10K) => R30  
 R631(10K) => R31  
 R632(10K) => R32  
 R633(10K) => R33  
 R634(10K) => R34  
 R635(10K) => R35  
 R636(10K) => R36  
 R637(10K) => R37  
 R638(10K) => R38  
 R639(10K) => R39  
 R640(10K) => R40  
 R641(10K) => R41  
 R642(10K) => R42  
 R643(10K) => R43  
 R644(10K) => R44  
 R645(10K) => R45  
 R646(10K) => R46  
 R647(10K) => R47  
 R648(10K) => R48  
 R649(10K) => R49  
 R650(10K) => R50  
 R651(10K) => R51  
 R652(10K) => R52  
 R653(10K) => R53  
 R654(10K) => R54  
 R655(10K) => R55  
 R656(10K) => R56  
 R657(10K) => R57  
 R658(10K) => R58  
 R659(10K) => R59  
 R660(10K) => R60  
 R661(10K) => R61  
 R662(10K) => R62  
 R663(10K) => R63  
 R664(10K) => R64  
 R665(10K) => R65  
 R666(10K) => R66  
 R667(10K) => R67  
 R668(10K) => R68  
 R669(10K) => R69  
 R670(10K) => R70  
 R671(10K) => R71  
 R672(10K) => R72  
 R673(10K) => R73  
 R674(10K) => R74  
 R675(10K) => R75  
 R676(10K) => R76  
 R677(10K) => R77  
 R678(10K) => R78  
 R679(10K) => R79  
 R680(10K) => R80  
 R681(10K) => R81  
 R682(10K) => R82  
 R683(10K) => R83  
 R684(10K) => R84  
 R685(10K) => R85  
 R686(10K) => R86  
 R687(10K) => R87  
 R688(10K) => R88  
 R689(10K) => R89  
 R690(10K) => R90  
 R691(10K) => R91  
 R692(10K) => R92  
 R693(10K) => R93  
 R694(10K) => R94  
 R695(10K) => R95  
 R696(10K) => R96  
 R697(10K) => R97  
 R698(10K) => R98  
 R699(10K) => R99  
 R700(10K) => R100  
 R701(10K) => R101  
 R702(10K) => R102  
 R703(10K) => R103  
 R704(10K) => R104  
 R705(10K) => R105  
 R706(10K) => R106  
 R707(10K) => R107  
 R708(10K) => R108  
 R709(10K) => R109  
 R710(10K) => R110  
 R711(10K) => R111  
 R712(10K) => R112  
 R713(10K) => R113  
 R714(10K) => R114  
 R715(10K) => R115  
 R716(10K) => R116  
 R717(10K) => R117  
 R718(10K) => R118  
 R719(10K) => R119  
 R720(10K) => R120  
 R721(10K) => R121  
 R722(10K) => R122  
 R723(10K) => R123  
 R724(10K) => R124  
 R725(10K) => R125  
 R726(10K) => R126  
 R727(10K) => R127  
 R728(10K) => R128  
 R729(10K) => R129  
 R730(10K) => R130  
 R731(10K) => R131  
 R732(10K) => R132  
 R733(10K) => R133  
 R734(10K) => R134  
 R735(10K) => R135  
 R736(10K) => R136  
 R737(10K) => R137  
 R738(10K) => R138  
 R739(10K) => R139  
 R740(10K) => R140  
 R741(10K) => R141  
 R742(10K) => R142  
 R743(10K) => R143  
 R744(10K) => R144  
 R745(10K) => R145  
 R746(10K) => R146  
 R747(10K) => R147  
 R748(10K) => R148  
 R749(10K) => R149  
 R750(10K) => R150  
 R751(10K) => R151  
 R752(10K) => R152  
 R753(10K) => R153  
 R754(10K) => R154  
 R755(10K) => R155  
 R756(10K) => R156  
 R757(10K) => R157  
 R758(10K) => R158  
 R759(10K) => R159  
 R760(10K) => R160  
 R761(10K) => R161  
 R762(10K) => R162  
 R763(10K) => R163  
 R764(10K) => R164  
 R765(10K) => R165  
 R766(10K) => R166  
 R767(10K) => R167  
 R768(10K) => R168  
 R769(10K) => R169  
 R770(10K) => R170  
 R771(10K) => R171  
 R772(10K) => R172  
 R773(10K) => R173  
 R774(10K) => R174  
 R775(10K) => R175  
 R776(10K) => R176  
 R777(10K) => R177  
 R778(10K) => R178  
 R779(10K) => R179  
 R780(10K) => R180  
 R781(10K) => R181  
 R782(10K) => R182  
 R783(10K) => R183  
 R784(10K) => R184  
 R785(10K) => R185  
 R786(10K) => R186  
 R787(10K) => R187  
 R788(10K) => R188  
 R789(10K) => R189  
 R790(10K) => R190  
 R791(10K) => R191  
 R792(10K) => R192  
 R793(10K) => R193  
 R794(10K) => R194  
 R795(10K) => R195  
 R796(10K) => R196  
 R797(10K) => R197  
 R798(10K) => R198  
 R799(10K) => R199  
 R800(10K) => R200  
 R801(10K) => R201  
 R802(10K) => R202  
 R803(10K) => R203  
 R804(10K) => R204  
 R805(10K) => R205  
 R806(10K) => R206  
 R807(10K) => R207  
 R808(10K) => R208  
 R809(10K) => R209  
 R810(10K) => R210  
 R811(10K) => R211  
 R812(10K) => R212  
 R813(10K) => R213  
 R814(10K) => R214  
 R815(10K) => R215  
 R816(10K) => R216  
 R817(10K) => R217  
 R818(10K) => R218  
 R819(10K) => R219  
 R820(10K) => R220  
 R821(10K) => R221  
 R822(10K) => R222  
 R823(10K) => R223  
 R824(10K) => R224  
 R825(10K) => R225  
 R826(10K) => R226  
 R827(10K) => R227  
 R828(10K) => R228  
 R829(10K) => R229  
 R830(10K) => R230  
 R831(10K) => R231  
 R832(10K) => R232  
 R833(10K) => R233  
 R834(10K) => R234  
 R835(10K) => R235  
 R836(10K) => R236  
 R837(10K) => R237  
 R838(10K) => R238  
 R839(10K) => R239  
 R840(10K) => R240  
 R841(10K) => R241  
 R842(10K) => R242  
 R843(10K) => R243  
 R844(10K) => R244  
 R845(10K) => R245  
 R846(10K) => R246  
 R847(10K) => R247  
 R848(10K) => R248  
 R849(10K) => R249  
 R850(10K) => R250  
 R851(10K) => R251  
 R852(10K) => R252  
 R853(10K) => R253  
 R854(10K) => R254  
 R855(10K) => R255  
 R856(10K) => R256  
 R857(10K) => R257  
 R858(10K) => R258  
 R859(10K) => R259  
 R860(10K) => R260  
 R861(10K) => R261  
 R862(10K) => R262  
 R863(10K) => R263  
 R864(10K) => R264  
 R865(10K) => R265  
 R866(10K) => R266  
 R867(10K) => R267  
 R868(10K) => R268  
 R869(10K) => R269  
 R870(10K) => R270  
 R871(10K) => R271  
 R872(10K) => R272  
 R873(10K) => R273  
 R874(10K) => R274  
 R875(10K) => R275  
 R876(10K) => R276  
 R877(10K) => R277  
 R878(10K) => R278  
 R879(10K) => R279  
 R880(10K) => R280  
 R881(10K) => R281  
 R882(10K) => R282  
 R883(10K) => R283  
 R884(10K) => R284  
 R885(10K) => R285  
 R886(10K) => R286  
 R887(10K) => R287  
 R888(10K) => R288  
 R889(10K) => R289  
 R890(10K) => R290  
 R891(10K) => R291  
 R892(10K) => R292  
 R893(10K) => R293  
 R894(10K) => R294  
 R895(10K) => R295  
 R896(10K) => R296  
 R897(10K) => R297  
 R898(10K) => R298  
 R899(10K) => R299  
 R900(10K) => R300  
 R901(10K) => R301  
 R902(10K) => R302  
 R903(10K) => R303  
 R904(10K) => R304  
 R905(10K) => R305  
 R906(10K) => R306  
 R907(10K) => R307  
 R908(10K) => R308  
 R909(10K) => R309  
 R910(10K) => R310  
 R911(10K) => R311  
 R912(10K) => R312  
 R913(10K) => R313  
 R914(10K) => R314  
 R915(10K) => R315  
 R916(10K) => R316  
 R917(10K) => R317  
 R918(10K) => R318  
 R919(10K) => R319  
 R920(10K) => R320  
 R921(10K) => R321  
 R922(10K) => R322  
 R923(10K) => R323  
 R924(10K) => R324  
 R925(10K) => R325  
 R926(10K) => R326  
 R927(10K) => R327  
 R928(10K) => R328  
 R929(10K) => R329  
 R930(10K) => R330  
 R931(10K) => R331  
 R932(10K) => R332  
 R933(10K) => R333  
 R934(10K) => R334  
 R935(10K) => R335  
 R936(10K) => R336  
 R937(10K) => R337  
 R938(10K) => R338  
 R939(10K) => R339  
 R940(10K) => R340  
 R941(10K) => R341  
 R942(10K) => R342  
 R943(10K) => R343  
 R944(10K) => R344  
 R945(10K) => R345  
 R946(10K) => R346  
 R947(10K) => R347  
 R948(10K) => R348  
 R949(10K) => R349  
 R950(10K) => R350  
 R951(10K) => R351  
 R952(10K) => R352  
 R953(10K) => R353  
 R954(10K) => R354  
 R955(10K) => R355  
 R956(10K) => R356  
 R957(10K) => R357  
 R958(10K) => R358  
 R959(10K) => R359  
 R960(10K) => R360  
 R961(10K) => R361  
 R962(10K) => R362  
 R963(10K) => R363  
 R964(10K) => R364  
 R965(10K) => R365  
 R966(10K) => R366  
 R967(10K) => R367  
 R968(10K) => R368  
 R969(10K) => R369  
 R970(10K) => R370  
 R971(10K) => R371  
 R972(10K) => R372  
 R973(10K) => R373  
 R974(10K) => R374  
 R975(10K) => R375  
 R976(10K) => R376  
 R977(10K) => R377  
 R978(10K) => R378  
 R979(10K) => R379  
 R980(10K) => R380  
 R981(10K) => R381  
 R982(10K) => R382  
 R983(10K) => R383  
 R984(10K) => R384  
 R985(10K) => R385  
 R986(10K) => R386  
 R987(10K) => R387  
 R988(10K) => R388  
 R989(10K) => R389  
 R990(10K) => R390  
 R991(10K) => R391  
 R992(10K) => R392  
 R993(10K) => R393  
 R994(10K) => R394  
 R995(10K) => R395  
 R996(10K) => R396  
 R997(10K) => R397  
 R998(10K) => R398  
 R999(10K) => R399  
 R1000(10K) => R400  
 R1001(10K) => R401  
 R1002(10K) => R402  
 R1003(10K) => R403  
 R1004(10K) => R404  
 R1005(10K) => R405  
 R1006(10K) => R406  
 R1007(10K) => R407  
 R1008(10K) => R408  
 R1009(10K) => R409  
 R1010(10K) => R410  
 R1011(10K) => R411  
 R1012(10K) => R412  
 R1013(10K) => R413  
 R1014(10K) => R414  
 R1015(10K) => R415  
 R1016(10K) => R416  
 R1017(10K) => R417  
 R1018(10K) => R418  
 R1019(10K) => R419  
 R1020(10K) => R420  
 R1021(10K) => R421  
 R1022(10K) => R422  
 R1023(10K) => R423  
 R1024(10K) => R424  
 R1025(10K) => R425  
 R1026(10K) => R426  
 R1027(10K) => R427  
 R1028(10K) => R428  
 R1029(10K) => R429  
 R1030(10K) => R430  
 R1031(10K) => R431  
 R1032(10K) => R432  
 R1033(10K) => R433  
 R1034(10K) => R434  
 R103

# • DAP SCHEMATIC DIAGRAM



## LOCATION GUIDE

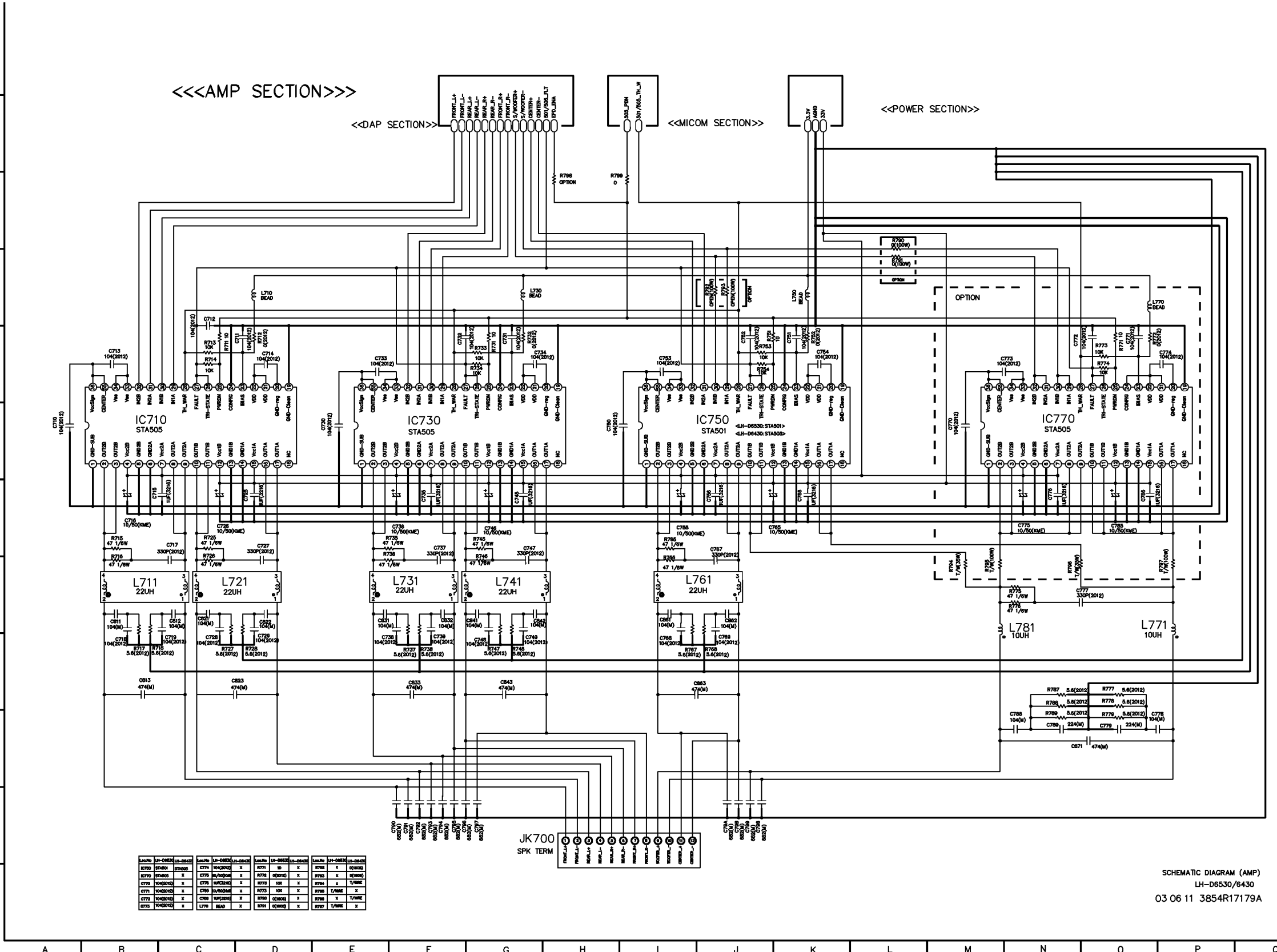
C200	J7	R206	K8
C201	J7	R207	L8
C202	K7	R208	L4
C203	K7	R209	L4
C204	L7	R210	L4
C205	L7	R211	L3
C206	L7	R212	L3
C207	L3	R213	O5
C208	K3	R214	O3
C209	M3	R215	K8
C210	N3	R216	L5
C211	M9	R217	L5
C212	L3	R218	L5
C213	J3	R219	J3
C214	K3	R220	K3
C215	O4	R221	L9
C216	J3	R222	K9
C217	K3	R223	I10
C218	O8	R224	H9
C219	P8	R300	O9
C220	I10	R301	O9
C221	K7	R302	O8
C222	J10	R303	O8
C223	O2	R304	O8
C224	P2	R305	O8
C225	P2	R306	O7
C226	C9	R307	C7
C227	C9	R308	C7
C228	C9	R309	C7
C229	C8	R310	C6
C230	C8	R311	C7
C231	C8	R312	C6
C232	O6	R313	O5
C233	O6	R314	O5
C234	O6	R315	O5
C235	O6	R316	O5
C236	O6	R317	O5
C237	O6	R318	O5
C238	O6	R319	O5
C239	O6	R320	O5
C240	O6	R321	O5
C241	O6	R322	O5
C242	O6	R323	O5
C243	O6	R324	O5
C244	O6	R325	O5
C245	O6	R326	O5
C246	O6	R327	O5
C247	O6	R328	O5
C248	O6	R329	O5
C249	O6	R330	O5
C250	O6	R331	O5
C251	O6	R332	O5
C252	O6	R333	O5
C253	O6	R334	O5
C254	O6	R335	O5
C255	O6	R336	O5
C256	O6	R337	O5
C257	O6	R338	O5
C258	O6	R339	O5
C259	O6	R340	O5
C260	O6	R341	O5
C261	O6	R342	O5
C262	O6	R343	O5
C263	O6	R344	O5
C264	O6	R345	O5
C265	O6	X201	K7

SCHEMATIC DIAGRAM (DAP)  
LH-D6530/6430  
03 06 11 3854R17178A

# • AMP SCHEMATIC DIAGRAM

## LOCATION GUIDE

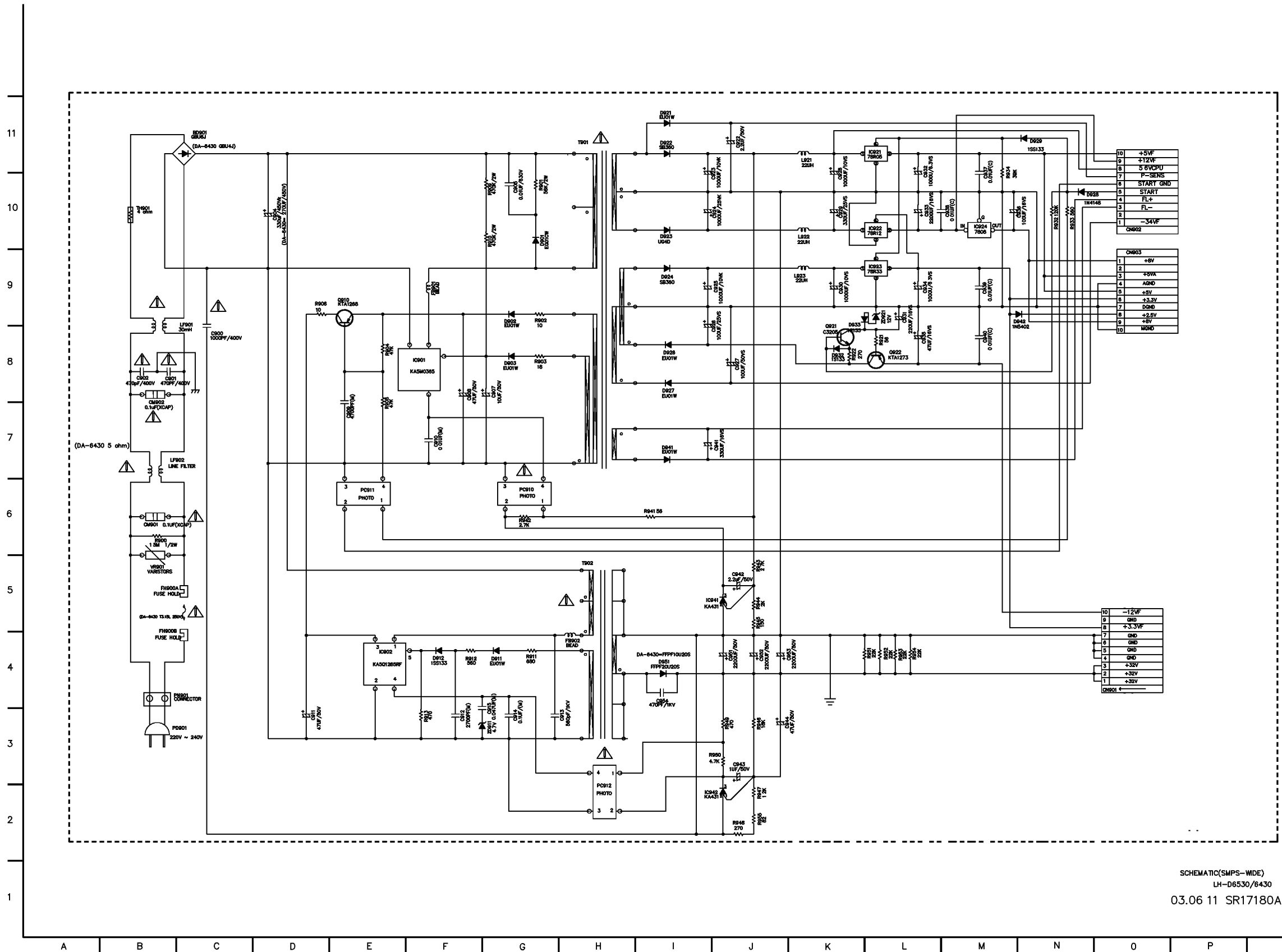
C710	A7	R715	B6
C711	D8	R716	B5
C712	C9	R717	B4
C713	D8	R718	B4
C714	D8	R725	C6
C715	B6	R726	C5
C716	B6	R727	C4
C717	C6	R728	D4
C718	B4	R731	G8
C719	C4	R732	G8
C725	D6	R733	G8
C726	C6	R734	G8
C727	D6	R735	E6
C728	C4	R736	E6
C729	D4	R737	F4
C730	E7	R738	F4
C731	G8	R745	G6
C732	F8	R746	G5
C733	E8	R747	C4
C734	G8	R748	G4
C735	F6	R751	J8
C736	F6	R752	K8
C737	F6	R753	J8
C738	E4	R754	J8
C739	F4	R755	I6
C745	G6	R756	I5
C746	G6	R767	I4
C747	G6	R768	J4
C748	G4	R771	O8
C749	G4	R772	O8
C750	H7	R773	O8
C751	K8	R774	O8
C752	J8	R775	N5
C753	I8	R776	N5
C754	K8	R777	O4
C755	I6	R778	O4
C756	I6	R779	O3
C765	J6	R787	N4
C766	K6	R788	N4
C767	J6	R789	N3
C768	I4	R790	L10
C769	J4	R791	L4
C770	M7	R792	J9
C771	O8	R793	J9
C772	N8	R794	M5
C773	N8	R795	M5
C774	F5	R796	N5
C775	N8	R797	P5
C776	N6	R798	H10
C777	N5	R799	H10
C778	O3		
C779	O3		
C785	O6		
C786	O6		
C788	N3		
C789	N3		
C790	F2		
C791	F2		
C792	F2		
C793	F2		
C794	F2		
C795	F2		
C796	F2		
C797	G2		
C798	J2		
C799	J2		
C79A	J2		
C79B	J2		
C811	C5		
C813	B4		
C821	C5		
C822	D5		
C823	C4		
C831	E5		
C832	F5		
C833	F4		
C841	G5		
C842	G5		
C843	C4		
C851	I5		
C862	J5		
C863	I4		
C871	N3		
IC710	B7		
IC730	F7		
IC750	J7		
IC770	N7		
JK700	G2		
L710	D9		
L711	B5		
L721	C5		
L730	G9		
L731	F5		
L741	G5		
L761	K9		
L770	O9		
L771	O5		
L781	N5		
R711	C8		
R712	C8		
R713	C8		
R714	C8		



Rev	U1-00000	U2-00000	U3-00000	U4-00000
0700	STAB00	STAB00	STAB00	STAB00
0701	STAB00	STAB00	STAB00	STAB00
0702	STAB00	STAB00	STAB00	STAB00
0703	STAB00	STAB00	STAB00	STAB00
0704	STAB00	STAB00	STAB00	STAB00
0705	STAB00	STAB00	STAB00	STAB00
0706	STAB00	STAB00	STAB00	STAB00
0707	STAB00	STAB00	STAB00	STAB00
0708	STAB00	STAB00	STAB00	STAB00
0709	STAB00	STAB00	STAB00	STAB00
0710	STAB00	STAB00	STAB00	STAB00
0711	STAB00	STAB00	STAB00	STAB00
0712	STAB00	STAB00	STAB00	STAB00
0713	STAB00	STAB00	STAB00	STAB00
0714	STAB00	STAB00	STAB00	STAB00
0715	STAB00	STAB00	STAB00	STAB00
0716	STAB00	STAB00	STAB00	STAB00
0717	STAB00	STAB00	STAB00	STAB00
0718	STAB00	STAB00	STAB00	STAB00
0719	STAB00	STAB00	STAB00	STAB00
0720	STAB00	STAB00	STAB00	STAB00
0721	STAB00	STAB00	STAB00	STAB00
0722	STAB00	STAB00	STAB00	STAB00
0723	STAB00	STAB00	STAB00	STAB00
0724	STAB00	STAB00	STAB00	STAB00
0725	STAB00	STAB00	STAB00	STAB00
0726	STAB00	STAB00	STAB00	STAB00
0727	STAB00	STAB00	STAB00	STAB00
0728	STAB00	STAB00	STAB00	STAB00
0729	STAB00	STAB00	STAB00	STAB00
0730	STAB00	STAB00	STAB00	STAB00
0731	STAB00	STAB00	STAB00	STAB00
0732	STAB00	STAB00	STAB00	STAB00
0733	STAB00	STAB00	STAB00	STAB00
0734	STAB00	STAB00	STAB00	STAB00
0735	STAB00	STAB00	STAB00	STAB00
0736	STAB00	STAB00	STAB00	STAB00
0737	STAB00	STAB00	STAB00	STAB00
0738	STAB00	STAB00	STAB00	STAB00
0739	STAB00	STAB00	STAB00	STAB00
0740	STAB00	STAB00	STAB00	STAB00
0741	STAB00	STAB00	STAB00	STAB00
0742	STAB00	STAB00	STAB00	STAB00
0743	STAB00	STAB00	STAB00	STAB00
0744	STAB00	STAB00	STAB00	STAB00
0745	STAB00	STAB00	STAB00	STAB00
0746	STAB00	STAB00	STAB00	STAB00
0747	STAB00	STAB00	STAB00	STAB00
0748	STAB00	STAB00	STAB00	STAB00
0749	STAB00	STAB00	STAB00	STAB00
0750	STAB00	STAB00	STAB00	STAB00
0751	STAB00	STAB00	STAB00	STAB00
0752	STAB00	STAB00	STAB00	STAB00
0753	STAB00	STAB00	STAB00	STAB00
0754	STAB00	STAB00	STAB00	STAB00
0755	STAB00	STAB00	STAB00	STAB00
0756	STAB00	STAB00	STAB00	STAB00
0757	STAB00	STAB00	STAB00	STAB00
0758	STAB00	STAB00	STAB00	STAB00
0759	STAB00	STAB00	STAB00	STAB00
0760	STAB00	STAB00	STAB00	STAB00
0761	STAB00	STAB00	STAB00	STAB00
0762	STAB00	STAB00	STAB00	STAB00
0763	STAB00	STAB00	STAB00	STAB00
0764	STAB00	STAB00	STAB00	STAB00
0765	STAB00	STAB00	STAB00	STAB00
0766	STAB00	STAB00	STAB00	STAB00
0767	STAB00	STAB00	STAB00	STAB00
0768	STAB00	STAB00	STAB00	STAB00
0769	STAB00	STAB00	STAB00	STAB00
0770	STAB00	STAB00	STAB00	STAB00
0771	STAB00	STAB00	STAB00	STAB00
0772	STAB00	STAB00	STAB00	STAB00
0773	STAB00	STAB00	STAB00	STAB00
0774	STAB00	STAB00	STAB00	STAB00
0775	STAB00	STAB00	STAB00	STAB00
0776	STAB00	STAB00	STAB00	STAB00
0777	STAB00	STAB00	STAB00	STAB00
0778	STAB00	STAB00	STAB00	STAB00
0779	STAB00	STAB00	STAB00	STAB00
0780	STAB00	STAB00	STAB00	STAB00
0781	STAB00	STAB00	STAB00	STAB00
0782	STAB00	STAB00	STAB00	STAB00
0783	STAB00	STAB00	STAB00	STAB00
0784	STAB00	STAB00	STAB00	STAB00
0785	STAB00	STAB00	STAB00	STAB00
0786	STAB00	STAB00	STAB00	STAB00
0787	STAB00	STAB00	STAB00	STAB00
0788	STAB00	STAB00	STAB00	STAB00
0789	STAB00	STAB00	STAB00	STAB00
0790	STAB00	STAB00	STAB00	STAB00
0791	STAB00	STAB00	STAB00	STAB00
0792	STAB00	STAB00	STAB00	STAB00
0793	STAB00	STAB00	STAB00	STAB00
0794	STAB00	STAB00	STAB00	STAB00
0795	STAB00	STAB00	STAB00	STAB00
0796	STAB00	STAB00	STAB00	STAB00
0797	STAB00	STAB00	STAB00	STAB00
0798	STAB00	STAB00	STAB00	STAB00
0799	STAB00	STAB00	STAB00	STAB00
0800	STAB00	STAB00	STAB00	STAB00

SCHEMATIC DIAGRAM (AMP)  
LH-D6530/6430  
03 06 11 3854R17179A

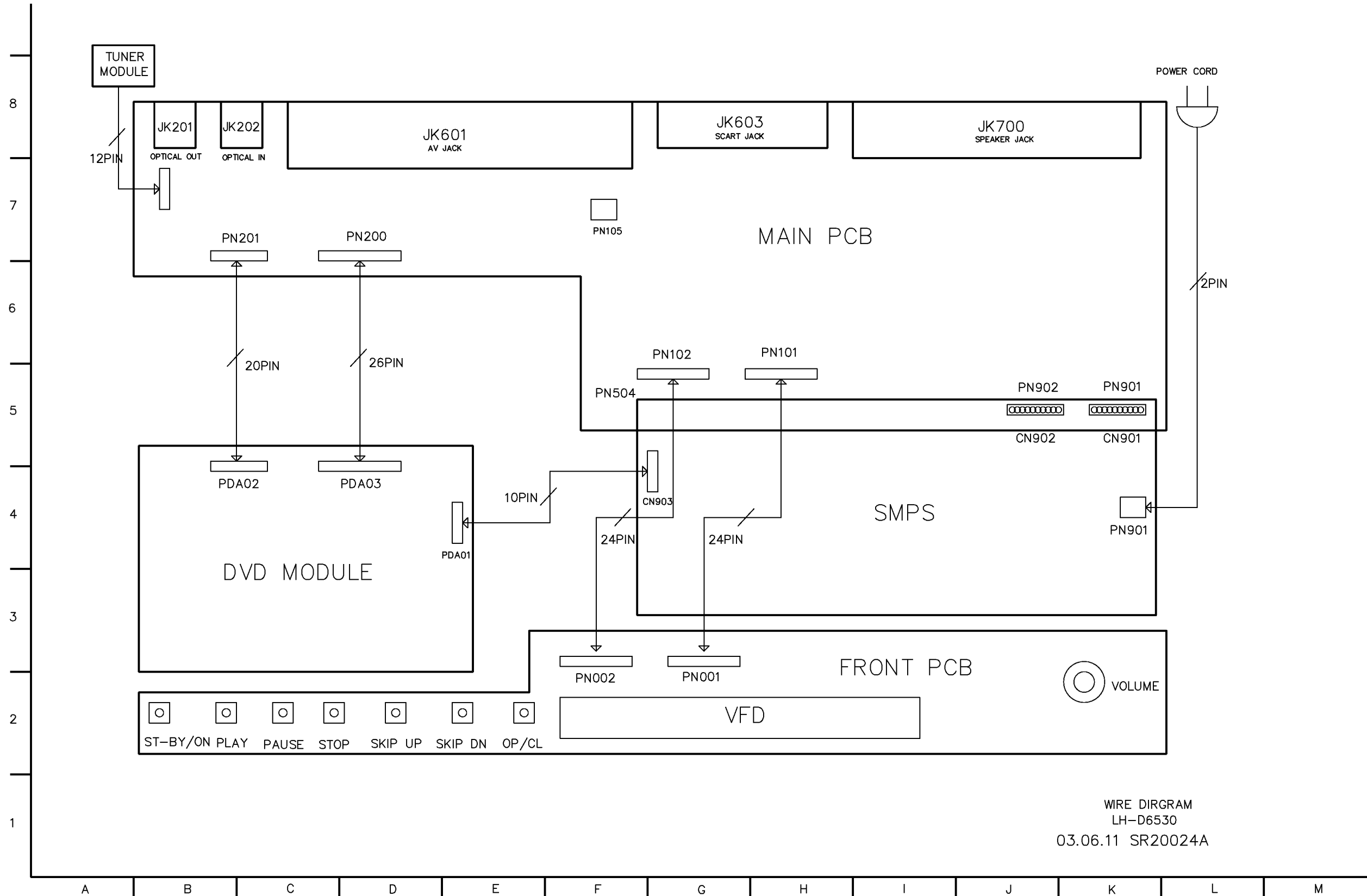
# • SMPS SCHEMATIC DIAGRAM



LOCATION GUIDE			
BD901	C11	R945	J5
C900	C8	R946	J3
C901	B8	R947	J2
C902	B8	R948	J2
C904	D10	R949	J3
C905	G10	R950	L3
C907	G8	R951	L4
C908	F8	R952	L4
C909	E7	R953	L4
C910	F7	R954	L4
C911	D3	R955	J2
C912	F3	T901	H11
C913	H3	T902	H5
C914	G3	TH901	B10
C915	G3	VR901	B5
C922	J11	ZD911	G3
C923	J10	ZD921	L9
C924	J10		
C925	J9		
C926	J8		
C927	J8		
C928	K10		
C929	K10		
C930	K9		
C931	L9		
C932	L10		
C933	L10		
C934	L9		
C935	L8		
C936	N10		
C937	M10		
C938	M10		
C939	M9		
C940	M8		
C941	J7		
C942	J5		
C943	J3		
C944	K3		
C951	J4		
C952	J4		
C953	K4		
C954	I4		
CM901	B6		
CM902	B7		
CM901	O4		
CM902	O10		
CM903	O9		
D901	G10		
D902	G9		
D903	G8		
D911	G4		
D912	F4		
D921	I11		
D922	I11		
D923	I10		
D924	I9		
D926	I8		
D927	I8		
D928	N10		
D929	N11		
D932	K8		
D933	K8		
D941	I7		
D942	M9		
D951	I4		
FB901	F9		
FB902	H4		
FH900A	B5		
FH900B	B4		
IC901	F8		
IC902	E4		
IC921	L11		
IC922	L10		
IC923	L9		
IC924	M10		
IC941	I5		
IC942	I2		
L921	K11		
L922	K10		
L923	K9		
LF901	C8		
LF902	B7		
PC910	G6		
PC911	E6		
PC912	H2		
PN901	B4		
Q910	E9		
Q921	K8		
Q922	L8		
R900	B6		
R901	G10		
R902	G9		
R903	G8		
R904	E8		
R905	E7		
R906	D9		
R909	G10		
R910	G10		
R911	G4		
R912	F4		
R913	F3		
R921	L8		
R922	K8		
R932	N10		
R933	N10		
R934	M10		
R941	I6		
R942	G6		
R943	J5		
R944	J5		

SCHEMATIC(SMPS-WIDE)  
LH-D6530/6430  
03.06 11 SR17180A

# WIRING DIAGRAM



WIRE DIRGRAM  
LH-D6530  
03.06.11 SR20024A

# VOLTAGE SHEET (IC&TR)

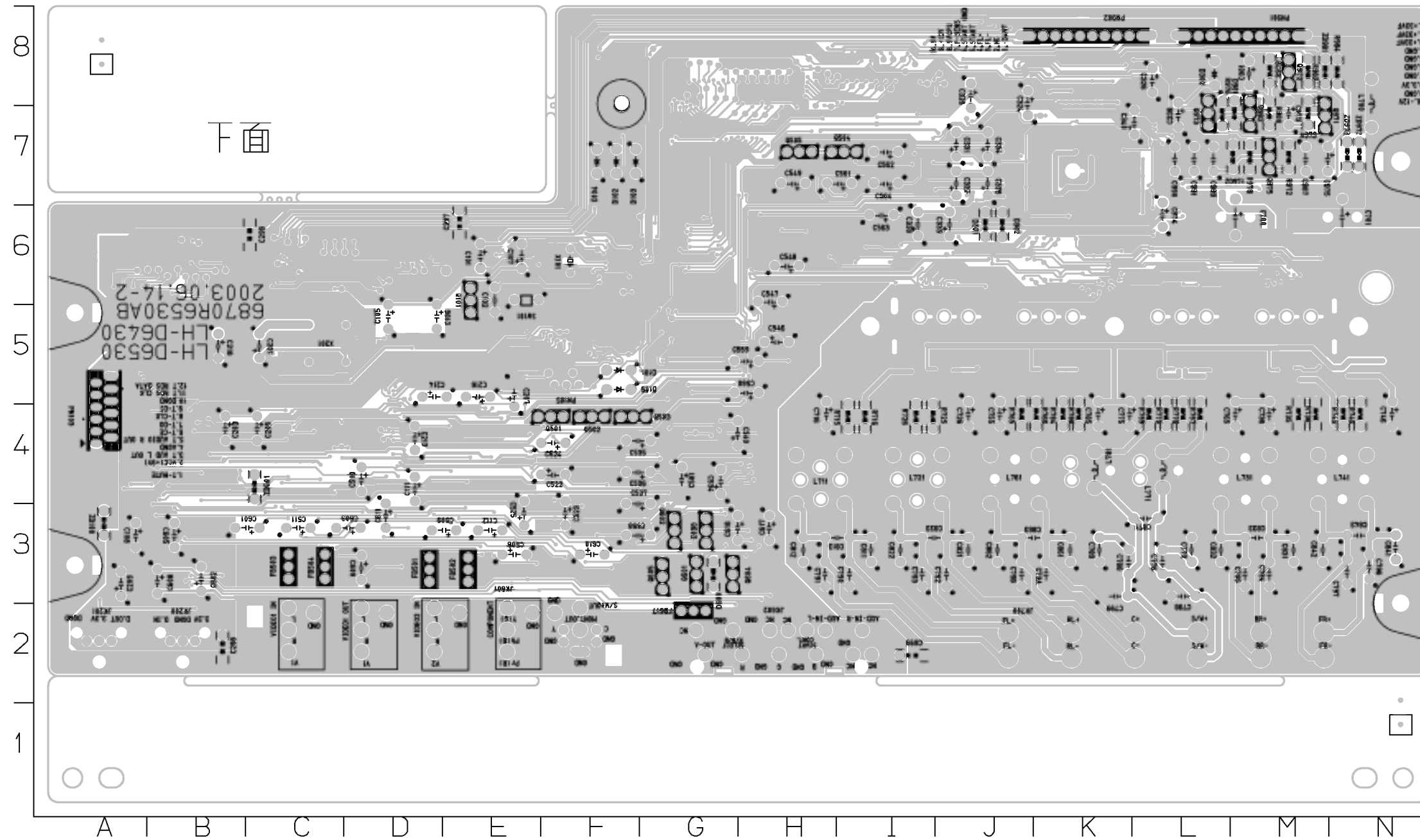
1.LH-D6530(MAIN)									
1).IC101(LC876748C-52K, MICOM)									
PIN No.	Volt(V)	PIN No.	Volt(V)	PIN No.	Volt(V)	PIN No.	Volt(V)	PIN No.	Volt(V)
1	2.15V	21	4.88V	41	-31.V	61		81	
2	4.8V	22	3.94V	42	-28.V	62		82	
3	1.36V	23	3.26V	43	-29.V	63		83	
4		24	3.26V	44	-25.V	64	2.2V	84	
5		25	0	45	-32.V	65		85	3.3V
6		26	2.75V	46	4.85V	66		86	1.8V
7		27	4.85V	47	-31.V	67		87	3.17V
8		28	4.85V	48	-31.V	68		88	3.3V
9		29		49	-26.V	69		89	0
10		30	-31.V	50	-25.V	70	3.26V	90	4.88V
11		31	-31.V	51	-32.V	71	3.15V	91	1.5V
12		32	-31.V	52	-26.V	72	5.V	92	
13		33	-31.V	53	-26.V	73	4.95V	93	
14	0	34	-31.V	54	-26.V	74	4.96V	94	
15	268V(9.8304MHz)	35	-31.V	55	-26.V	75	95	0	
16	294V(9.8304MHz)	36	-31.V	56	-32.V	76	96	0	
17	4.89V	37	-31.V	57	-32.V	77		97	0
18	4.86V	38	-31.V	58	-32.V	78		98	2.7V
19		39	-31.V	59	-25.V	79		99	2.6V
20	4.88V	40	-31.V	60	0	80		100	2.6V
2).IC201(AK5365VQ, ADC & FUCTION IC)									
PIN No.	Volt(V)	PIN No.	Volt(V)	PIN No.	Volt(V)	PIN No.	Volt(V)		
1		12	2.5V	23	LRCK	34	0		
2	0	13	2.5V	24	MCLK	35	0		
3	ADATA4_L_IN	14	2.5V	25	3.3V	36	ADATA1_R_IN		
4	0	15	2.5V	26	3.3V	37	0		
5	ADATA3_L_IN	16	5.V	27	0	38	ADATA2_R_IN		
6	0	17	0	28	0	39	0		
7	ADATA2_L_IN	18	2.5V	29	0	40	ADATA3_R_IN		
8	0	19	0	30	0	41	0		
9	ADATA1_L_IN	20	3.3V	31	3.3V	42	ADATA4_R_IN		
10	2.5V	21	ADATA_OUT	32	3.3V	43	0		
11	2.5V	22	BCK	33	3.9V	44			
3).IC202(AK4117VF-E2, DIR IC)									
PIN No.	Volt(V)	PIN No.	Volt(V)						
1	0	13	ADATA_IN						
2	3.3V	14	MCLK						
3		15							
4		16							
5	SPDIF_IN	17							
6	3.3V	18							
7	0	19	3.3V						
8	22V(12288MHz)	20	3.3V						
9		21							
10	LRCK	22							
11	BCK	23	3.3V						
12	ADATA_OUT	24	0						
4).IC203(74VHC244MTCX, BUFFER IC)									
PIN No.	Volt(V)	PIN No.	Volt(V)						
1	0	11	ADATA1						
2	0	12	ADATA2						
3	LRCK	13	ADATA0						
4		14	ADATA3						
5	BCK	15	BCK						
6	ADATA3	16							
7	ADATA0	17	LRCK						
8	ADATA2	18	0						
9	ADATA1	19	0						
10	0	20	3.2V						
5).IC301(PS9818, DAP IC)									
PIN No.	Volt(V)	PIN No.	Volt(V)	PIN No.	Volt(V)	PIN No.	Volt(V)	PIN No.	Volt(V)
1	0	21	0	41	PWM_OUT	61	PWM_OUT	81	0
2	0	22	3.3V	42	2.5V	62	PWM_OUT	82	3.3V
3	2.35V	23	ADATA0	43	0	63	0	83	3.3V
4	5.V	24	ADATA1	44	0	64	0	84	0
5	2.35V	25	ADATA2	45	PWM_OUT	65	3.3V	85	0
6	2.32V	26	ADATA3	46	PWM_OUT	66	2.5V	86	227(12288MHz)
7	0.89V	27		47	3.3V	67	PWM_OUT	87	3.3V
8	0	28	0	48	PWM_OUT	68	PWM_OUT	88	
9	0	29	3.3V	49	PWM_OUT	69	0	89	
10	3.3V	30		50	0	70	PWM_OUT	90	
11	0	31		51	PWM_OUT	71	PWM_OUT	91	2.5V
12	0	32		52	PWM_OUT	72	3.3V	92	0
13	2.5V	33		53	0	73	0	93	
14	0	34	2.5V	54	PWM_OUT	74	PWM_OUT	94	3.3V
15	0	35	0	55	PWM_OUT	75	PWM_OUT	95	0
16	0	36	PWM_OUT	56	3.3V	76	3.2V	96	4.89V
17	0	37	PWM_OUT	57	0	77	0	97	
18	0	38	0	58	PWM_OUT	78	1.5V	98	
19	BCK	39	3	59	PWM_OUT	79	1.8V	99	
20	LRCK	40	PWM_OUT	60	0	80	2.5V	100	
6).IC501(NJM4580M, OP AMP IC)									
PIN No.	Volt(V)	PIN No.	Volt(V)						
1	Audio1_L_OUT	5	Audio1_R+_IN						
2	Audio1_L-_IN	6	Audio1_R-_IN						
3	Audio1_L+_IN	7	Audio1_R_OUT						
4	-11.8V	8							
7).IC502(NJM4580M, OP AMP IC)									
PIN No.	Volt(V)	PIN No.	Volt(V)						
1	S/W_OUT	5	S/W_OUT						
2	S/W-_IN	6	S/W_OUT						
3	S/W+_IN	7	S/W_OUT						
4	-11.8V	8	11.9V						
8).IC503(NJM4580M, OP AMP IC)									
PIN No.	Volt(V)	PIN No.	Volt(V)						
1	HPhone_L_OUT	5	HPhone_R+_IN						
2	HPhone_L-_IN	6	HPhone_R-_IN						





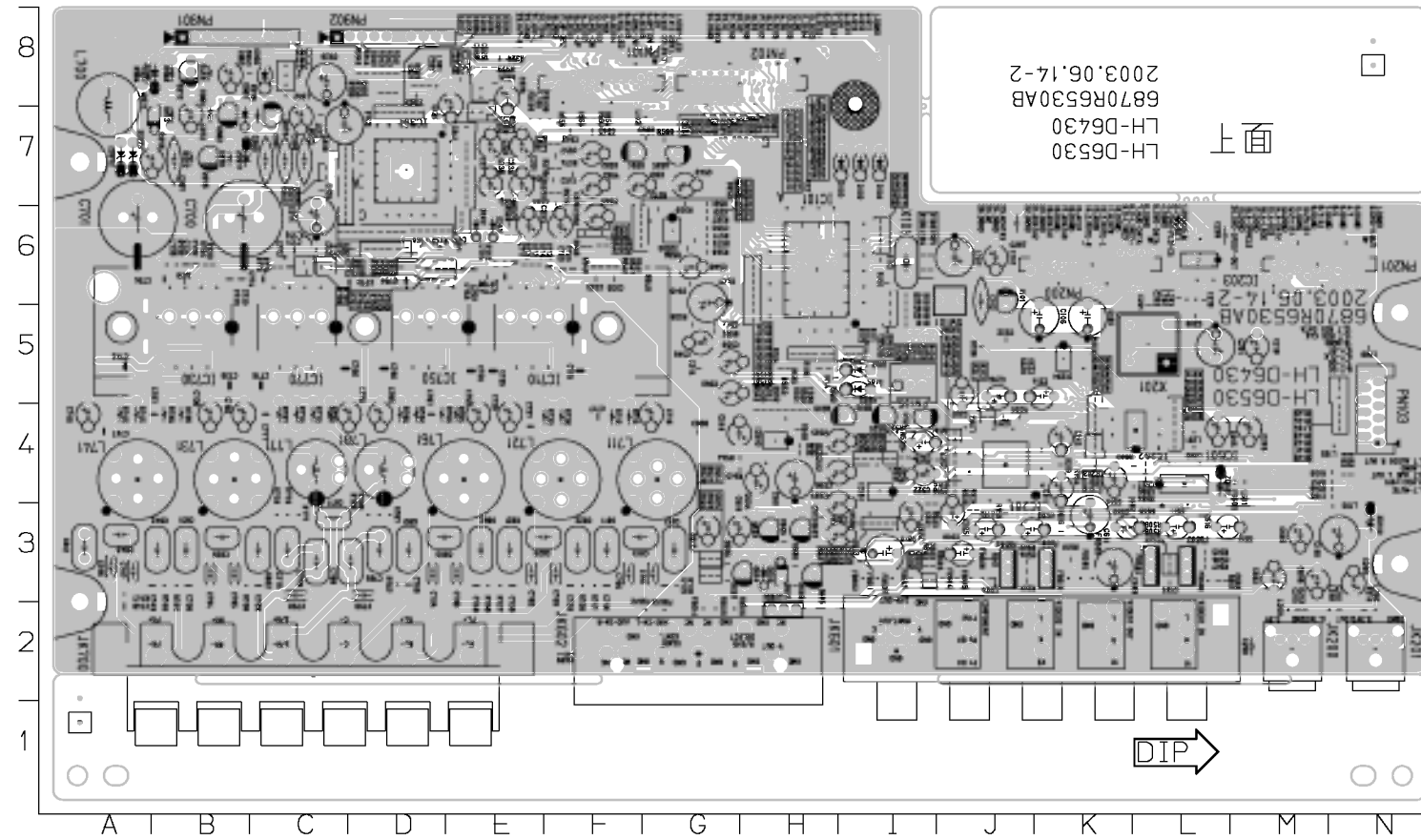
# PRINTED CIRCUIT DIAGRAMS

## MAIN P.C. BOARD (SOLDER SIDE)



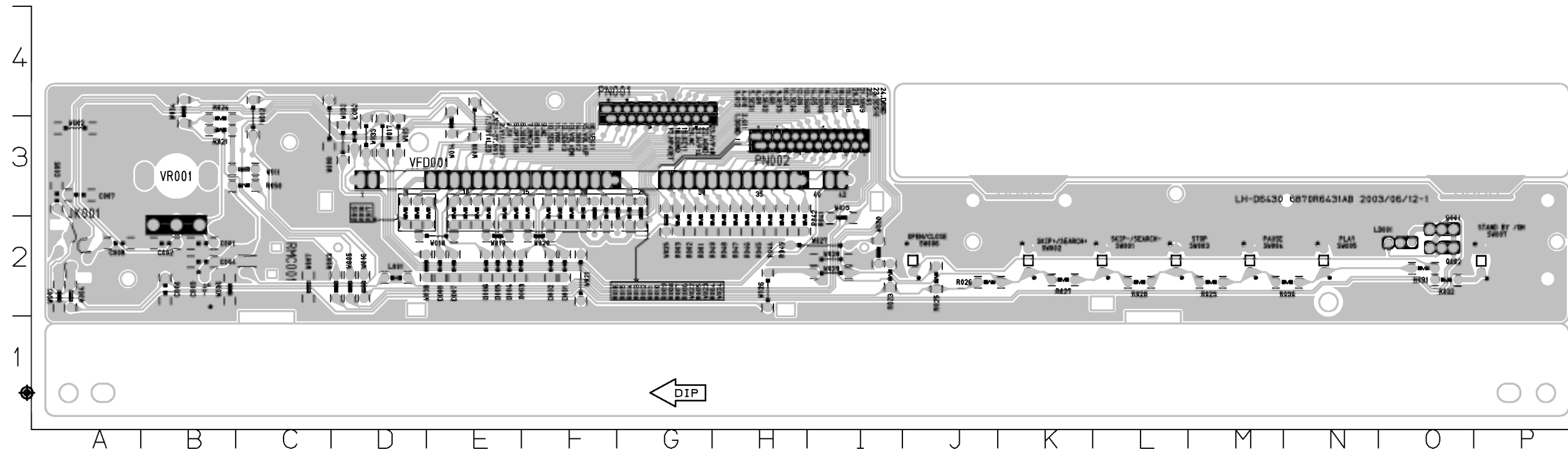
- PIN0027 I7
- PIN0133 M6
- PIN0142 K6
- PIN0143 K6
- PIN0158 F5
- PIN0162 B4
- PIN0163 D5
- PIN0164 J6
- PIN0165 J6
- PIN0166 K6
- PIN0167 K6
- PIN0168 K6
- PIN0171 J7
- PIN0176 J6

• MAIN P.C. BOARD (COMPONENT SIDE)



C101	J6	C312	C7	C523	I3	C604	J3	C754	D6	C974	C6	IC503	G6	PN0003	K5	PN901	B8	R134	H6	R306	D5	R524	J9	R580	E6	R767	D3
C102	J6	C313	C7	C524	I4	C605	M3	C755	E4	C975	B7	IC601	L4	PN0004	D7	PN902	C8	R135	I6	R307	D6	R525	I4	R581	F7	R768	E3
C103	J6	C314	C7	C525	J9	C606	L4	C756	E5	C981	B8	IC710	E3	PN0005	D8	Q101	J6	R136	J9	R308	D6	R526	J3	R582	H5	R769	E8
C104	J6	C315	C7	C526	I4	C607	L4	C757	B4	C982	C8	IC730	D5	PN0006	D8	Q501	I4	R137	I6	R309	D6	R530	F6	R583	G7	R772	C6
C105	K5	C316	D7	C527	I3	C608	M3	C758	C5	C987	B7	IC750	D5	PN0007	D8	Q502	I4	R138	H6	R310	D6	R531	I4	R590	H4	R773	C6
C106	K5	C317	D7	C528	I4	C609	K3	C759	D4	C989	C7	IC770	C5	PN0013	F6	Q503	I4	R140	N4	R311	D6	R532	I3	R601	L3	R774	C6
C107	J6	C318	D7	C529	I3	C610	I3	C760	D3	C990	C7	JK200	M2	PN0014	E6	Q504	F7	R141	N4	R312	D6	R533	I4	R602	L4	R775	C4
C108	N3	C319	D7	C530	F6	C611	K3	C769	E3	C991	C7	JK201	N2	PN0015	F6	Q505	G7	R142	N4	R313	D6	R534	I4	R603	L3	R776	C4
C109	N4	C320	D7	C531	F6	C614	G3	C770	D6	D101	I5	JK601	I2	PN0016	E6	Q601	H3	R143	N4	R314	C6	R535	I4	R604	L4	R777	C3
C110	I6	C321	D8	C532	F6	C615	G3	C771	C6	D102	I7	JK602	G2	PN0017	E6	Q602	H3	R144	N5	R315	C6	R536	I3	R605	H3	R778	C3
C111	K4	C322	D8	C533	F6	C616	L3	C772	C6	D103	I7	JK700	C2	PN0018	B6	Q603	H3	R145	N5	R316	C7	R537	I3	R606	G3	R779	C3
C112	J3	C323	D8	C534	H4	C617	G3	C773	C6	D104	I7	L102	G7	PN0021	E6	Q604	H3	R146	N4	R317	C7	R538	I3	R607	G3	R787	D3
C199	N5	C324	E8	C535	I4	C618	G3	C774	C6	D105	I5	L103	N3	PN0022	E6	Q605	H3	R148	I6	R318	C7	R539	F6	R608	H3	R788	D3
C200	L5	C325	E8	C536	I4	C698	G4	C775	D4	D300	C8	L104	N5	PN0023	E6	Q971	B7	R149	I6	R319	C7	R540	F6	R609	H3	R789	D3
C201	L5	C326	C8	C537	I3	C699	F2	C776	C5	D301	E6	L105	N4	PN0025	D6	Q972	B8	R150	N4	R320	C7	R541	F6	R610	K3	R790	C6
C202	L6	C327	E7	C538	H4	C700	B6	C777	C4	D302	E6	L106	E7	PN0026	I3	Q973	C7	R151	N4	R321	C7	R542	F6	R613	I3	R791	C6
C203	H4	C328	E8	C539	H4	C701	A6	C778	C3	D600	H3	L200	L6	PN0028	G2	Q975	B7	R152	N4	R322	D6	R543	H4	R616	K3	R792	E6
C204	L4	C329	E7	C540	G4	C710	F6	C779	C3	D981	B7	L201	L6	PN0029	G3	Q982	B7	R153	N4	R323	E8	R544	H4	R620	G3	R793	D6
C205	L4	C330	F6	C541	H4	C711	E6	C785	D4	FB501	K3	L202	L4	PN0030	I5	R100	I5	R154	K4	R324	E8	R545	H4	R621	G3	R794	D4
C206	L4	C331	E7	C542	F7	C712	F6	C786	D5	FB502	J3	L203	L6	PN0031	I5	R101	I5	R155	J3	R325	E8	R546	F6	R622	G3	R795	C4
C207	J5	C332	E7	C543	F7	C713	F6	C788	D3	FB503	L3	L204	J4	PN0037	I6	R102	I5	R200	K4	R326	E7	R547	F6	R623	G3	R796	D4
C208	J4	C333	E6	C544	G5	C714	E6	C789	D3	FB504	L3	L206	N2	PN0040	I6	R103	I5	R201	K4	R327	E7	R548	H4	R711	E6	R797	C4
C209	N3	C334	E7	C545	G6	C715	F5	C790	F3	FB505	K3	L208	N2	PN0044	I6	R104	I6	R202	K4	R328	E7	R549	F6	R712	E6	R798	E6
C210	N2	C335	E7	C546	G5	C716	G4	C791	G3	FB506	K3	L209	M2	PN0079	D8	R105	I5	R203	K4	R329	E7	R550	H4	R713	E6	R799	G6
C211	K4	C336	E8	C547	G6	C717	F4	C792	E3	FB507	I3	L210	K4	PN0081	D8	R106	I6	R204	L4	R330	E7	R551	H4	R714	E6	R972	B7
C212	J4	C337	C7	C548	G6	C718	F3	C793	F3	FB508	F7	L300	E7	PN0086	K5	R107	I6	R205	L4	R331	E7	R552	H4	R715	F4	R973	B7
C213	K4	C338	C7	C549	G7	C719	G3	C794	B3	FB509	E7	L301	D8	PN0112	D6	R108	I6	R206	L4	R332	E7	R553	H4	R716	F4	R976	C7
C214	K5	C339	C7	C550	F6	C725	E5	C795	B3	FB601	I3	L302	C8	PN0113	D6	R109	I6	R207	L4	R333	E7	R554	F7	R717	F3	R978	B7
C215	M2	C340	C7	C551	G6	C726	E4	C796	A3	FB602	I3	L303	C8	PN0114	E6	R110	I6	R208	J4	R334	E6	R555	F7	R718	G3	R979	B8
C216	J5	C341	D7	C552	F6	C727	E4	C797	A3	FB603	J3	L304	C8	PN0115	E7	R111	I5	R209	J4	R335	E6	R556	G6	R725	F4	R980	B7
C217	H4	C342	I3	C553	G6	C728	E3	C798	C3	FB604	J3	L305	E7	PN0127	G2	R112	I5	R210	J4	R336	D7	R557	G6	R726	F4	R983	D8
C218	MS	C502	I3	C554	F7	C729	F3	C799	D3	FB605	J3	L306	E8	PN0128	E6	R113	I5	R211	J4	R337	D8	R558	G5	R727	E3	R984	A8
C219	L6	C503	I3	C555	F7	C730	B6	C79A	D3	FB606	L3	L307	E8	PN0130	F6	R114	H5	R212	J4	R338	D8	R559	G7	R728	F3	SW101	J6
C220	K5	C504	J3	C556	E6	C731	B6	C79B	E3	FB608	J3	L308	E8	PN0134	B6	R115	H5	R213	M2	R339	D8	R560	G6	R731	B6	X101	I6
C221	L5	C505	L3	C557	F7	C732	B6	C811	F3	FB609	M4	L309	C8	PN0137	B6	R116	H5	R214	N2	R340	D8	R561	G7	R732	B6	X201	L5
C222	J5	C506	L3	C558	I3	C733	B6	C812	G3	FB610	K3	L311	E7	PN0139	D6	R117	H5	R215	L5	R341	D8	R562	F7	R733	B6	ZD100	N3
C297	J6	C507	L3	C559	G5	C734	B6	C813	F3	FB611	I3	L601	M4	PN0146	E6	R118	I6	R216	J4	R342	D8	R563	F7	R734	B6	ZD601	L4
C298	M2	C508	J3	C560	G5	C735	B5	C821	E3	FB612	G2	L602	L4	PN0147	D6	R119	I6	R217	J4	R343	D8	R566	F6	R735	B4	ZD971	B7
C299	L6	C509	J3	C561	F7	C736	B4	C822	F3	FB613	G2	L700	A8	PN0159	I6	R120	H5	R218	J4	R344	D8	R567	G6	R736	B4	ZD972	A7
C300	E6	C510	K4	C562	F7	C737	B4	C823	F3	FB614	G2	L710	E6	PN0160	H5	R121	H5	R219	K4	R345	D8	R568	F6	R737	B3	ZD973	A7
C301	D6	C511	L3	C563	F6	C738	B3	C831	B3	FB615	G2	L711	G4	PN0169	D6	R122	H6	R220	J4	R501	J3	R569	F6	R738	B3	ZD981	B6
C302	D6	C512	H4	C564	F7	C739	C3	C832	C3	FB616	G2	L721	F4	PN0170	C7	R123	H5	R221	K4	R502	J3	R570	F6	R745	A4		
C303	D6	C513	H3	C580	H4	C745	A5	C833	B3	FB617	H2	L730	B6	PN0173	C7	R124	H5	R222	K5	R503	I3	R571	G6	R746	A4		
C304	D6	C514	G5	C581	H4	C746	A4	C841	A3	IC101	H6	L731	B4	PN0174	C7	R125	H5	R223	J5	R504	J3	R572	G6	R747	A3		
C305	D6	C515	F7	C582	G6	C747	A4	C842	B3	IC201	J4	L741	A4	PN0175	C7	R126	H5	R224	K5	R505	G5	R573	G6	R748	B3		
C306	D6	C516	F7	C583	G7	C748	A2	C843	A3	IC202	L4	L750	D6	PN101	F8	R127	H6	R300	E6	R506	L3	R574	F7	R751	D6		
C307	D6	C517	J4	C599	I5	C749	B3	C851	D3	IC203	L6	L761	E4	PN102	G8	R128	H5	R301	D6	R507	L3	R575	F7	R752	D6		
C308	C6	C518	J4	C600	L3	C750	E6	C852	E3	IC204	K5	L770	C6	PN103	N4	R129	H5	R302	D6	R508	L3	R576	E6	R753	D6		
C309	C7	C520	I4	C601	L3	C751	E6	C853	D3	IC301	D7	L771	C4	PN105	I5	R130	H6	R303	D6	R521	I4	R577	F7	R754	D6		
C310	C7	C521	I3	C602	M3	C752	D6	C871	C3	IC501	I4	L781	D4	PN200	K6	R132	H6	R304	D6	R522	I4	R578	F7	R765	E4		
C311	C6	C522	I4	C603	K3	C753	E6	C973	B7	IC502	H4	PN10001	K5	PN201	M6	R133	H6	R305	D6	R523	I3	R579	F7	R766	D4		

• FRONT P.C. BOARD

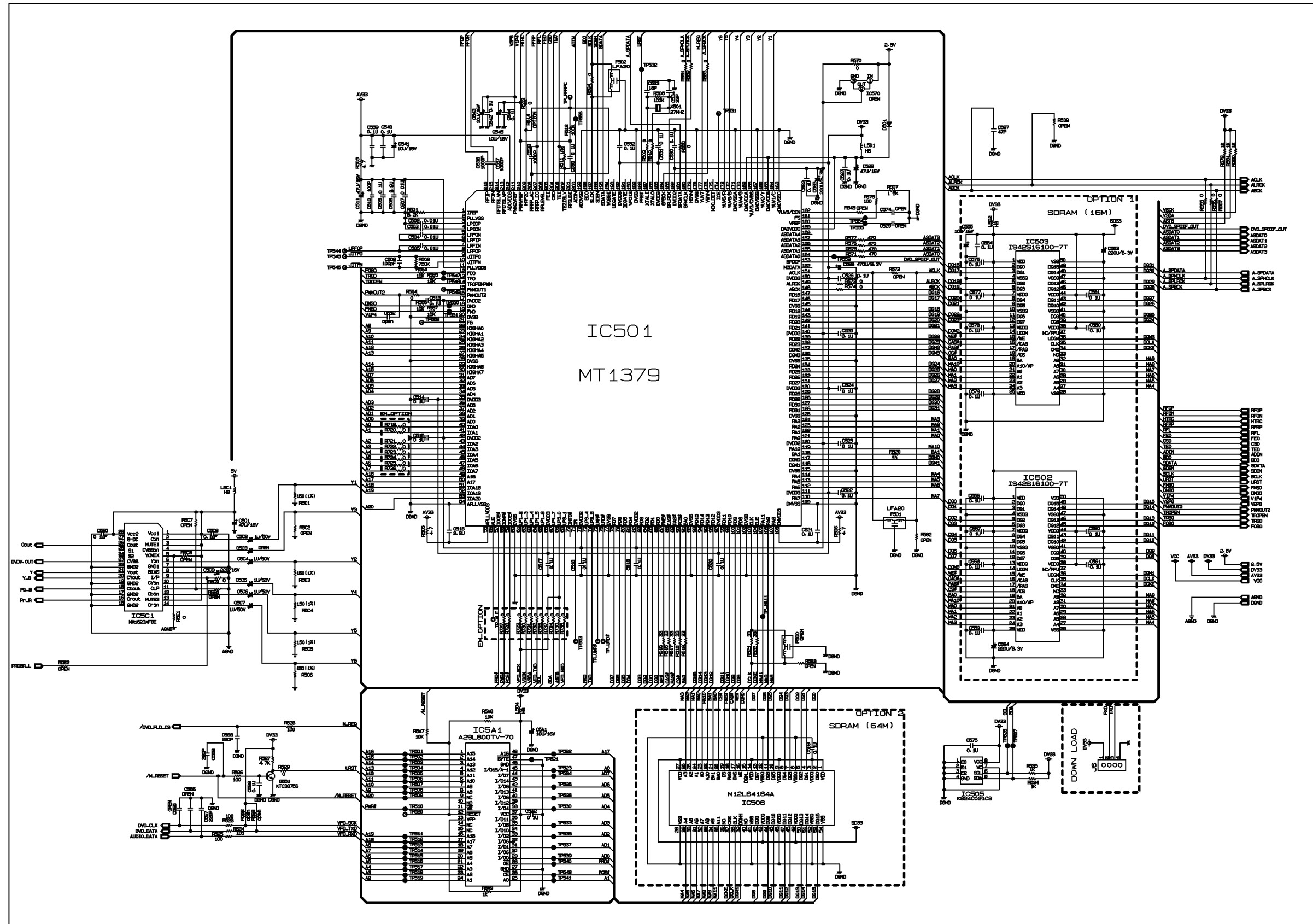


C001	B2	R014	E3
C002	B2	R015	E3
C003	B2	R016	E3
C004	B2	R017	E3
C005	A3	R018	D3
C006	B2	R019	D3
C007	A3	R021	B3
C008	A2	R023	I2
D001	F2	R024	B3
D002	F2	R025	J2
D003	E2	R026	J2
D004	E2	R027	K2
D005	E2	R028	L2
D006	E2	R029	M2
D007	E2	R030	N2
D008	E2	R031	O2
JK001	A2	R032	O2
L001	D2	R041	H2
L002	D3	R042	H2
LD001	O2	R043	H2
PN001	G4	R044	H2
PN002	I3	R045	H2
Q001	O2	R046	H2
Q002	O2	R047	H2
R001	G2	R048	H2
R002	G2	R049	H2
R003	G2	R050	C3
R004	G3	RMC001	C2
R005	F3	SW001	K2
R006	F3	SW002	L2
R007	F3	SW003	L2
R008	F3	SW004	M2
R009	F3	SW005	N2
R010	F3	SW006	J2
R011	E3	SW007	P2
R012	E3	VFD001	D3
R013	E3	VR001	B3

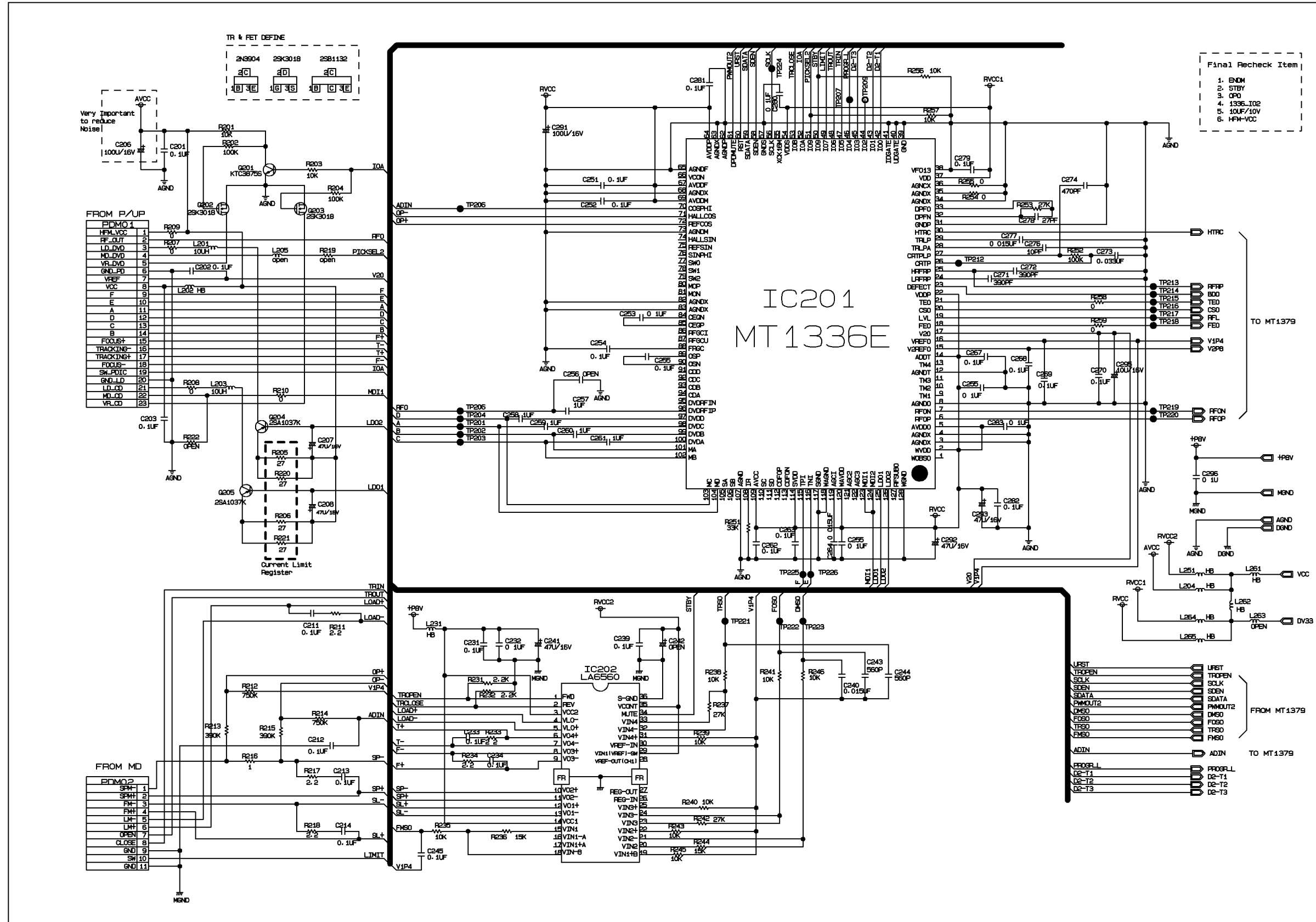


# □ DVD PART SCHEMATIC DIAGRAMS

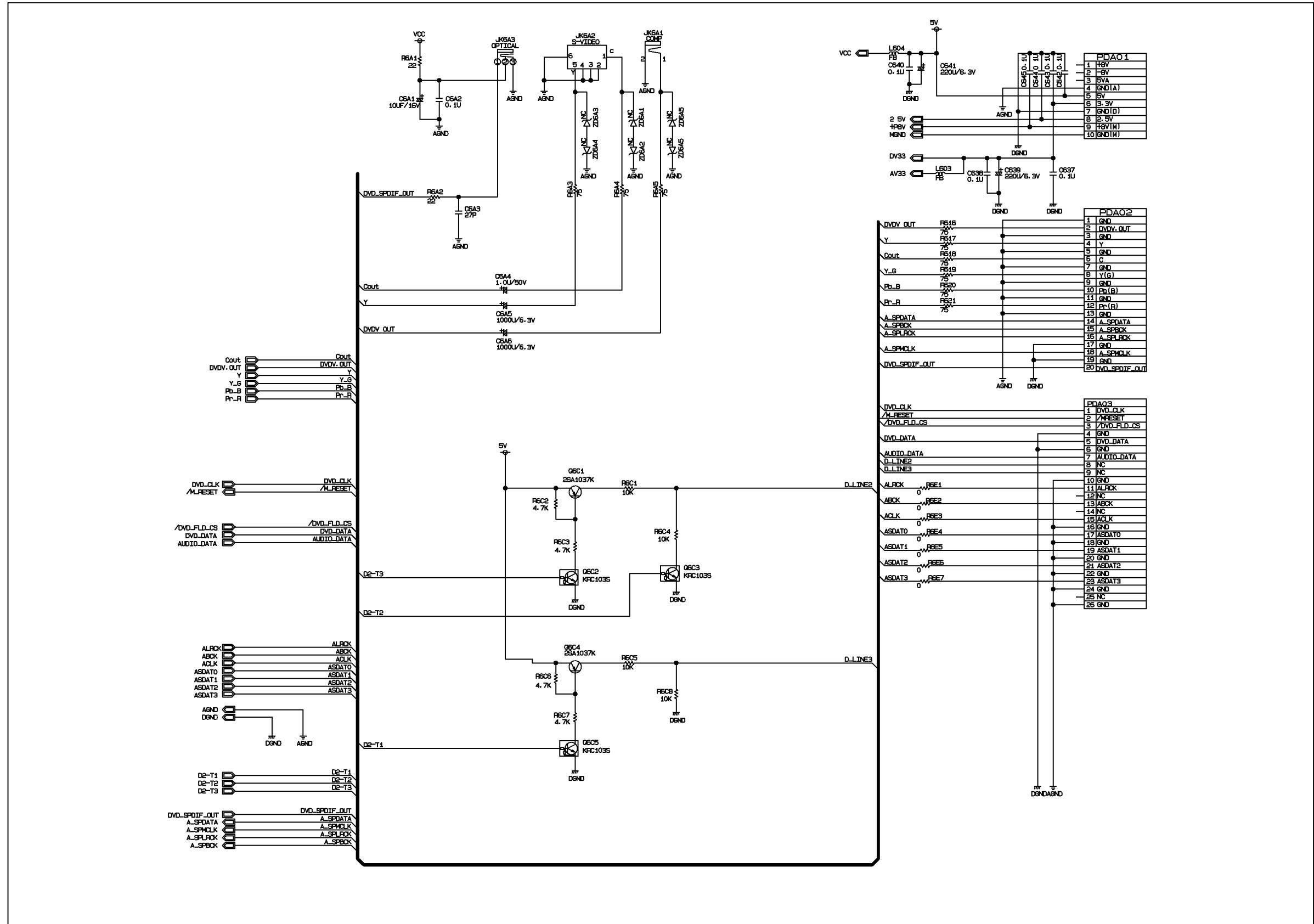
## • MPEG SCHEMATIC DIAGRAM



• SERVO SCHEMATIC DIAGRAM



• INTERFACE SCHEMATIC DIAGRAM




# VOLTAGE SHEET (IC&TR)

PIN	IC201(MT1388E)		IC202(MOTOR)		IC401(C84381)		IC402(AMP)		IC5C1(MM1623XFB)		IC501(MT1379)		IC502(SDRAM)		IC505(EEPROM)		IC510(BUFFER)	
	STOP	PLAY	STOP	PLAY	STOP	PLAY	STOP	PLAY	STOP	PLAY	STOP	PLAY	STOP	PLAY	STOP	PLAY	STOP	PLAY
1	1.03	2.99	0	0	3.28	3.29	5.52	5.49	5.09	5.08	1.22	1.22	3.27	3.28	0	0	0	0
2	5.11	5.08	0	0	3.28	3.28	5.52	5.48	2.43	2.42	0	0	1.18	1.26	0	0	2.59	2.55
3	0	0	8.04	8.01	0	1.65	5.51	5.47	5.09	5.08	0.96	0.9	1.1	1.52	0	0	0	0
4	0	0	0.12	0.06	1.63	1.64	0	0	1.45	0	2	2.06	0	0	0	0	2.59	2.56
5	5.11	5.07	0	0.06	1.64	1.65	5.51	5.48	0	0	0	1.51	0.66	1.07	3.28	3.29	0	0
6	0	1.95	3.64	3.69	1.59	1.61	5.51	5.48	1.45	1.69	1.48	1.47	0.85	1.12	3.28	3.29	3.24	3.23
7	0	0	3.62	3.61	0	0	5.52	5.47	0	0	0	1.56	3.27	3.28	0	0	0	0
8	0	0	3.64	3.53	3.28	0	12.03	12.03	2.47	2.46	3.2	1.52	0.51	0.97	3.28	3.29	0.14	0.08
9	5.11	0	3.6	3.76	3.28	3.29			0	0	0.12	0.06	3.06	0			0	0
10	5.11	5.08	3.62	2.43	0	0			1.14	1.76	0.12	0.06	0	0			0	0
11	5.11	5.08	3.63	4.85	5.01	5.01			0	0	3.25	3.25	0.06	0.98			0.15	0.09
12	0	0	3.62	3.72	2.31	2.31			2.42	2.42	1.41	1.49	3.18	0.87			0	0
13	5.11	0	3.64	3.57	4.96	0			5.09	5.08	1.41	1.41	3.27	3.28			0.15	0.08
14	5.11	5.08	8.04	8.01	1.42	2.41			2.43	2.42	0	0	2.94	2.56			5.19	5.19
15	2.84	2.81	1.45	1.48	2.4	2.39			0	0	1.42	1.42	0.47	0.42			0.14	0.09
16	1.45	1.43	0.27	1.39	0	0			2.49	2.47	3.3	0	2.93	3.01			5.25	5.24
17	2.08	2.07	0.29	1.32	5.11	5.09			0	0	2.53	2.53	3.21	3.22			0.15	0.08
18	1.37	1.42	1.45	1.43	2.41	2.41			2.48	2.47	1.42	2.27	2.87	2.95			5.23	5.23
19	0.69	2.3	1.45	1.43	2.43	2.43			0	0	1.42	1.39	0.15	1.32			0	0
20	2.4	0	1.45	0.82	0	0			1.18	2.3	0	0	0	0.05			5.25	5.25
21	2.35	0	1.45	1.43					1.76	2.17	2.61	2.58	3.09	1.32				
22	5.11	5.08	1.45	1.43					0	0	0.75	1.46	3.09	1.32				
23	0	0	1.47	1.37					1.76	2.24	2.83	1	3.09	1.32				
24	2.59	3.2	1.45	1.43					0	0	1.9	0.89	3.09	1.33				
25	0.19	1.88	1.45	1.43					0	0	1.72	0.39	3.27	3.29				
26	1.58	0	0.95	0.91					0	0	0.68	0.31	0	0				
27	2.56	3.13	0	0					0.06	0.05	2.84	3.16	0.15	1.36				
28	2	2.01	1.45	1.43					5.09	0	0	0	1.84	2.36				
29	2	2.06	5.15	5.11							2.85	0.66	1	2.32				
30	2.96	1.52	1.45	1.43							1.83	0.49	0.54	1.75				
31	0	0	1.45	1.43							0.91	1.39	0.06	0.06				
32	0.06	2.07	1.45	1.43							1.43	1.2	0.05	0.06				
33	0.07	2.07	1.46	1.45							1.51	1.57	0	0				
34	0	0	5.08	5.06							1.51	1.43	0.73	1.26				
35	0	0	5.15	5.11							3.3	3.29	1.48	1.55				
36	0	0	0	0							0.81	1.26	2.91	2.53				
37	5.13	0									1.45	1.02	0.07	0				
38	0	0									1.82	1.6	3.27	3.28				
39	0	0									1.2	1.5	1.06	1.05				
40	0	0									2	2.06	0.47	0.98				
41	0	0									2.17	1.95	0	0				
42	5.12	5.09									2.53	2.52	0	0.6				
43	5.12	5.09									1.96	1.9	1.12	1.24				
44	5.12	5.09									1.79	1.9	3.27	3.28				
45	5.12	5.09									0.8	1.72	1.21	0.99				
46	5.12	5.09									0.8	1.96	1.31	1.34				
47	0	0									0.8	1.84	0	0				
48	5.12	5.09									3.3	2.63	1.43	1.44				
49	5.12	0									0	0.13	0.88	1.01				
50	5.08	5.06									0	0.07	0	0				
51	5.09	5.07									0	0						
52	5.1	0									0	0						
53	0	0									0	0						
54	5.13	0									0	0						
55	0.09	0.2									3.25	3.27						
56	1.61	0									1.21	1.18						
57	0	0									0	0						
58	0	0									3.29	3.29						
59	0	0									0	0						
60	0	0									0	0						
61	3.28	0									2.59	2.57						
62	0	0									2.58	2.58						
63	0	0									0	0						
64	0	0									2.59	2.56						
65	0	0									3.29	3.29						
66	0.26	0									3.3	3.29						
67	5.12	5.08									3.29	3.29						
68	0	0									2.57	2.56						
69	5.12	0									5.19	5.18						
70	3.21	2.03									2.59	2.57						
71	3.46	2.2									0.12	0.08						
72	2.81	0									2.53	2.52						
73	0	0									2.59	2.57						
74	0.21	0.09									3.29	3.29						
75	0.22	0									2.61	2.61						
76	0	0.1									3.27	3.24						
77	0.21	0.09									0	0						
78	0.23	0.09									0.94	1.04						
79	0.21	0.08									0.78	1.06						
80	0.23	0.08									0.89	1.15						



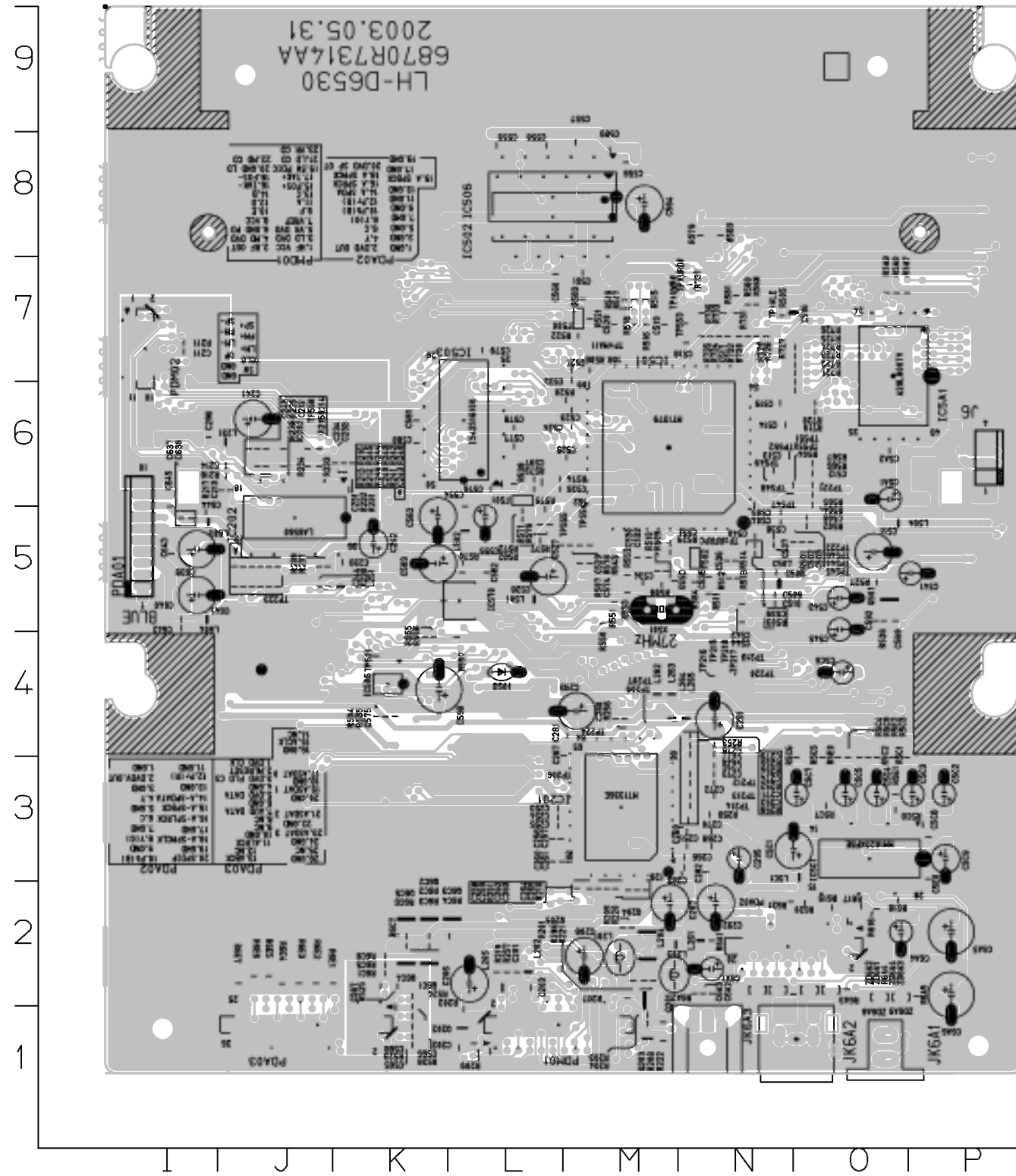
# PRINTED CIRCUIT DIAGRAM

## DVD P.C. BOARD(SOLDER SIDE)



TP201	E1
TP202	D1
TP203	D1
TP204	E1
TP205	E1
TP225	E1
TP226	E1
TP501	A7
TP502	A7
TP503	A7
TP504	A7
TP505	A7
TP506	A7
TP507	A7
TP508	A7
TP509	C7
TP510	B7
TP511	C7
TP512	C7
TP513	A7
TP514	B7
TP515	B7
TP516	B7
TP517	B7
TP518	B7
TP519	B7
TP520	B7
TP522	B6
TP523	B6
TP524	B7
TP525	F4
TP526	B7
TP527	F4
TP528	B7
TP530	B7
TP531	D5
TP532	D5
TP533	B7
TP535	B7
TP537	B6
TP539	B6
TP540	B6
TP541	B6
TP542	B6
TP559	E5

• DVD P.C. BOARD (COMPONENT SIDE)

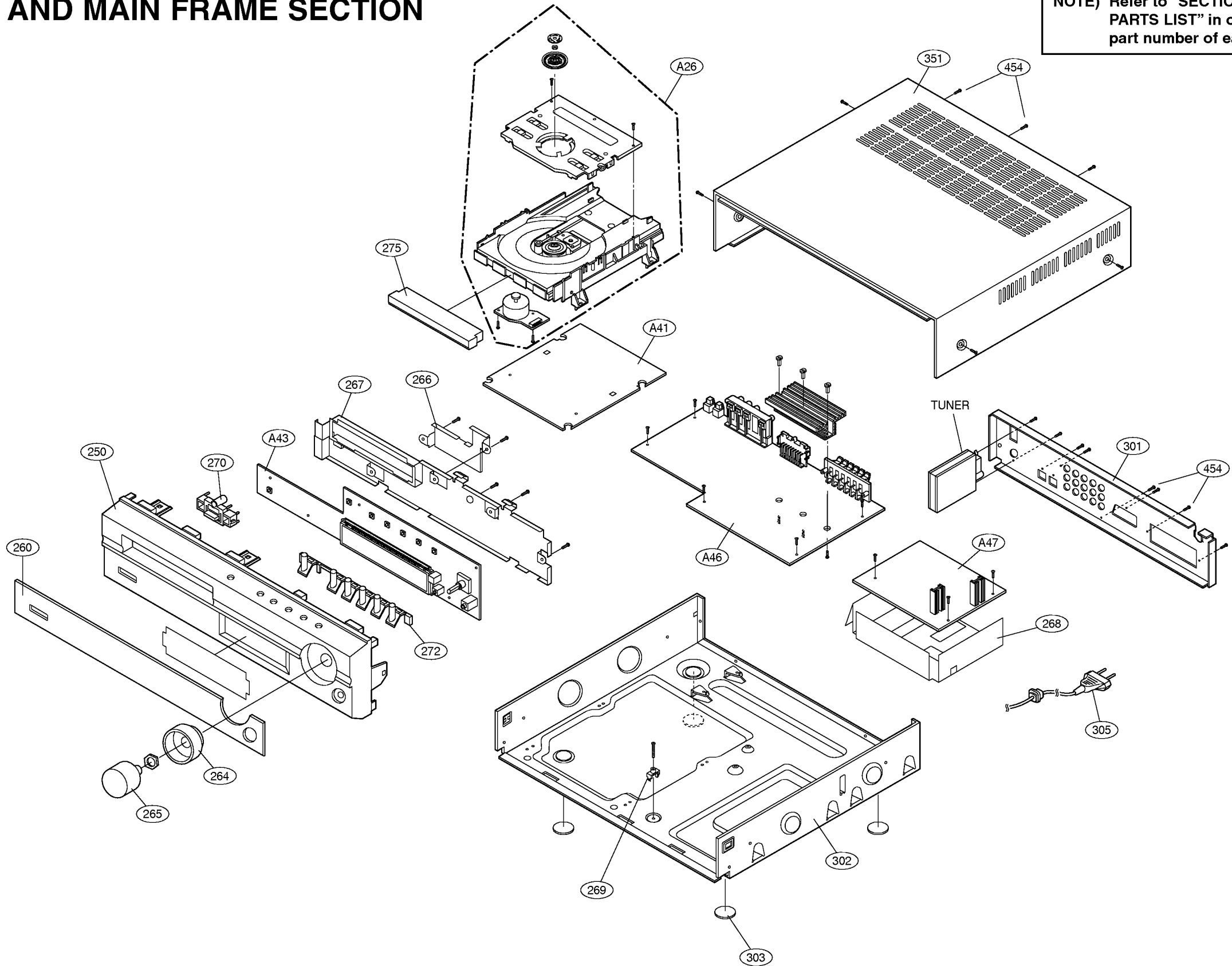


C201	L2	C504	N5	C577	L6	L205	L2	R239	J5	R567	O6	R720	O6
C202	L1	C505	N5	C578	L6	L231	J6	R240	J5	R568	N7	R721	O6
C203	L2	C506	O5	C579	L7	L251	K5	R241	J5	R569	N8	R722	O6
C206	L2	C507	N5	C580	K6	L261	N2	R242	J5	R570	L5	R723	O7
C207	M2	C508	N5	C581	K6	L262	M4	R243	J5	R571	L5	R724	O7
C208	M2	C509	N5	C582	L5	L263	M4	R244	J5	R572	L5	R725	O7
C211	I7	C510	N5	C583	K5	L264	M4	R245	J5	R573	L6	R726	O7
C212	J6	C511	O5	C589	M8	L265	N4	R246	J5	R574	L6	R727	N7
C213	J6	C512	O6	C592	O5	L501	L5	R251	M2	R575	L5	R728	N7
C214	J6	C513	N6	C597	L6	L502	L5	R252	N3	R576	L5	R729	N7
C231	K6	C514	N6	C598	K4	L504	O5	R253	N4	R577	L5	R730	N7
C232	J6	C515	N6	C5A1	O6	L5C1	O3	R254	N4	R578	M5	R731	N7
C233	J6	C516	O7	C5A2	O6	L603	I5	R255	N4	R579	N8	R732	N7
C234	J6	C517	N7	C5C1	O3	L604	I5	R256	M4	R580	N7	R733	N7
C239	K5	C518	N7	C5C2	P3	PDA01	I5	R257	L2	R581	N7	R734	N7
C240	J5	C519	M7	C5C3	P3	PDA02	N2	R258	N3	R582	L5	R735	N7
C241	J6	C520	M7	C5C4	O3	PDA03	J1	R259	N3	R583	M7	R736	N7
C242	K5	C521	M7	C5C5	O3	PDM01	L1	R501	O5	R584	N5	R737	N7
C243	J5	C522	M7	C5C6	O4	PDM02	I7	R502	O5	R5A7	O7	TP206	M3
C244	J5	C523	M6	C5C7	O3	Q201	M2	R503	N5	R5A8	O7	TP207	M4
C245	J6	C524	M6	C5C8	P3	Q202	L1	R504	O6	R5A9	O7	TP209	M4
C251	N3	C525	M6	C5C9	P3	Q203	M1	R505	N7	R5C1	O3	TP212	N3
C252	N3	C526	L6	C5E0	P3	Q204	M2	R506	M7	R5C2	O3	TP213	N3
C253	L3	C527	L5	C637	I5	Q205	M2	R507	M5	R5C3	O3	TP214	N3
C254	L3	C528	L5	C638	I5	Q501	O5	R508	M5	R5C4	O3	TP215	N4
C255	L3	C529	M5	C639	I5	Q6C1	K2	R509	M5	R5C5	O3	TP216	N4
C256	L3	C530	M5	C640	I5	Q6C2	K2	R510	M5	R5C6	O3	TP217	N4
C257	L3	C531	M5	C641	I5	Q6C3	L2	R511	N5	R5C7	O3	TP218	N4
C258	M2	C532	M5	C642	I5	Q6C4	K2	R512	N5	R5C8	O3	TP219	N4
C259	M2	C533	M5	C643	I5	Q6C5	K2	R513	N5	R5C9	O3	TP220	N4
C260	L3	C534	M5	C644	I5	R201	M2	R514	N5	R5E0	O3	TP221	O6
C261	L3	C535	N5	C645	I6	R202	L1	R515	M7	R5E1	O3	TP222	O5
C262	M2	C536	N5	C6A1	N2	R203	M1	R516	M7	R5E2	O3	TP223	J5
C263	M2	C537	N5	C6A2	N2	R204	M1	R517	M7	R616	O2	TP224	M4
C264	M2	C538	N5	C6A3	N2	R205	M2	R518	M7	R617	O2	TP521	K4
C265	M2	C539	N5	C6A4	O2	R206	M2	R519	M7	R618	O2	TP544	O5
C266	N3	C540	N5	C6A5	P2	R207	M2	R520	M6	R619	O2	TP545	O5
C267	M4	C541	P5	C6A6	P2	R208	M1	R521	M7	R620	O2	TP546	O5
C268	N3	C542	N5	D501	L4	R209	L1	R522	M7	R621	N2	TP547	N6
C269	N3	C543	O5	F500	M7	R210	M2	R523	K1	R6A1	N2	TP548	O6
C270	N3	C544	N5	F501	L6	R211	I7	R524	K2	R6A2	N2	TP549	N6
C271	N3	C545	O5	F502	N5	R212	J5	R525	K2	R6A3	O2	TP550	O6
C272	N3	C554	L6	IC201	M3	R213	J5	R526	O5	R6A4	O2	TP551	O6
C273	N3	C555	L5	IC202	J5	R214	J6	R527	O5	R6A5	P2	TP552	N6
C274	N3	C556	M8	IC501	M6	R215	J6	R528	K1	R6C1	K2	TP553	N7
C276	N3	C557	M8	IC502	L8	R216	J5	R529	M5	R6C2	K2	TP554	M5
C277	N3	C558	L8	IC503	L6	R217	J6	R534	K4	R6C3	K2	TP555	M5
C278	N4	C559	L8	IC505	K4	R218	J6	R535	K4	R6C4	L2	TP558	J6
C279	N4	C560	L7	IC506	L8	R219	L2	R539	L6	R6C5	K2	TP±ALE	N7
C280	M4	C561	M7	IC570	L5	R220	M2	R543	M5	R6C6	K2	TP±MA11	M7
C281	M4	C563	K5	IC5A1	O7	R221	M2	R550	M5	R6C7	K2	TP±RFRP	O5
C282	N3	C564	M8	IC5C1	O3	R222	M1	R551	M5	R6C8	K2	TP±URD#	N7
C283	N3	C565	K1	J6	P6	R231	K6	R552	M5	R6E1	K2	TP±UWR#	N7
C291	N4	C566	K1	JK6A1	O1	R232	K6	R553	M5	R6E2	J2	X501	M5
C292	N2	C567	K2	JK6A2	O1	R233	J6	R555	K4	R6E3	J2	ZD6A1	N2
C293	M4	C568	K1	JK6A3	N1	R234	J6	R556	K4	R6E4	J2	ZD6A2	N2
C295	N3	C569	O5	L201	M2	R235	J6	R557	L4	R6E5	J2	ZD6A3	O2
C296	I6	C574	M5	L202	L2	R236	J6	R564	O6	R6E6	J2	ZD6A4	O2
C502	O5	C575	K4	L203	M2	R237	J5	R565	O6	R6E7	J2	ZD6A5	O2
C503	O5	C576	L6	L204	M2	R238	J5	R566	O6	R719	O6	ZD6A6	O2

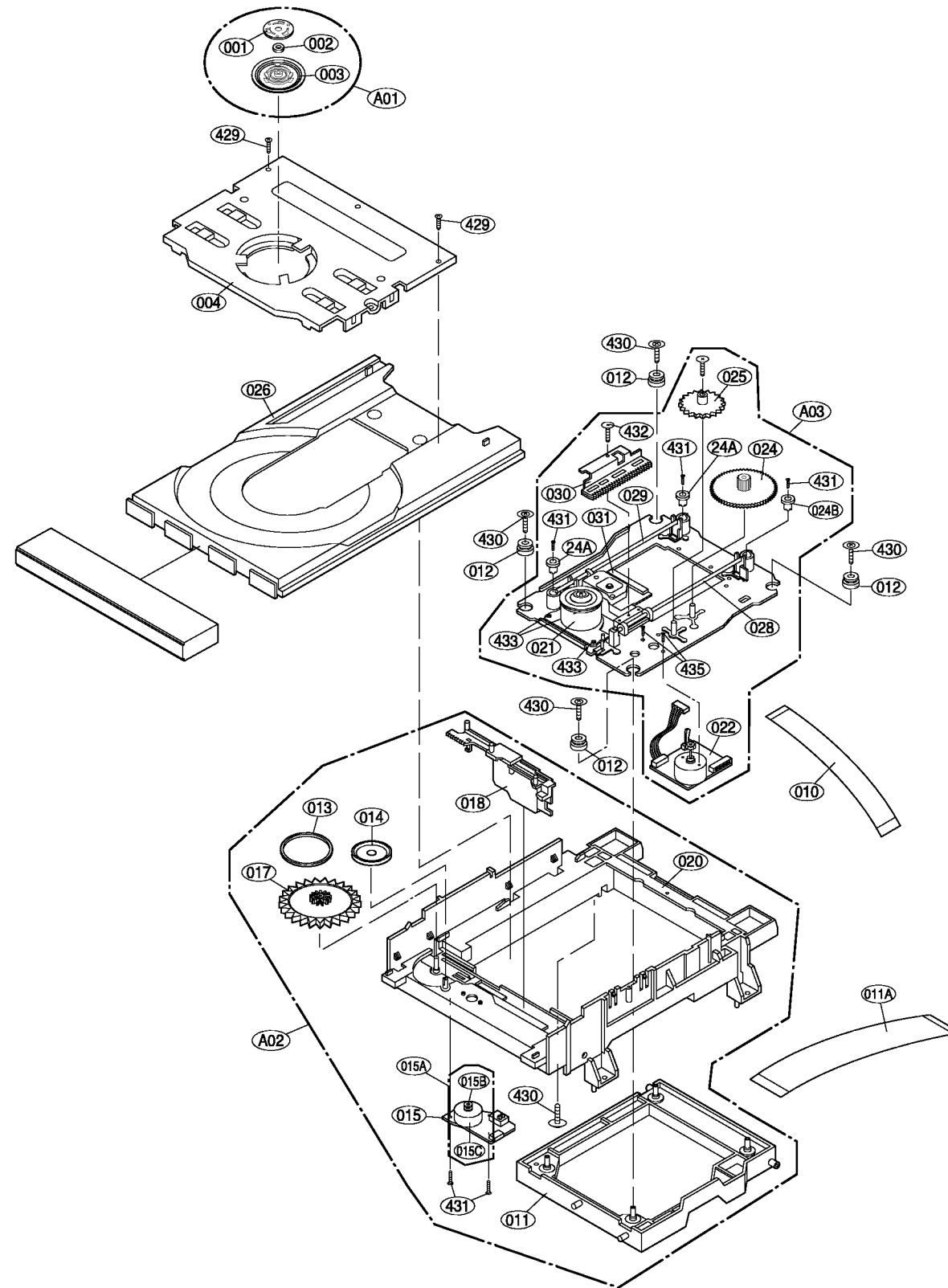
# SECTION 4. EXPLODED VIEWS

## CABINET AND MAIN FRAME SECTION

NOTE) Refer to "SECTION 6 REPLACEMENT PARTS LIST" in order to look for the part number of each part.

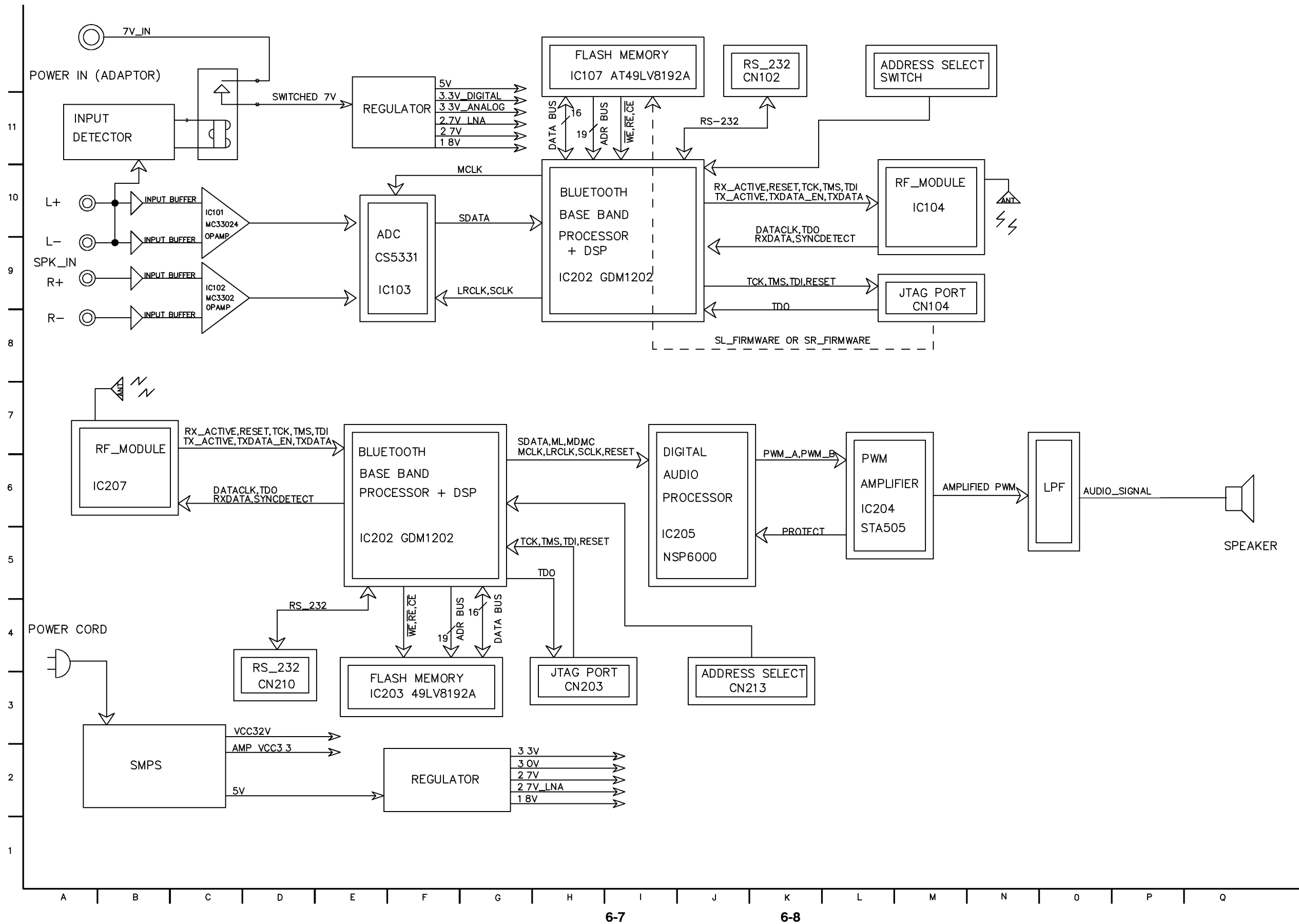


• DECK MECHANISM EXPLODED VIEW



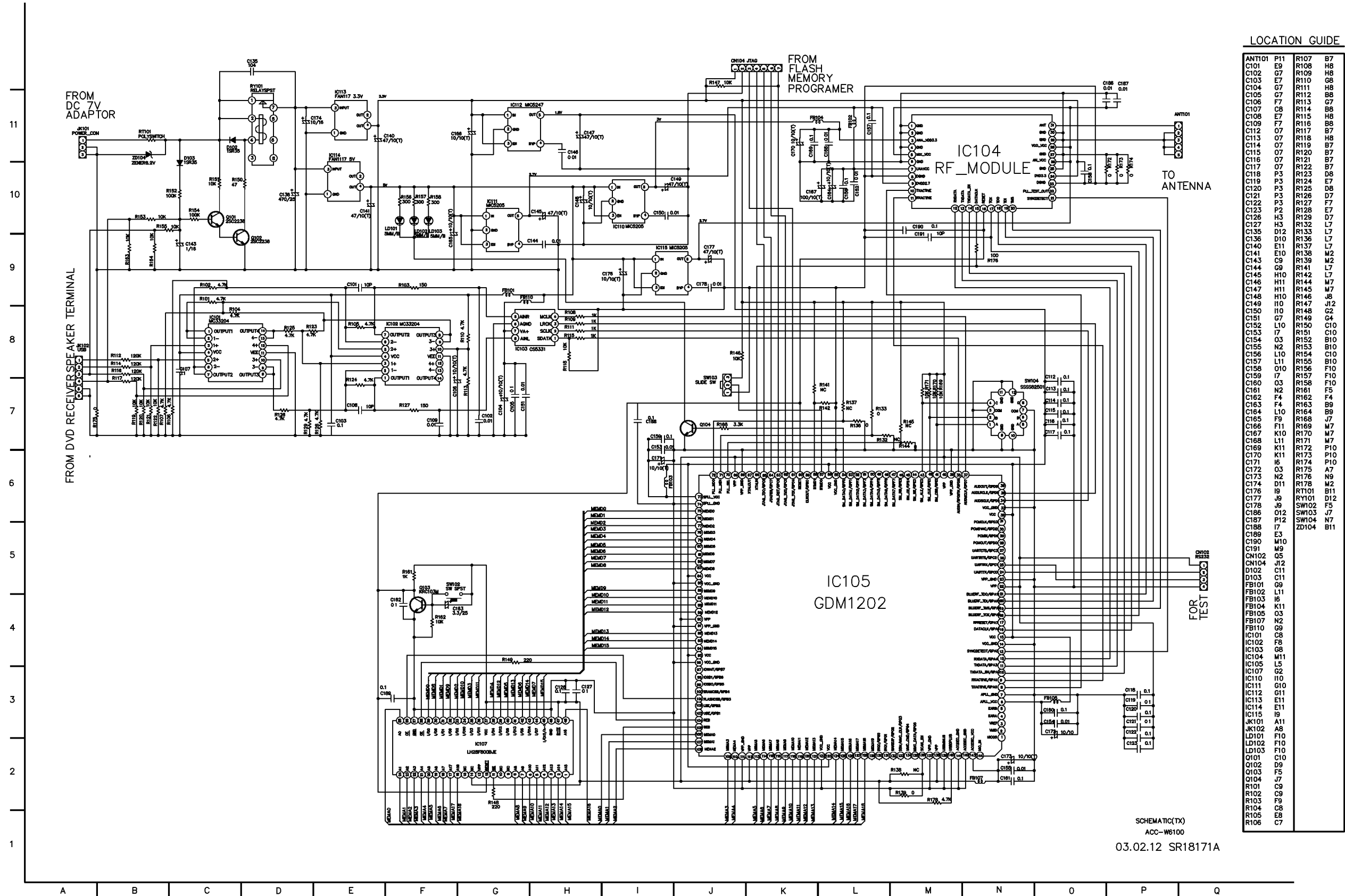
LOCA.NO.	PART NO	DESCRIPTION	SPECIFICATION
A26	6721RJ0381A	DECK ASSEMBLY,AUDIO	DECK/MECHA DP-7A-HZ
A01	4861R-0016D	CLAMP ASSEMBLY	DECK/MECHA DISC DP-7C(7A) -HZ
A02	3041R-M018A	BASE ASSEMBLY	MAIN DP-7A-HZ
A03	3041R-M016D	BASE ASSEMBLY	SLED DP-7A -HZ
001	3300R-0547A	PLATE	CLAMP
002	5016H-1016B	MAGNET	CLAMP(LDM-R608,10*5,1*1 5T)
003	4860R-0021A	CLAMP	UPPER DP7
004	4930R-0402A	HOLDER	CLAMP DP-7A
010	6850R-GK12A	CABLE,FLAT	P=1 0 FFC UL2896(0 05X0 65) 11
011	3210R-M002A	FRAME	UP/DOWN MOLD DP7C
011A	6850R-JW14B	CABLE,FLAT	P=1 0 FFC UL2896(0 035X0 7) 23
012	5040R-0075B	RUBBER	DAMPER DP7 (CHUNG PUNG 30)
012	5040R-0075D	RUBBER	DAMPER DP7 (YAMAUCHI 30)
013	4400R-0006B	BELT	DECK/MECHA DP2-5, DP7C,DP7A OT
014	4470R-0055A	GEAR	PULLEY
015	6871RJ4415A	PWB(PCB) ASSEMBLY,JACK(AUDIO)	PWB(PCB) TOTAL LOADING-HZ
015A	4681R-1023G	MOTOR ASSEMBLY	DECK/MECHA LOADING-HZ
015B	4560R-0008A	PULLEY	MOTOR
015C	4680HP2001A	MOTOR(MECH)	RF-300CH-11440(SHAFT 6 05L)M/C
015C	4680R-E009A	MOTOR(MECH)	FEEDING RF300EH-1D390 MABUCHI
015C	4680R-E010A	MOTOR(MECH)	FEEDING BCZ3B51 SANKYO FOR DP7
015C	4680HP2011A	MOTOR(MECH)	PC200DG-21651C JOHNSON LOADING
017	4470R-0056A	GEAR	LOADING
018	4974R-0023A	GUIDE	UP/DOWN
020	3040R-D001A	BASE	MAIN MOLD DP-7AUDIO
021	4680R-C011A	MOTOR(MECH)	SPINDLE JCL9B68 SANKYO FOR COM
022	4681R-0034D	MOTOR ASSEMBLY	DECK/MECHA FEEDING DP-7C(7A)
024	4470R-0131A	GEAR	PINION DP7C
024A	5006R-0044A	CAP	SKEW-T DP7C
024B	5006R-0043A	CAP	SKEW DP7C
025	4470R-0130A	GEAR	MIDDLE DP7C
026	3390R-0012A	TRAY	DISC(DP-5RM MULTI)
028	4370R-0082B	SHAFT	DECK/MECHA PU R DP-7C OTHER
029	4370R-0082A	SHAFT	PU DP-7C
030	4471R-0013D	GEAR ASSEMBLY	DECK/MECHA RACK DP-7C(7A) -HZ
031	6716DPH005A	PICK UP,DVD	PVR-502W MITSUMI PLAYER H/HIGH
429	1SZZR-0012A	SCREW,DRAWING	B-TITE
430	1SZZH-1003A	SCREW,DRAWING	+ D2 0 6MM SWRCH16A/NIY 4 5MM
430	1SZZH-1003A	SCREW,DRAWING	+ D2 0 6MM SWRCH16A/NIY 4 5MM
431	1SZZH-1007B	SCREW,DRAWING	+ D2 0 6MM SWRCH16A/ZNBK 4MM 1
431	1SZZH-1007B	SCREW,DRAWING	+ D2 0 6MM SWRCH16A/ZNBK 4MM 1
432	1SZZR-0023B	SCREW,DRAWING	+ 1 D1 7 L6 0 SWRCH16A/FZY RAC
433	1SZZR-0050A	SCREW,DRAWING	+ 1 D2.0 L4 5 SWRCH16A/ZNY S-T
435	1SZZR-0011A	SCREW,DRAWING	MACHINE

# □ BLOCK DIAGRAM



# □ SCHEMATIC DIAGRAMS

## • SCHEMATIC DIAGRAM (ACC-W5100)

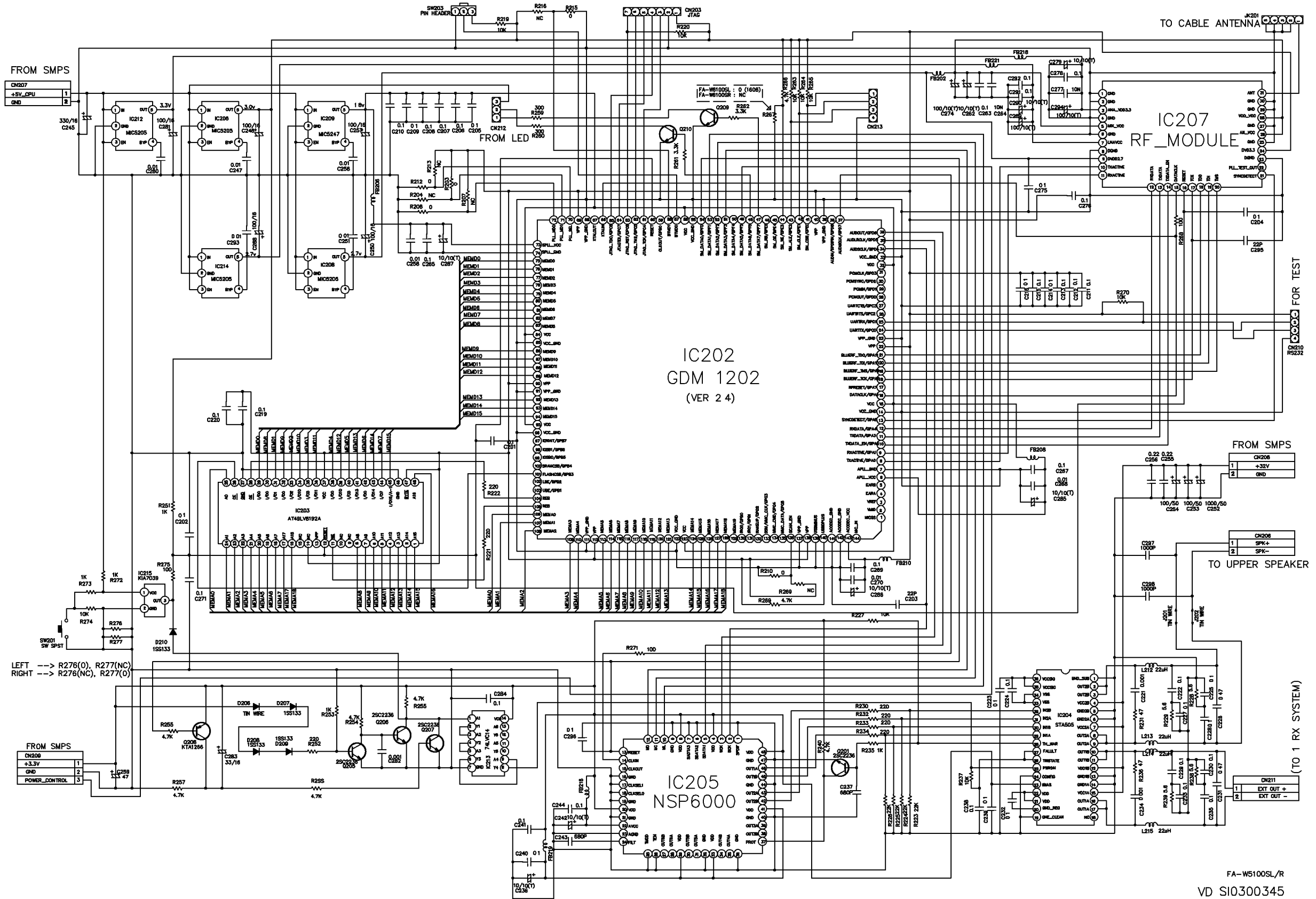


LOCATION GUIDE

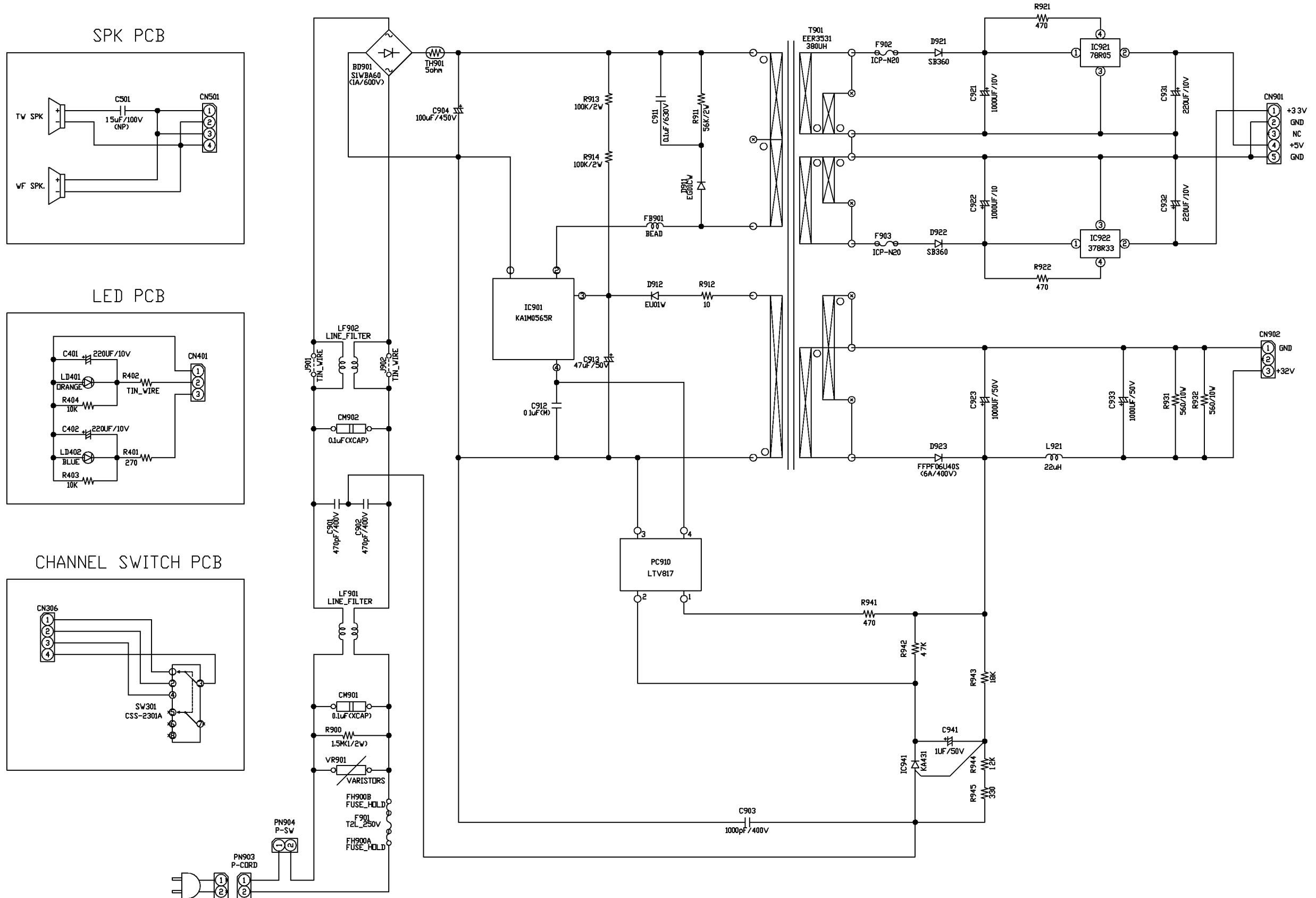
ANT101	P11	R107	B7
C101	E9	R108	H6
C102	G7	R109	H8
C103	E7	R110	G8
C104	G7	R111	H8
C105	G7	R112	B8
C106	F7	R113	G7
C107	C8	R114	B8
C108	E7	R115	H8
C109	F7	R116	B8
C110	G7	R117	B7
C111	G7	R118	H8
C112	G7	R119	B7
C113	G7	R120	B7
C114	G7	R121	B7
C115	G7	R122	B7
C116	G7	R123	D8
C117	H3	R124	E7
C118	H3	R125	D8
C119	P3	R126	F7
C120	P3	R127	D7
C121	P3	R128	E7
C122	P3	R129	D7
C123	P2	R130	E7
C124	H3	R131	F7
C125	H3	R132	F7
C126	H3	R133	L7
C127	H3	R134	L7
C128	D10	R135	L7
C129	D10	R136	L7
C130	E11	R137	L7
C131	E10	R138	M2
C132	C9	R139	M2
C133	C9	R140	L7
C134	H10	R141	L7
C135	H10	R142	L7
C136	H11	R143	M7
C137	H10	R144	M7
C138	H10	R145	J8
C139	H10	R146	J8
C140	H10	R147	J12
C141	H10	R148	G2
C142	H10	R149	G4
C143	L10	R150	C10
C144	L10	R151	C10
C145	L10	R152	B10
C146	L10	R153	B10
C147	L10	R154	C10
C148	L11	R155	B10
C149	L10	R156	F10
C150	L10	R157	F10
C151	L10	R158	F10
C152	L10	R159	F10
C153	L10	R160	F10
C154	L10	R161	F5
C155	L10	R162	F4
C156	L10	R163	B9
C157	L10	R164	B9
C158	L10	R165	B9
C159	L10	R166	J7
C160	L10	R167	M7
C161	L10	R168	M7
C162	L10	R169	M7
C163	L10	R170	M7
C164	L10	R171	M7
C165	L10	R172	P10
C166	L10	R173	P10
C167	L10	R174	P10
C168	L10	R175	A7
C169	L10	R176	N9
C170	L10	R177	M2
C171	L10	R178	M2
C172	L10	R179	M2
C173	L10	R180	M2
C174	L10	R181	B11
C175	L10	R182	B11
C176	L10	R183	B11
C177	L10	R184	B11
C178	L10	R185	B11
C179	L10	R186	B11
C180	L10	R187	B11
C181	L10	R188	B11
C182	L10	R189	B11
C183	L10	R190	B11
C184	L10	R191	B11
C185	L10	R192	B11
C186	L10	R193	B11
C187	L10	R194	B11
C188	L10	R195	B11
C189	L10	R196	B11
C190	L10	R197	B11
C191	L10	R198	B11
C192	L10	R199	B11
C193	L10	R200	B11

SCHEMATIC(TX)  
ACC-W5100  
03.02.12 SR18171A

• SCHEMATIC DIAGRAM (FA-W5100)

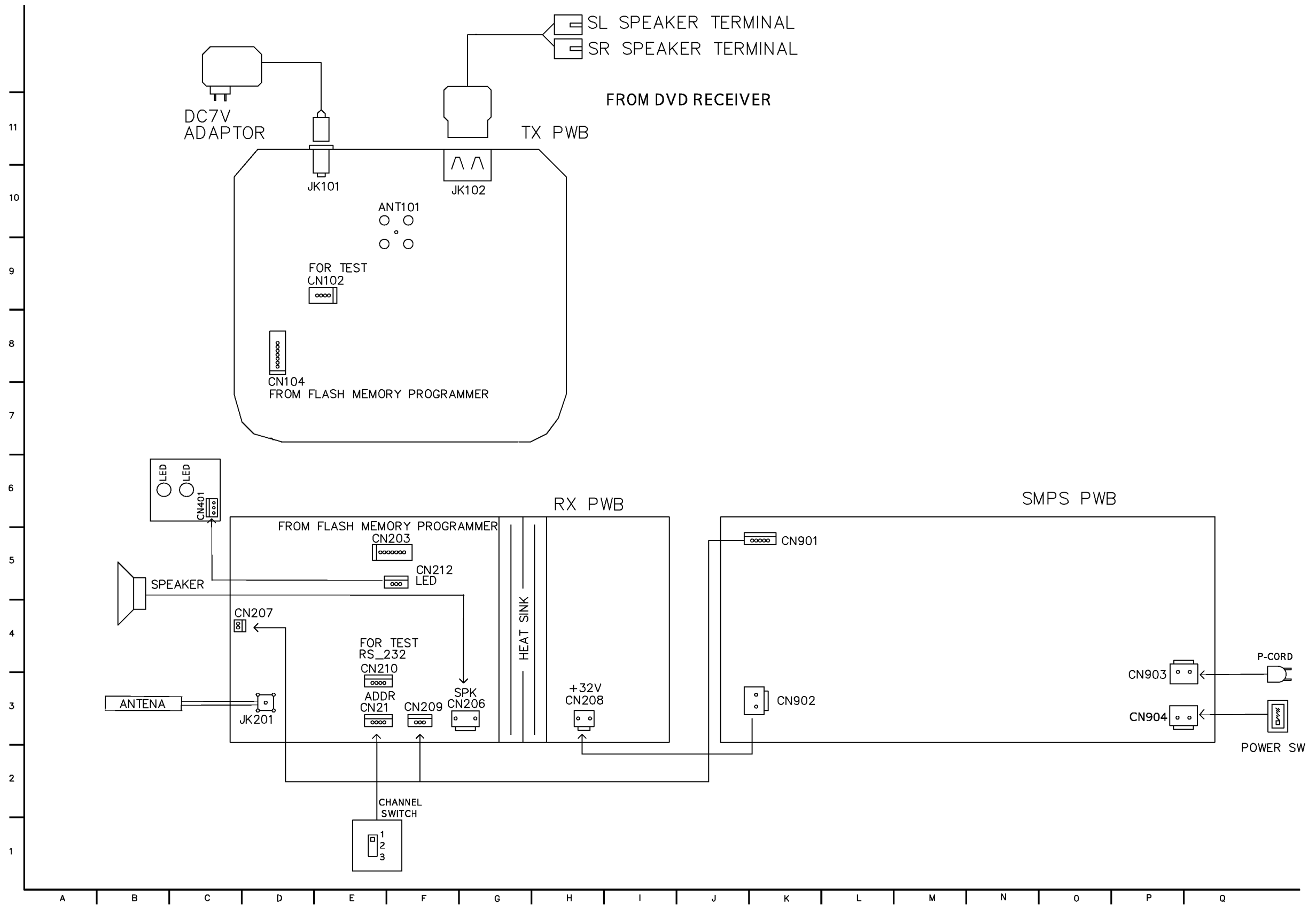


• SMPS SCHEMATIC DIAGRAM (FA-W5100)



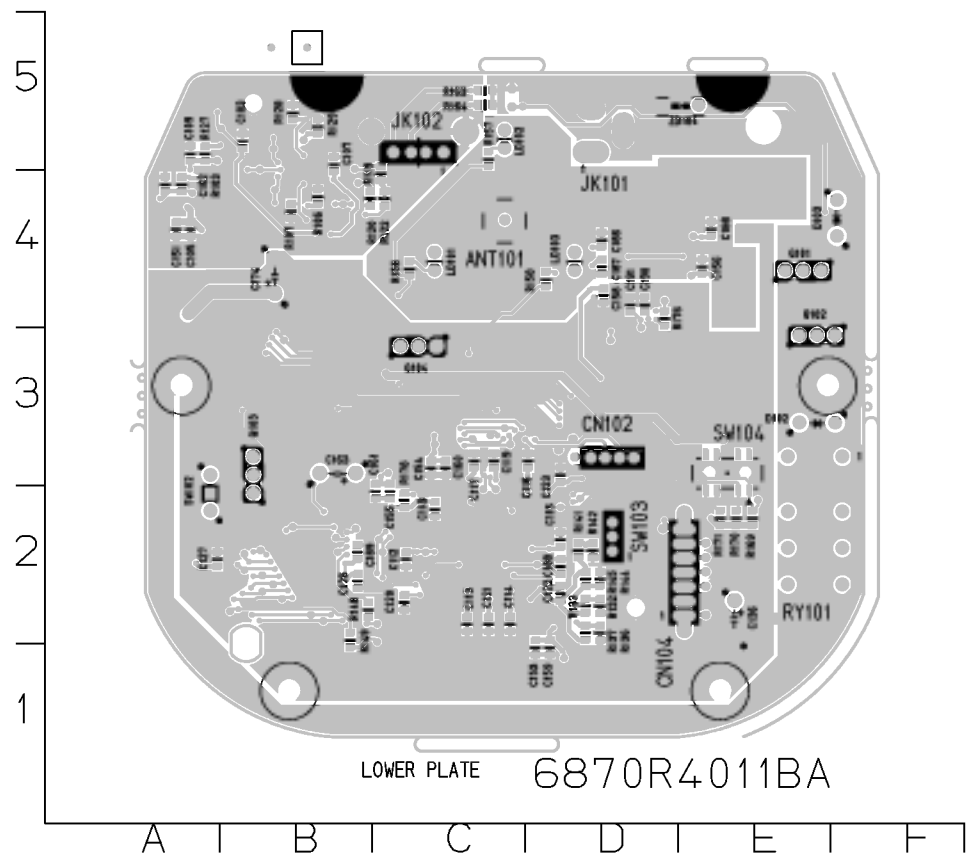


# WIRING DIAGRAM

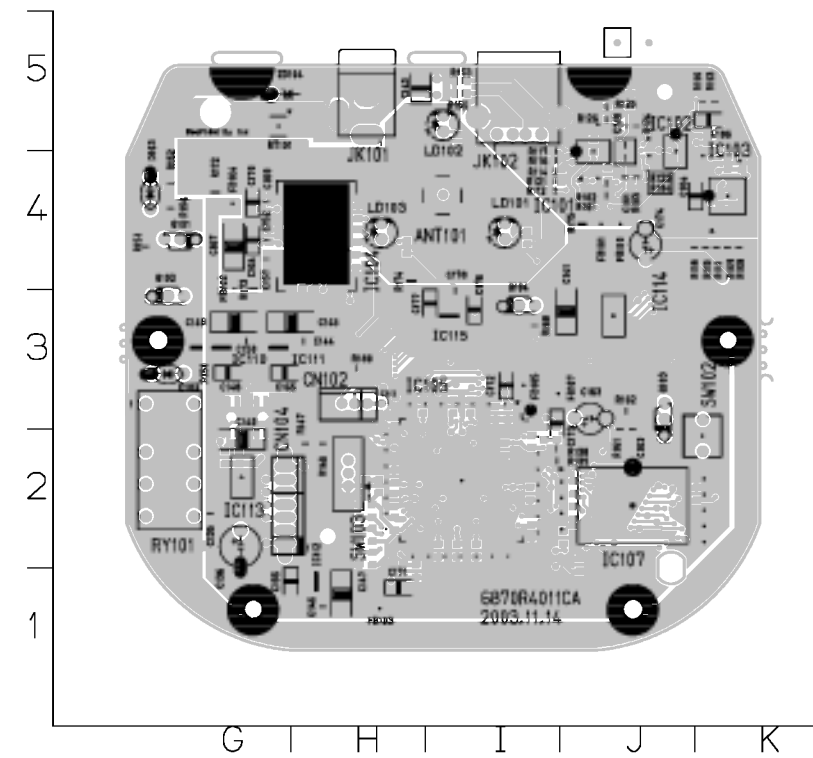


# PRINTED CIRCUIT DIAGRAM

## ACC-W5100 P.C. BOARD

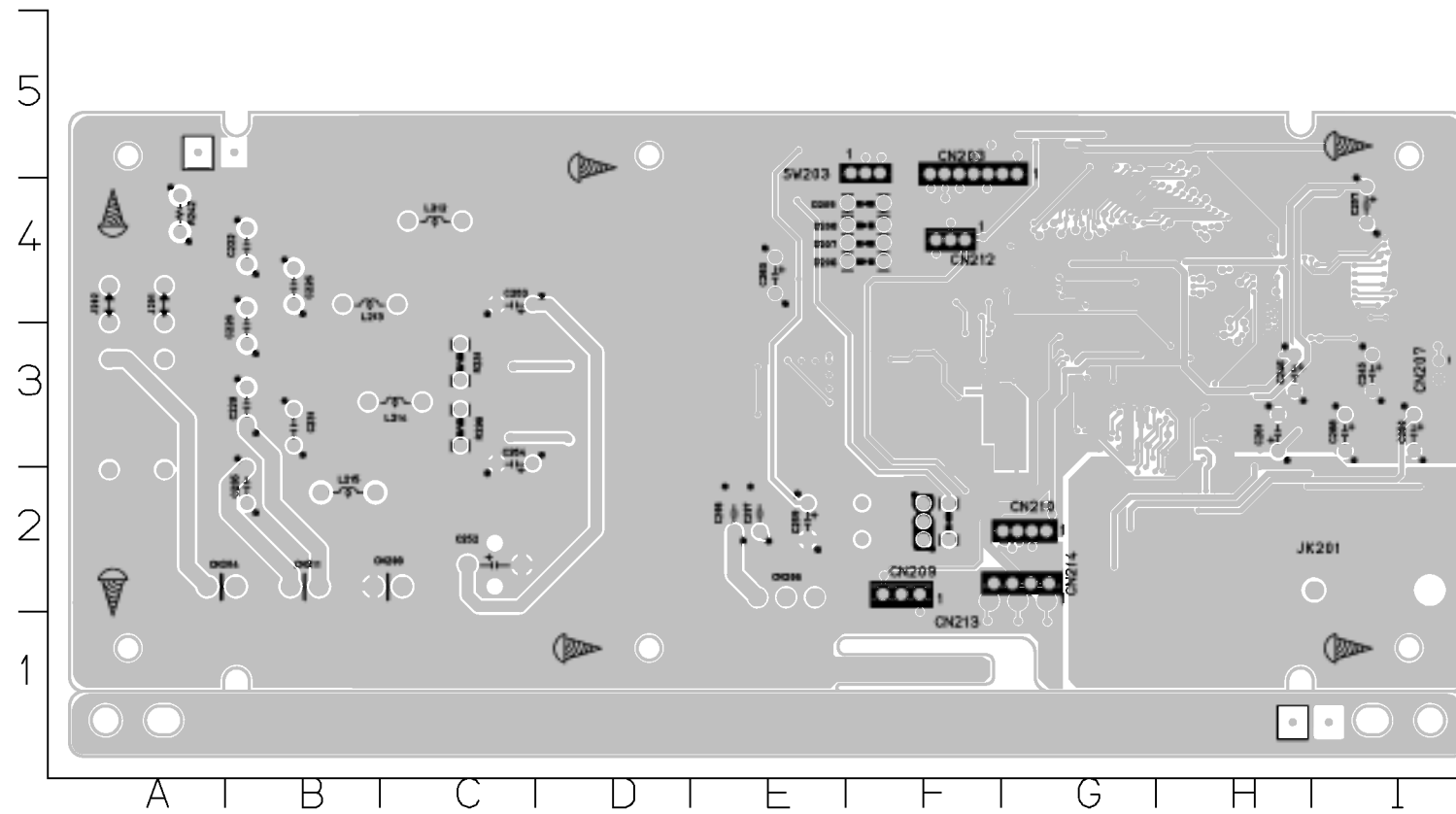


C102	A4	C190	D4
C103	B5	C191	D4
C105	A4	R103	A4
C107	B5	R106	B4
C109	A5	R107	B4
C112	C2	R119	C4
C113	C2	R120	B4
C114	C2	R122	C4
C115	D2	R127	A5
C116	D3	R128	B5
C117	C3	R129	B5
C118	C2	R132	D2
C119	C3	R133	D2
C120	C2	R136	D2
C121	C2	R137	D2
C122	D2	R141	D2
C123	D3	R142	D2
C126	B2	R144	D2
C127	A2	R145	D2
C151	A4	R148	B2
C153	D1	R149	B2
C154	C3	R156	C4
C155	C2	R157	C5
C156	E4	R158	D4
C158	D4	R163	C5
C159	D1	R164	C5
C160	C3	R169	E2
C161	C2	R170	E2
C168	E4	R171	E2
C186	D4	R176	D4
C187	D4	R178	C2
C188	D2	SW104	E3
C189	B2		



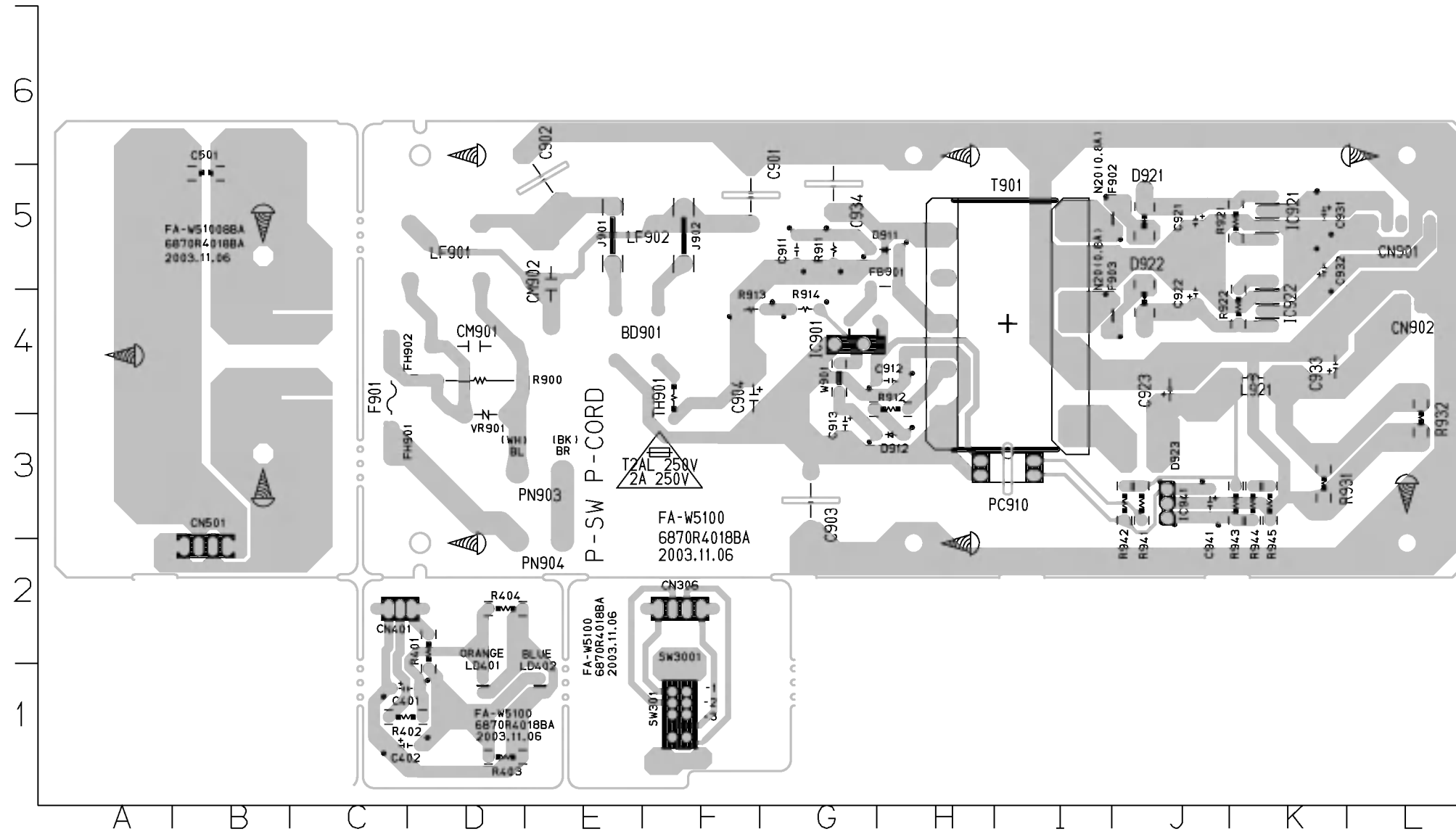
ANT101	I4	C171	H1	IC114	J3	R124	J5
C101	J4	C172	I3	IC115	I3	R125	J5
C104	K4	C173	I3	JK101	H5	R126	J5
C106	K5	C174	J4	JK102	I5	R138	I2
C108	J5	C176	I3	LD101	I4	R139	I2
C111	H3	C177	I3	LD102	I5	R146	H2
C135	G2	C178	I3	LD103	H4	R147	H2
C136	G2	CN102	H3	Q101	G4	R150	G3
C140	G2	CN104	G2	Q102	G3	R151	F4
C141	J3	D102	G3	Q103	J3	R152	G4
C143	H5	D103	F4	Q104	I3	R153	I5
C144	H3	FB101	J4	R101	J4	R154	G4
C145	H3	FB102	G4	R102	J4	R155	I5
C146	H1	FB103	H1	R104	J4	R161	J2
C147	H1	FB104	G4	R105	J4	R162	J3
C148	G3	FB105	I3	R108	K4	R168	I3
C149	G3	FB107	I3	R109	K4	R172	G4
C150	G3	FB110	J4	R110	K5	R173	G4
C152	G4	IC101	J4	R111	K4	R174	H4
C157	G4	IC102	J4	R112	I4	R175	J4
C162	J2	IC103	K4	R113	K5	R180	H3
C163	J3	IC104	H4	R114	I4	RT101	G5
C164	G4	IC105	I2	R115	K4	RY101	G3
C165	G3	IC107	J2	R116	I4	SW102	K2
C166	H1	IC110	G3	R117	I4	SW103	H2
C167	G4	IC111	G3	R118	K4	ZD104	G5
C169	G4	IC112	H1	R121	I4		
C170	G4	IC113	G2	R123	J5		

• FA-W5100SL/SR MAIN P.C. BOARD



C201	G4	C256	D3	D207	F4	R223	E3
C202	H4	C257	I4	D208	F4	R224	E3
C203	G3	C258	I4	D209	F4	R225	E3
C204	H2	C259	E2	D210	F2	R226	E3
C205	G3	C262	I2	FB202	I3	R227	E3
C206	G3	C263	H2	FB206	G5	R228	A3
C207	G4	C264	H2	FB208	H3	R229	A4
C208	G4	C265	G4	FB210	H3	R230	F3
C209	H4	C266	G4	FB216	F3	R231	C3
C210	H4	C267	H3	FB218	H3	R232	F3
C211	H4	C268	H3	FB219	F2	R233	F3
C212	H3	C269	H3	FB221	I3	R234	F3
C213	G3	C270	H3	FB225	F3	R235	E3
C214	G4	C271	F2	IC202	G4	R236	C3
C215	G3	C274	I2	IC203	I4	R237	E3
C216	G4	C275	G2	IC204	D3	R238	A2
C219	I4	C276	H2	IC205	F3	R239	A3
C220	I4	C277	G2	IC206	I3	R240	F3
C221	C3	C278	G2	IC207	H2	R242	A4
C222	B4	C279	G2	IC208	I3	R251	F2
C223	E3	C280	I3	IC209	I4	R252	E4
C224	E3	C281	H3	IC212	I3	R253	E4
C225	A3	C282	E4	IC213	E4	R254	E4
C226	B4	C283	E4	IC214	I3	R255	E4
C227	A4	C284	E5	IC215	F2	R256	F4
C228	B3	C285	H3	JK201	I2	R257	E4
C229	B3	C286	H3	L212	C4	R258	E4
C230	A2	C287	G4	L213	B4	R259	F4
C231	B3	C288	I3	L214	C3	R260	F4
C232	E3	C289	G2	L215	B2	R261	F4
C233	A3	C290	G2	Q201	E3	R262	F4
C234	C3	C291	G2	Q205	E4	R263	G3
C235	B2	C292	G2	Q206	E4	R264	G3
C236	F2	C293	I3	Q207	E4	R265	G3
C237	E3	C294	G2	Q208	E4	R266	G3
C238	E3	C295	H2	Q209	F4	R267	F3
C239	E3	C296	F3	Q210	F4	R268	H3
C240	F3	C297	E2	R203	G5	R269	H3
C241	F3	C298	E2	R204	G5	R270	G2
C242	G3	CN203	G5	R207	G5	R271	G3
C243	F3	CN204	A2	R208	H5	R272	F2
C244	F3	CN206	E2	R209	F4	R273	F2
C245	I3	CN207	I3	R210	F4	R274	F2
C246	H3	CN208	C2	R212	G5	R275	F2
C247	I3	CN209	F2	R213	G5	R276	H1
C250	I3	CN210	G2	R215	F4	R277	H1
C251	I3	CN211	B2	R216	F4	RY201	A2
C252	C2	CN212	F4	R219	F5	SW201	F2
C253	C4	CN213	G2	R220	G5	SW203	F5
C254	C3	CN214	G2	R221	H4		
C255	D3	D206	F4	R222	H4		

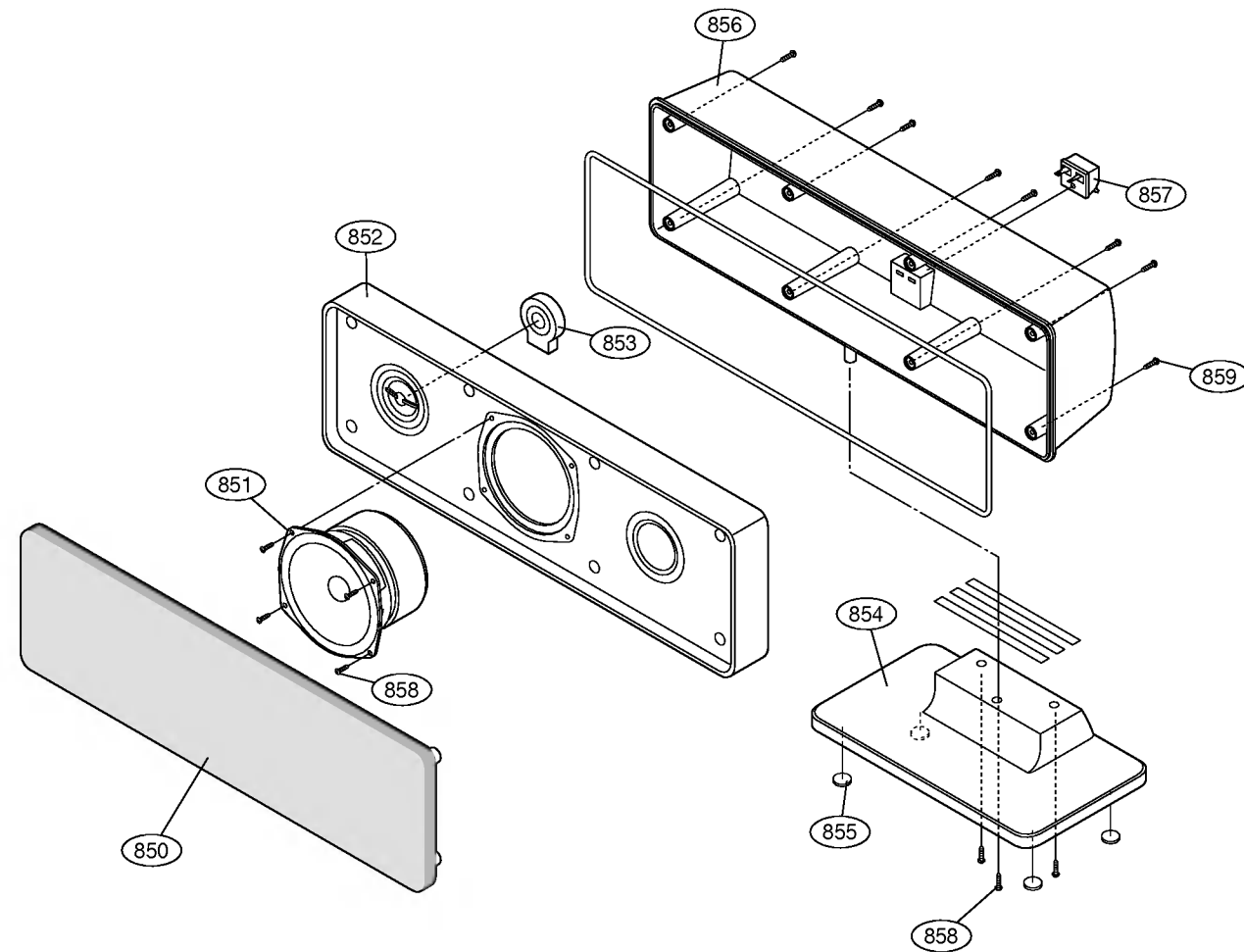
• FA-W5100SL/SR SMPS P.C. BOARD



BD901	E4	FH902	C4
C401	B1	IC901	G4
C402	B1	IC921	K5
C501	B5	IC922	K4
C901	F5	IC941	J3
C902	E5	L921	K4
C903	G3	LD401	B1
C904	F4	LD402	C1
C911	G5	LF901	D5
C912	H4	LF902	F5
C913	G3	PC910	I3
C921	J5	PN903	E3
C922	J4	PN904	E2
C923	J4	R401	B2
C931	K5	R402	B1
C932	K5	R403	C1
C933	K4	R404	C2
C934	G5	R900	D4
C941	J3	R911	G5
CM901	D4	R912	H4
CM902	E5	R913	F4
CN306	F2	R914	G4
CN401	B2	R921	K5
CN501	B2	R922	K4
CN901	L5	R931	K3
CN902	L4	R932	L3
D911	H5	R941	J3
D912	H3	R942	J3
D921	J5	R943	K3
D922	J4	R944	K3
D923	J3	R945	K3
F902	J5	SW301	F1
F903	J4	T901	I4
FH901	H5	TH901	F4
FH901	C3	VR901	D3

## □ SPEAKER EXPLODED VIEWS

- Center Speaker  
MODEL: LHS-5100CV

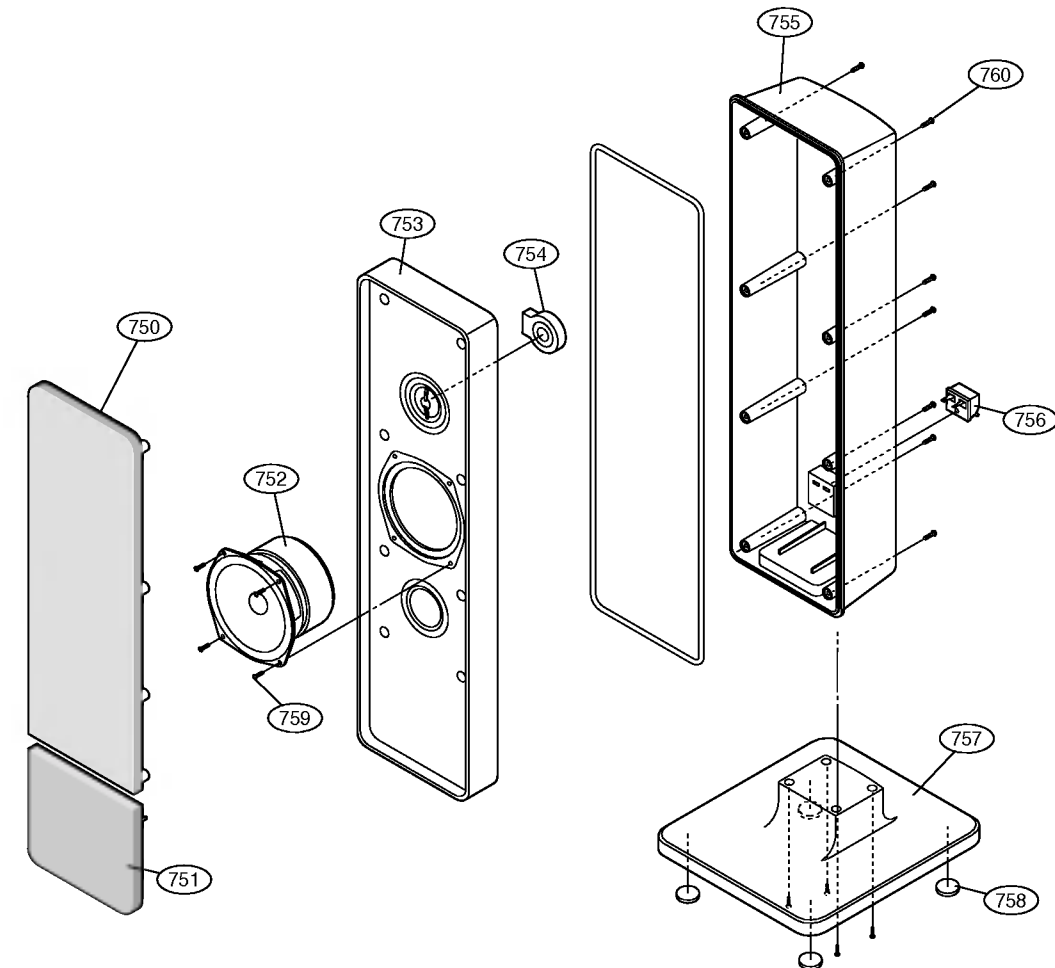


NSP :Non SVC Parts

RUN DATA : 12-FEB.-04

LOCA.NO.	PART NO	DESCRIPTION	SPECIFICATION	REMARKS
850	3701RM0087A	NET ASSEMBLY	SPK LHS-5100C NET ASSY	NSP
851	6400WETC02A	SPEAKER,WOOFER	06N39EHC1319B EAW WOOFER 8OHM	
852	3720RMM011A	PANEL,AUDIO	SPK LHS-W5100C MOLD FRONT	NSP
853	6400DBHX01A	SPEAKER,TWEETER	SN11AP06D BALHAE TWEETER(DOME)	
854	3040RMP015A	BASE	LHS-W5100C MOLD STAND HIPS	
855	3610RM0030A	FOOT	SPK LHS-5100C OTHER PHI16*3T H	
856	3110RMP040A	CASE	LHS-W5100C MOLD REAR HIPS	NSP
857	6871RU9298A	PWB(PCB) ASSEMBLY,SUBSET(AUDIO	LHS-5100 2P TERMINAL + 1 5UF	
858	353M050M	SCREW,DRAWING	+ 2 D3 5 L10 0 MSWR3/FZY	
859	353M050N	SCREW,DRAWING	+ 1 D3 5 L14 0 FZMY2 FBK	
860	6871RU9250J	PWB(PCB) ASSEMBLY,SUBSET(AUDIO	FE-6100C CENTER WIRE (5M) C/CH	
A800	6401RM0089A	SPEAKER ASSEMBLY	06N39EHC1319B EAW LHS-5100W	

- Satellite Speaker  
MODEL: LHS-5100T

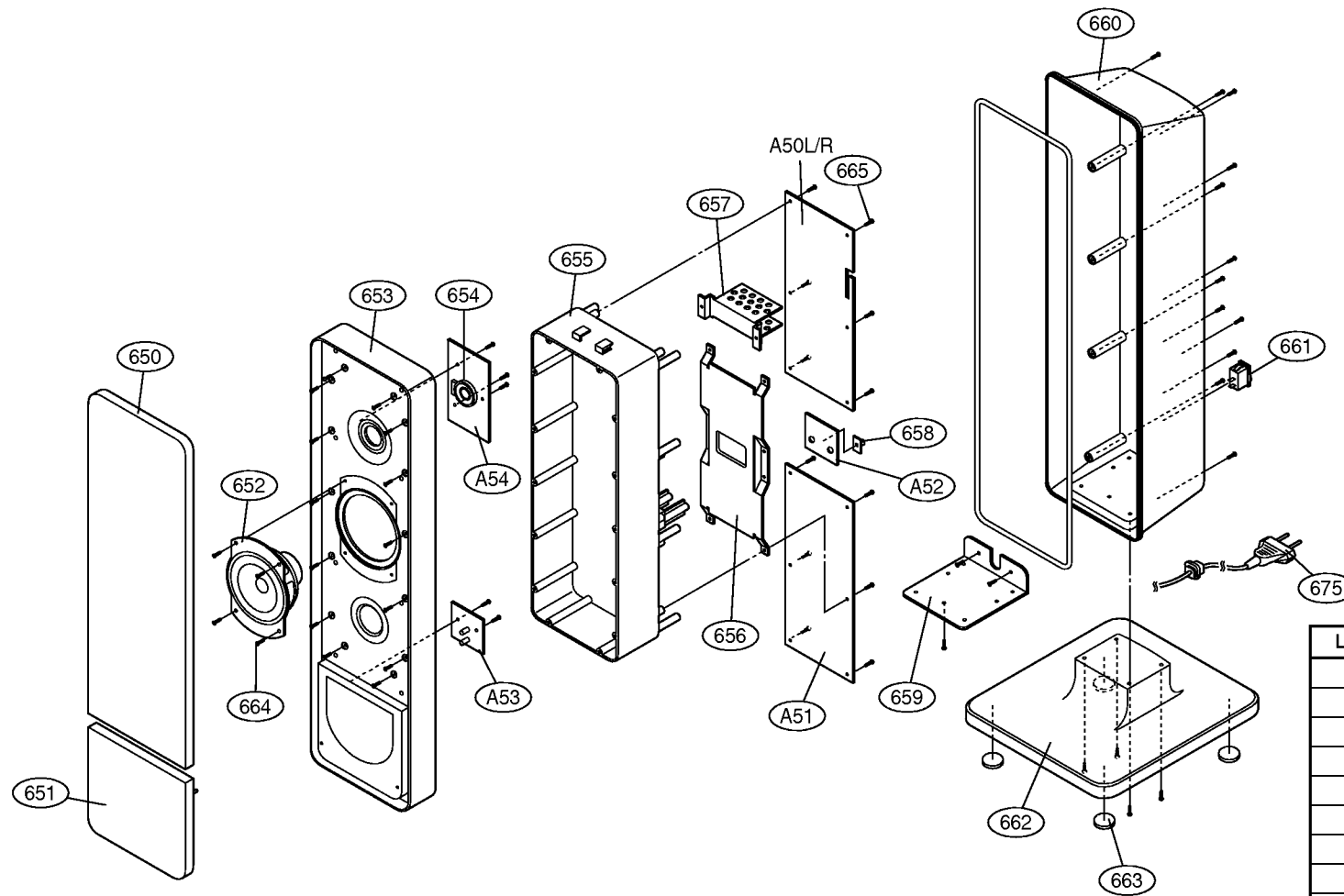


NSP :Non SVC Parts

RUN DATA : 12-FEB.-04

LOCA.NO.	PART NO	DESCRIPTION	SPECIFICATION	REMARKS
750	3701RM0086A	NET ASSEMBLY	SPK LHS-5100T NET ASSY	NSP
751	3790RMD001C	WINDOW,DECO	SPK LHS-5100T MOLD ACRYL SILK	NSP
752	6400WETC02A	SPEAKER,WOOFER	06N39EHC1319B EAW WOOFER 8OHM	
753	3720RMM012A	PANEL,AUDIO	SPK LHS-W5100T MOLD FRONT HIPS	NSP
754	6400DBHX01A	SPEAKER,TWEETER	SN11AP06D BALHAE TWEETER(DOME)	
755	3110RMP041A	CASE	LHS-W5100T MOLD REAR HIPS	NSP
756	6871RU9298A	PWB(PCB) ASSEMBLY,SUBSET(AUDIO	LHS-5100 2P TERMINAL + 1 5UF	
757	3040RMP017A	BASE	LHS-W5100T MOLD STAND HIPS	
758	3610RM0004A	FOOT	RUBBER FE-197E/198AWE PHI 10 X	
759	353M050M	SCREW,DRAWING	+ 2 D3 5 L10 0 MSWR3/FZY	
760	353M050N	SCREW,DRAWING	+ 1 D3 5 L14 0 FZMY2 FBK	
A700	6401RM0087A	SPEAKER ASSEMBLY	06N39EHC1319B EAW LHS-5100T	
ACCESSORY	6871RU9250G	PWB(PCB) ASSEMBLY,SUBSET(AUDIO	FE-6100 FRONT WIRE (5M) R/CH R	
ACCESSORY	6871RU9250H	PWB(PCB) ASSEMBLY,SUBSET(AUDIO	FE-6100 FRONT WIRE (5M) L/CH W	

**MODEL: FA-W5100SL  
FA-W5100SR**

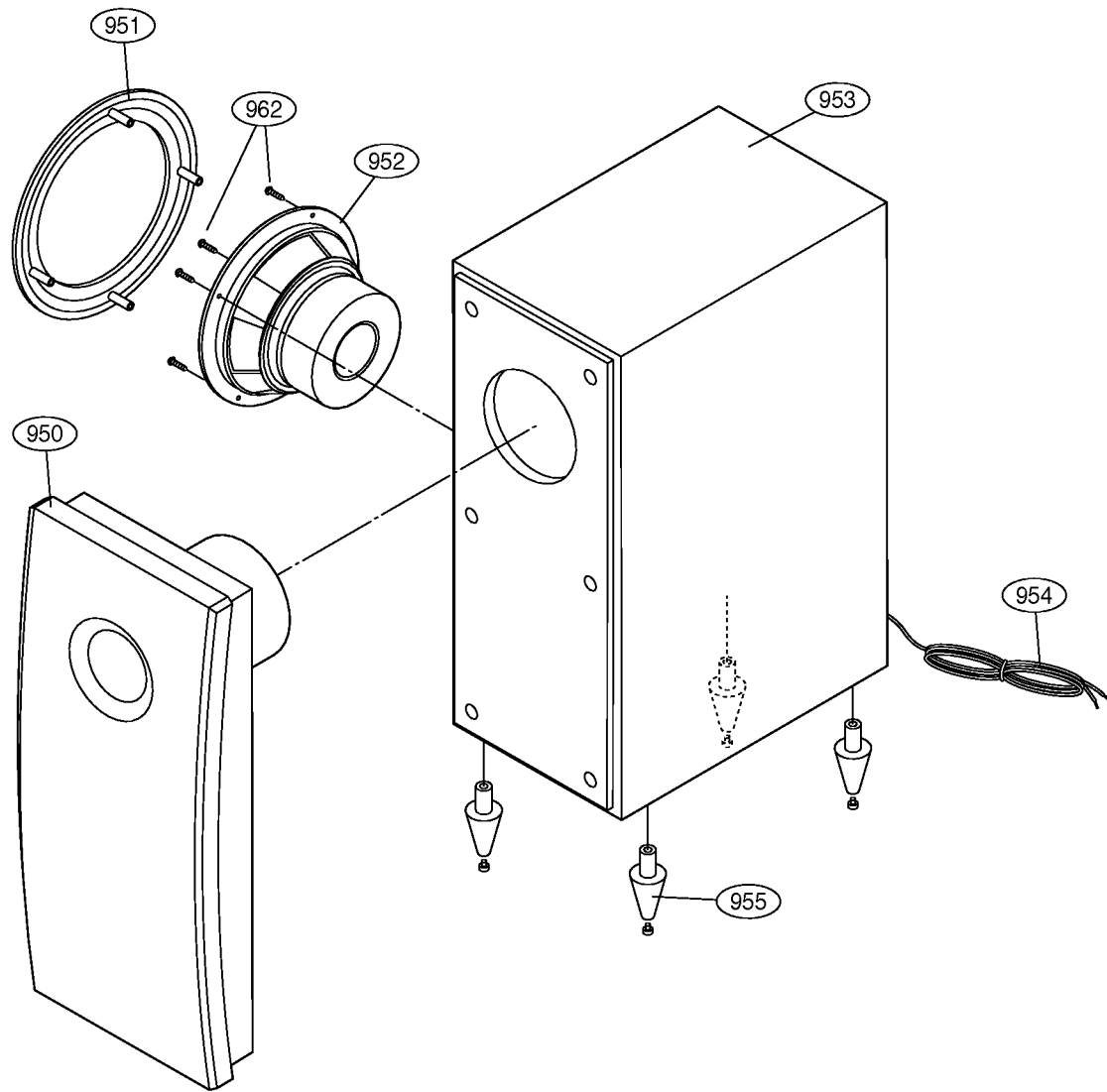


NSP :Non SVC Parts

RUN DATA : 12-FEB.-04

LOCA. NO.	PART NO.	SL	SR	DESCRIPTION	SPECIFICATION	REMARKS
A50L	6871RR4013A	O		PWB(PCB) ASSEMBLY,ROBOT(VCR)	DA-W5100 WIRELESS RX_LCH	NSP
A50R	6871RR4013B		O	PWB(PCB) ASSEMBLY,ROBOT(VCR)	DA-W5100 WIRELESS RX_RCH	NSP
A51	6871RP4013A	O	O	PWB(PCB) ASSEMBLY,POWER(MULTI)	DA-W5100 WIRELESS SMPS	NSP
A5268	71RF4013A	O	O	PWB(PCB) ASSEMBLY,FRONT(AUDIO)	DA-W5100 WIRELESS CHANNEL SW	NSP
A53	6871RJ4013A	O	O	PWB(PCB) ASSEMBLY,JACK(AUDIO)	DA-W5100 WIRELESS LED	NSP
A54	6871RY4013A	O	O	PWB(PCB) ASSEMBLY,Y/C(VCR)	DA-W5100 WIRELESS TW	NSP
A600	6401RM0090A	O		SPEAKER ASSEMBLY	06N39EHC1319B EAW FA-W5100SL VISION TECH	
A600	6401RM0091A		O	SPEAKER ASSEMBLY	06N39EHC1319B EAW FA-W5100SR VISION TECH	
650	3701RM0088A	O	O	NET ASSEMBLY	SPK FA-W5100 NET ASSY	NSP
651	3790RMD001A		O	WINDOW,DECO	SPK LHS-W5100 MOLD ACRYL SILK	NSP
651	3790RMD001B	O		WINDOW,DECO	SPK FAW5100 MOLD ACRYL	NSP
652	6400FETC01C	O	O	SPEAKER,WOOFER	06N39EHC1319B EAW WOOFER 8OHM	
653	3720RMM010A	O	O	PANEL,AUDIO	SPK FA-W5100SR/SL MOLD HIPS GR	NSP
654	6400DBHX01C	O	O	SPEAKER,TWEETER	111D10-LG03 BALHAE TWEETER(DOM	
655	3110RMP037A	O	O	CASE	LHS-W5100SR/SL MOLD HIPS GRAY	NSP
656	4810RM0004A	O	O	BRACKET	SPK LHS-W5100SR/SL PRESS SHIEL	NSP
657	4920RCP014A	O	O	HEAT SINK	AL PR 78*20*40 FA-W6100S	NSP
658	4940RMS001A	O	O	KNOB	SPK LHS-W5100SR/SL MOLD SLIDE	
659	4810RM0005A	O	O	BRACKET	SPK LHS-W5100SR/SL PRESS BOTTO	NSP
660	3110RMP038A	O	O	CASE	LHS-W5100SR/SL MOLD HIPS	NSP
661	6871RU9298A	O	O	PWB(PCB) ASSEMBLY,SUBSET	LHS-5100 2P TERMINAL + 1 5UF	
662	3040RMP012A	O	O	BASE	LHS-W5100 MOLD SKP STAND HIPS	
663	3610RM0006A	O	O	FOOT	RUBBER FE-5000TE PHI 20 X 3T H	
664	353M051H	O	O	SCREW,DRAWING	+ 1 D4 0 L14 FZMY2 BLK	
665	353-025P	O	O	SCREW,DRAWING	TAPTITE 3X12 FBK	
675	6410RKHK07A	O	O	POWER CORD	KJP-170(STHS 95MM) KUKJE SAA 2400MM GP390	

**MODEL: LHS-5100W**




NSP :Non SVC Parts

RUN DATA : 12-FEB.-04

LOCA.NO.	PART NO	DESCRIPTION	SPECIFICATION	REMARKS
950	3720RMF060A	PANEL,FRONT	SPK LHS-D6530W MOLD SILVER SPR	NSP
951	3701RM0047A	NET ASSEMBLY	SPK LHS-D6530W NET ASSY	NSP
952	6400WETN01A	SPEAKER,WOOFER	18P90EHC1391 EAW WOOFER 4 OHM	
953	3091RMW058A	CABINET ASSEMBLY	SPK LHS-D6530W WOOD CABINET	NSP
954	6871RU9271F	PWB(PCB) ASSEMBLY,SUBSET(AUDIO	LHS-D6230W SUB WOOFER 2 5M, OR	
955	3610RM0002A	FOOT	RUBBER FE-5620WE STANDARD 4 EA	
962	353M050C	SCREW,DRAWING	BH 3 5X16 FBK	
A900	6401RM0068A	SPEAKER ASSEMBLY	18P90EHC2214 EAW LHS-D6530W (S	

**MODEL: ST-W5100(OPTION)  
ST-W5200(OPTION)**


**ST-W5200**



NSP :Non SVC Parts

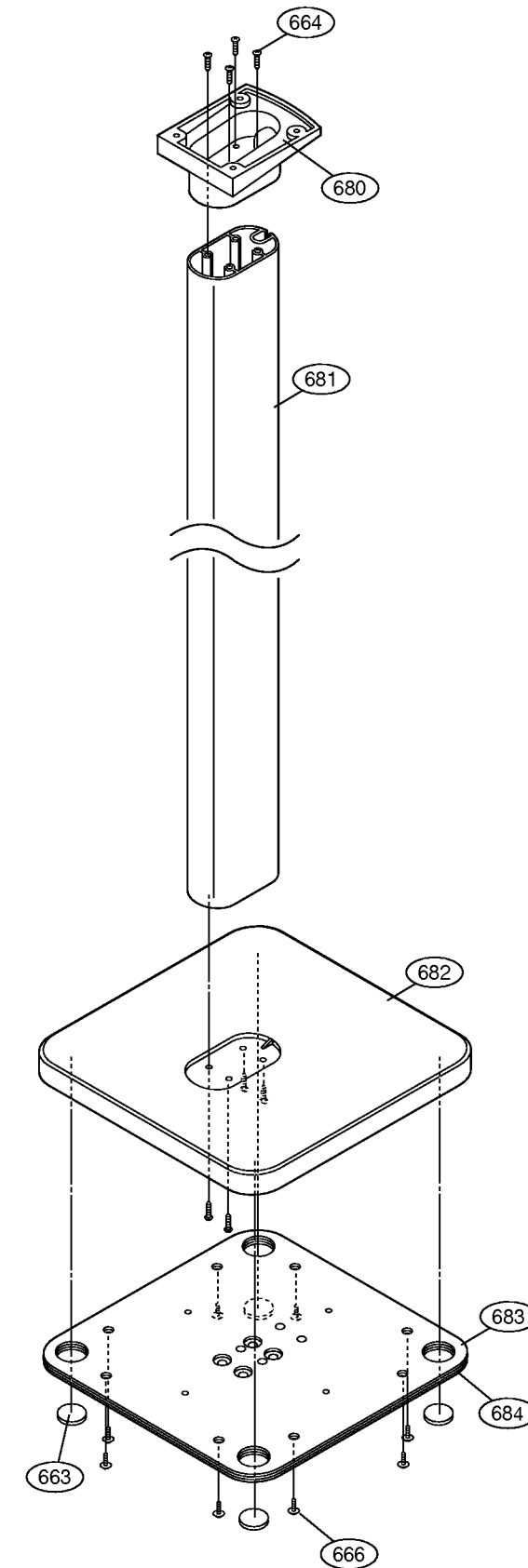
LOCA. NO.	PART NO.	QTY	DESCRIPTION	SPECIFICATION	REMARKS
663	3610RM0006A	16	FOOT	RUBBER FE-5000TE PHI 20 X 3T H	
664	353M051H	32	SCREW,DRAWING	+ 1 D4 0 L14 FZMY2 BLK	
666	353M025R	32	SCREW,DRAWING	+ 2 D3 0 L10 0 S20C-D/BK WASHE	
680	3040RMP013A	4	BASE	LHS-W5100SR/SL MOLD JOINT SPK/	
681	3110RMP039A	4	CASE	LHS-W5100SR/SL OTHER AL EXTRUT	
682	3040RMP014A	4	BASE	LHS-W5100SR/SL MOLD STAND (AL)	
683	3508RMP050A	8	DECORATION	ST-W5100 PRESS BASE WEIGHT SEC	
684	3508RMP050B	4	DECORATION	ST-W5100 PRESS BASE WEIGHT 1 6	

**ST-W5100**



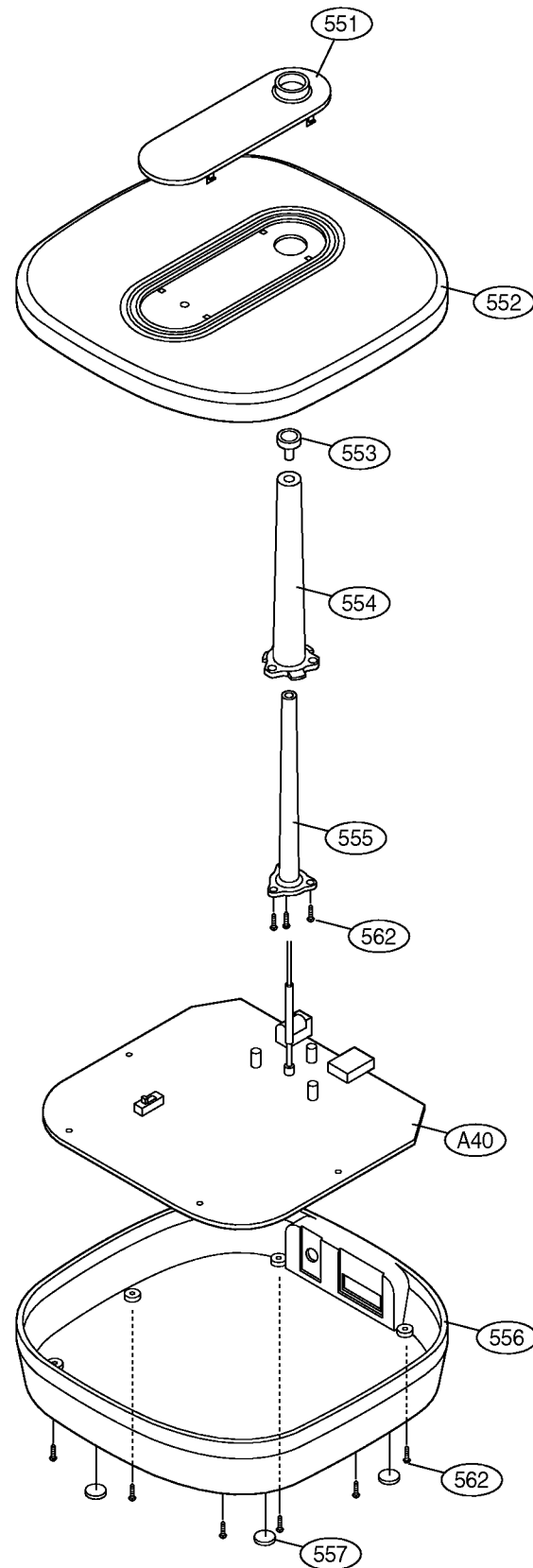
NSP :Non SVC Parts

LOCA. NO.	PART NO.	QTY	DESCRIPTION	SPECIFICATION	REMARKS
663	3610RM0006A	8	FOOT	RUBBER FE-5000TE PHI 20 X 3T H	
664	353M051H	16	SCREW,DRAWING	+ 1 D4 0 L14 FZMY2 BLK	
666	353M025R	16	SCREW,DRAWING	+ 2 D3 0 L10.0 S20C-D/BK WASHE	
680	3040RMP013A	2	BASE	LHS-W5100SR/SL MOLD JOINT SPK/	
681	3110RMP039A	2	CASE	LHS-W5100SR/SL OTHER AL EXTRUT	
682	3040RMP014A	2	BASE	LHS-W5100SR/SL MOLD STAND (AL)	
683	3508RMP050A	4	DECORATION	ST-W5100 PRESS BASE WEIGHT SEC	
684	3508RMP050B	2	DECORATION	ST-W5100 PRESS BASE WEIGHT 1 6	





**MODEL: ACC-W5100**



NSP :Non SVC Parts

RUN DATA : 12-FEB.-04

LOCA.NO.	PART NO	DESCRIPTION	SPECIFICATION	REMARKS
551	3508RCD002D	DECORATION	ACC-W5100 MOLD PLATE	
552	3110RCD001B	CASE	ACC-W6100 MOLD FRONT LHEMK	
553	3806RC0039A	DECO	CAP ACC-W6100	
554	3806RC0040A	DECO	ANT ACRYL ACC-W6100	
555	3550RC0393A	COVER	ANT ACC-W6100	
556	3110RCD002A	CASE	ACC-W6100 MOLD BOTTOM	
557	447-059J	CUSHION	AUDIO FOOT,CD-V952/V957	
562	353-645A	SCREW,DRAWING	SPECIAL TAPPING 2X8 BK	
565	6634BSTR07D	ADAPTER,AC-DC	PN003A1A 7V 400MA POWERNET	
568	3890RCC062Y	BOX	SW-6100 SPK - 1	
569	3920RCE062A	PACKING,CASING	SW6100ACCPACK 0 02 100 EPS 8 1	
570	6410RKDK01A	POWER CORD	KJP-170 KKJ-201A KUKJE SAA 1800MM	
580	6850R-NAB03	CABLE,USB	USB TO 2 SPEAKER STRIP TYPE S	NSP
A40	6871RT4013A	PWB(PCB) ASSEMBLY,TUNER/IF	DA-W5100 WIRELESS TX	
ANT101	5010R-R005A	ANTENNA,ROD	DIPOLE ANTENNA KBE-2400S KOSAN	