LG
Life's Good

Network 3D Blu-ray™ Sound Bar

BB5530A

SVENSKA | ANVÄNDARHANDBOK
En mera omfattande användarhandbok med information om hur du använder de mera avancerade funktionerna återfinns på CD-ROM skivan i en elektronisk form. För att läsa denna information behöver du en PC utrustad med en CD-ROM läsare.

DANSK | BRUGERVEJLEDNING
Der findes en udvidet brugervejledning i elektronisk udgave med oplysninger om avancerede funktioner på CD-ROM'en. Hvis du vil læse disse filer, skal du bruge en PC med et CD-ROM drev.

NORSK | BRUKERMANUAL
En utvidet brukermanual som inneholder informasjon om de avanserte muligheter er lokalisert på CD-ROM levert i en elektronisk versjon. For å lese disse filer, vil du trenge en Personal Computer (PC) utstyrt med en CD-ROM driver.

SUOMI | KÄYTTÖOHJE
Lisäominaisuuksilla varustettu laajennettu käyttöohje sijaitsee mukana toimitetulla CD-ROM-levyllä sähköisessä muodossa. Näiden tiedostojen lukemiseksi sinun tietokoneesi (PC) täytyy olla varustettu CD-ROM-asemalla.

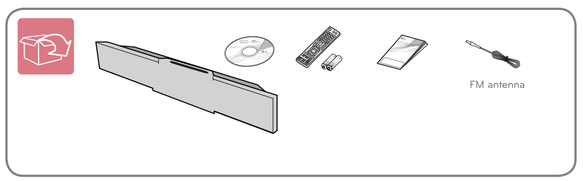

MFL68139841

Anslutning för trådlösa högtalare / Trådløs højtalerforbindelse / Manuell trådløs høyttalertilkobling / Langaton kaiutinyhteys

1
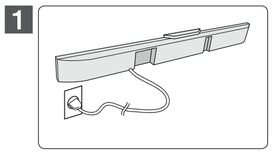

2
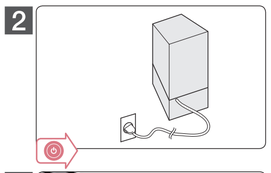

3
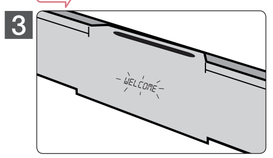

4
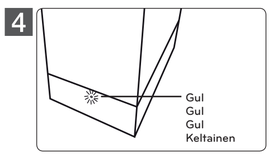

TV-anslutning (HDMI UT) / TV-tilslutning (HDMI UD) / TV-tilkobling (HDMI UT) / TV:n kytkeminen (HDMI OUT)

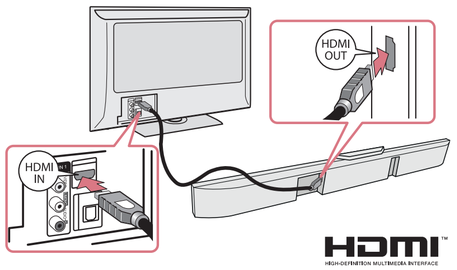

TV-anslutning (OPTICAL IN) / TV-tilslutning (OPTICAL IN) / TV-tilkobling (OPTICAL IN) / TV:n kytkeminen (OPTICAL IN)

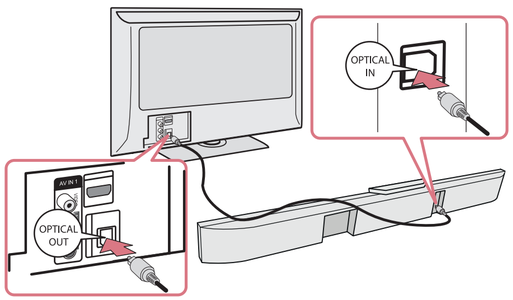

Nätverk med kabelanslutning / Ledningstrukket netværkforbindelse / Kabeltilkoblet nettverksforbindelse / Lankaverkon kytkeminen

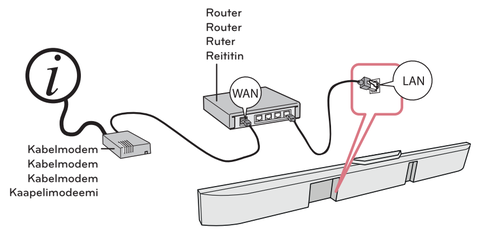

Trådlös nätverksanslutning / Trådløs netværksforbindelse / Trådløs nettverksforbindelse / Langattoman verkon kytkeminen

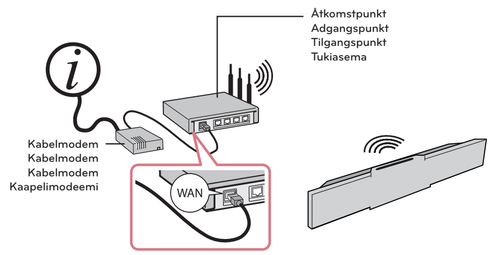

Säkerhetsinformation / Sikkerhedsoplysninger / Sikkerhets Informasjon / Turvallisuustiedot





http://www.lg.com

Startinställningar / Grundindstilling / Opprinnelig oppsett / Ensimmäinen asennus

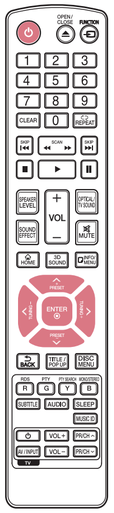

1
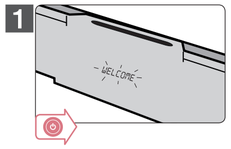

2

3

4

5

6

Använda START-menyn / Brug af HOME menu / Bruk HOME-meny / KOTI-valikon käyttäminen

[Premium] - Visar startsida för Premium.
[Premium] - Viser skærmen Premium Home.
[Premium] - Displays/viser premie hjemme skjerm.
[Premium] - Näyttää Premium Home näytön.

[Smart Share] - Visar Smart Delningsmeny.
[Smart Share] - Viser menuen Smart Share.
[Smart Share] - Viser menyen for Smart Share.
[Smart Share] - Näyttää Smart Share- valikon.

[LG Smart World] - Visar titlar av LG Apps som tillhandahålls till enheten.
[LG Smart World] - Viser LG Apps-titler givet til enheden.
[LG Smart World] - Viser titler på LG Apps for enheten.
[LG Smart World] - Näyttää yksikölle toimitetut LG Apps nimikkeet.

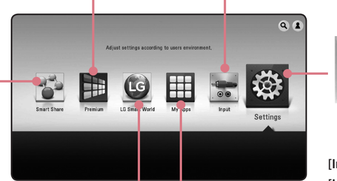

[Ingång] - Ändrar intagning.
[Indgang] - Ændringer indtastningstilstand.
[Inngang] - Ender inngang-modus.
[Syöttö] - Vaihtaa tulolähteen.

[Inställningar] - Justerar systeminställningarna.
[Indstillinger] - Justerer system indstillingerne.
[Innstillinger] - Justerer systeminnstillingene.
[Asetukset] - Säätää järjestelmäasetuksia.

[Mina Appar] - Visar [Mina Appar]-skärmen.
[Mine programmer] - Viser skærmen [Mine programmer].
[Mine Programmer] - Viser [Mine Programmer]-skjermen.
[My Apps] - Näyttää [My Apps] -näytön.

Skivuppspelning / Diskafspilning / Diskavspilling / Levyn toistaminen

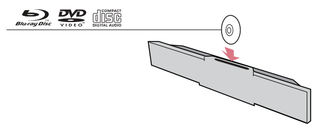

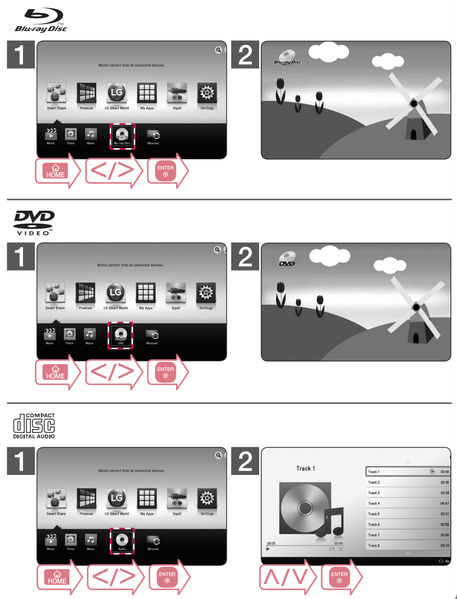

CAUTION

RISK OF ELECTRIC SHOCK DO NOT OPEN

CAUTION: TO REDUCE THE RISK OF ELECTRIC SHOCK DO NOT REMOVE COVER (OR BACK) NO USER-SERVICEABLE PARTS INSIDE REFER SERVICING TO QUALIFIED SERVICE PERSONNEL.

This lightning flash with arrowhead symbol within an equilateral triangle is intended to alert the user to the presence of uninsulated dangerous voltage within the product's enclosure that may be of sufficient magnitude to constitute a risk of electric shock to persons.

The exclamation point within an equilateral triangle is intended to alert the user to the presence of important operating and maintenance (servicing) instructions in the literature accompanying the product.

WARNING: TO PREVENT FIRE OR ELECTRIC SHOCK HAZARD, DO NOT EXPOSE THIS PRODUCT TO RAIN OR MOISTURE.

WARNING: Do not install this equipment in a confined space such as a book case or similar unit.

CAUTION: Do not block any ventilation openings. Install in accordance with the manufacturer's instructions.
Slots and openings in the cabinet are provided for ventilation and to ensure reliable operation of the product and to protect it from over heating. The openings shall be never be blocked by placing the product on a bed, sofa, rug or other similar surface. This product shall not be placed in a built-in installation such as a bookcase or rack unless proper ventilation is provided or the manufacturer's instruction has been adhered to.

CLASS 1 LASER PRODUCT
KLASSE 1 LASER PRODUKT
LUOKKA 1 LASER LAITE
KLASS 1 LASER PRODUKT
CLASSE 1 PRODUIT LASER
KELAS 1 PRODUK LASER

Use of controls, adjustments or the performance of procedures other than those specified herein may result in hazardous radiation exposure.

CAUTION concerning the Power Cord
To disconnect power from the mains, pull out the mains cord plug. When installing the product, ensure that the plug is easily accessible.

CAUTION: The apparatus shall not be exposed to water (dripping or splashing) and no objects filled with liquids, such as vases, shall be placed on the apparatus.

This device is equipped with a portable battery or accumulator.

Safety way to remove the battery or the battery from the equipment: Remove the old battery or battery pack, follow the steps in reverse order than the assembly. To prevent contamination of the environment and bring on possible threat to human and animal health, the old battery or the battery put it in the appropriate container at designated collection points. Do not dispose of batteries or battery together with other waste. It is recommended that you use local, free reimbursement systems batteries and accumulators. The battery shall not be exposed to excessive heat such as sunshine, fire or the like.

Disposal of your old appliance

1. When this crossed-out wheeled bin symbol is attached to a product it means the product is covered by the European Directive 2002/96/EC.
2. All electrical and electronic products should be disposed of separately from the municipal waste stream via designated collection facilities appointed by the government or the local authorities.
3. The correct disposal of your old appliance will help prevent potential negative consequences for the environment and human health.
4. For more detailed information about disposal of your old appliance, please contact your city office, waste disposal service or the shop where you purchased the product.

Disposal of waste batteries/accumulators

1. When this crossed-out wheeled bin symbol is attached to batteries/accumulators of Your product it means they are covered by European Directive 2006/66/EC.
2. This symbol may be combined with chemical symbols for mercury(Hg), cadmium(Cd) or lead(Pb) if the battery Contains more that 0.0005% of mercury,0.002% of cadmium or 0.004% of lead.
3. All batteries/accumulators should be disposed separately from the municipal waste stream via designated collection facilities appointed by the government or the local authorities.
4. The correct disposal of Your old batteries/accumulators will help to prevent potential negative consequences for the environment, animal and human health.
5. For more detailed information about disposal of Your old batteries/accumulators, please contact Your city office, waste disposal service or the shop where You purchased the product.

For Wireless product European Union Notice

CE 0984

LG Electronics hereby declares that this/these product(s) is/are in compliance with the essential requirements and other relevant provisions of Directive 1999/5/EC, 2004/108/EC, 2006/95/EC, 2009/125/EC and 2011/65/EU.

Please contact to the following address for obtaining a copy of the DoC (Declaration of Conformity).

Contact office for compliance of this product:
LG Electronics Inc.
EU Representative, Krijgsman 1,
1186 DM Amstelveen, The Netherlands

- Please note that this is NOT a Customer Service contact point. For Customer Service Information, see Warranty Card or contact the dealer that you purchased this product.

Indoor use only.

RF Radiation Exposure Statement

This equipment should be installed and operated with minimum distance 20 cm between the radiator and your body.

Datauppspelning / Data afspilning / Dataavspilling / Tietolevyn toistaminen

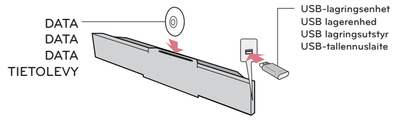

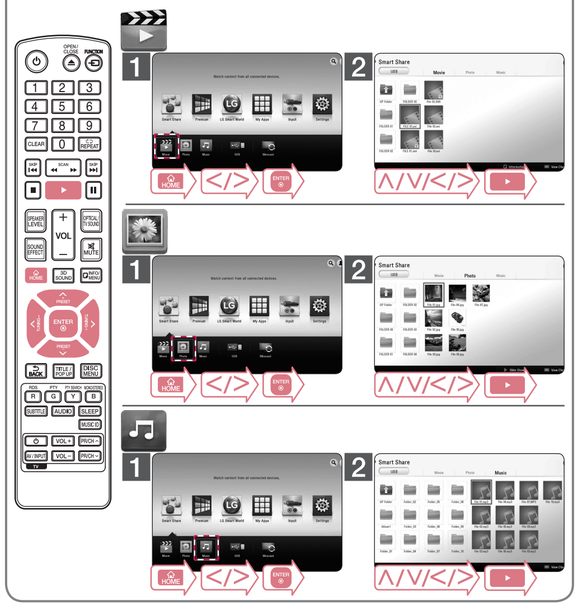

Att använda nätverksuppspelning / Anvendelse af Netværksafspilning / For å bruke nettverksavspilning / Verkon toiston käyttäminen

Förberedelse / Forberedelse / Forberedelse / Esivalmistelu

Kontrollera nätverksanslutningen och inställningarna. /
Kontrollér netværksforbindelse og – opsætning. /
Sjekk nettverkstilkoblingen og –innstillinger. /
Tarkista verkon liitäntä ja asetukset.

Installera programmet Nero MediaHome 4 Essentials på din PC. /
Installér Nero MediaHome 4 Essentials-programmet på din PC. /
Installer programmet Nero MediaHome 4 Essentials på PC-en. /
Asenna Nero MediaHome 4 Essentials -ohjelma tietokoneellesi.

Kör programmet och ställ in önskad delningsmapp. /
Kør programmet og indstil den ønskede delte mappe. /
Kjør programmet, og angi den delte mappen du ønsker. /
Suorita ohjelma, ja aseta haluamasi jaa-kansio.

Smartdelnings-nätverksuppspelning / Smart Share Netværksafspilning / Smart Share Nettverksavspilling / Smart Share –verkon toisto

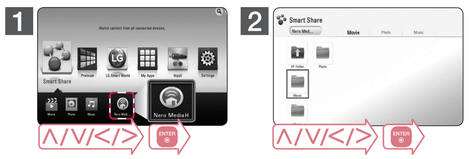

Specifikation / Specifikation / Spesifikasjoner / Tekniset tiedot

SVENSKA

Strömkrav	Referera till huvud ettiketen på bakre panelen.
Strömförbrukning	Referera till huvud ettiketen på bakre panelen.
Dimensioner (B x H x D)	Approx. 950 mm x 136 mm x 75 mm
Nettovikt (cirka)	4,6 kg
Bus-effekt (USB)	DC 5 V ⎓ 2.1 A MAX

Utformning och specifikationer kan komma att ändras utan föregående meddelande.

DANSK

Krav til strømforsyning	Der henvises til primære etiket på bagsiden.
Strømforbrug	Der henvises til primære etiket på bagsiden.
Dimensioner (B x H x D)	Approx. 950 mm x 136 mm x 75 mm
Nettovægt (ca.)	4,6 kg
Bus-strømforsyning (USB)	DC 5 V ⎓ 2.1 A MAX

Design og specifikationer kan ændres uden forudgående varsel.

NORSK

Strømkrav	Referer til hovedmerkingen på bakpanelet.
Strømforbruk	Referer til hovedmerkingen på bakpanelet.
Mål (B x H x D)	Ca. 950 mm x 136 mm x 75 mm
Nettovekt (ca.)	4,6 kg
Bus Power Supply (USB)	DC 5 V ⎓ 2.1 A MAX

Design og spesifikasjoner kan endres uten forvarsel.

SUOMI

Käyttöjännite	Viittaus takapaneelin arvokilpeen.
Tehonkulutus	Viittaus takapaneelin arvokilpeen.
Mitat (L x K x S)	Noin 950 mm x 136 mm x 75 mm
Nettopaino (noin)	4.6 kg
Väylän virransyöttö (USB)	DC 5 V ⎓ 2.1 A MAX

Tuotteen konstruktio ja tekniset erittelyt saattavat muuttua ilman ennakkoilmoitusta.

Meddelande om Open Source-mjukvara

För att få den korrensponderade källkoden under GPL, LGPL och andra öppna källlicenser, vänligen besök http://opensource.lge.com. Alla referade licens termer, garantier avstående och copyright notiser finns att ladda ner med källkoden.

Merknad Åpen-kilde software

For korresponderende kildekode under GPL, LGPL og andre åpen-kilde lisenser, besøk http://opensource.lge.com. Alle refererte lisensvilkår, garantifrasigelser og copyright-vern er tilgjengelig for nedlasting med kildekoden.

Bemærkning om open source-software

For at opnå den tilsvarende kildekode under GPL, LGPL og andre open source-licenser, kan du besøge http://opensource.lge.com. Alle nævnte licensbetingelser, garanti-og copyright er tilgængelige for download med kildekoden.

Huomautus koskien avointa lähdekoodia

Oikean lähdekoodin vastaanottamiseksi GPL, LGPL ja muiden avoimien lähteiden lisenssien alaisuudessa, vierailе osoitteessa http://opensource.lge.com. Kaikki viitatut lisenssiehdot, takuuvastuuvapautuslausekkeet ja huomautukset tekijänoikeuksiin ovat ladattavissa lähdekoodin kanssa.

Java POWERED

LG Life's Good

LG Customer Information Center	
(Asiakaspalvelu / Kundservice / Kundtjänst)	
Denmark / Danmark	8088 57 58
Finland / Suomi	0800 0 LG LG (0800 0 54 54)
Norway / Norge	800 187 40
Sweden / Sverige	0770 LG LG LG (0770 54 54 54)
LG Website	
www.lg.com	

En del av innehållet i denna handbok kan skilja sig från din spelare beroende på vilken programvara av spelaren eller din tjänsteleverantör. /

Noget af indholdet i denne vejledning kan afvige i forhold til din afspiller, alt efter afspillerens software eller din tjenesteudbyder. /

Noe av innholdet i denne brukerveiledningen kan skille seg fra spilleren din, avhengig av programvaren på spilleren eller tjenesteleverandøren din. /

Jotkin sisällöt tässä ohjekirjassa voivat erota soittimesi osalta riippuen soittimen ohjelmistosta tai palveluntuottajastasi.