

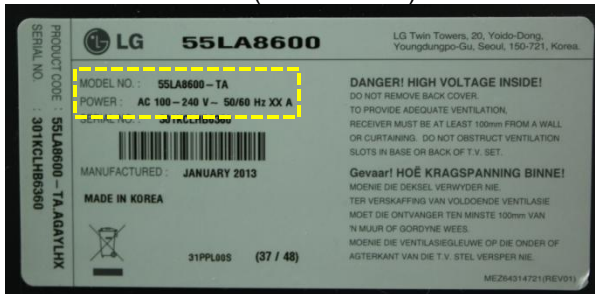
# TV Software Upgrade Guide

## Notice


- When you look for TV software on web, use full model name like **\*\*LB\*\*\*\*-UA**.  
ex) 47LB\*\*\*\*-UA : Full model name includes the suffix “-UA”.
- Do not unplug TV power cord while upgrading software.

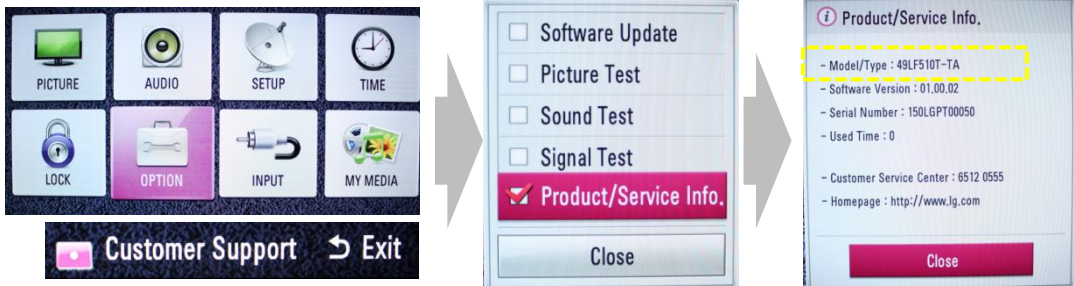
## 01 Check full model name of your TV (Select one)

a. Check a label on TV (Side or Rear).



b. Check Menu (Non-Smart TV model)

- Press [MENU] key on remote
- Press  (Red) “Customer Support” key on remote
- Select “Produce/Service Info.”
- Check “Model/Type”

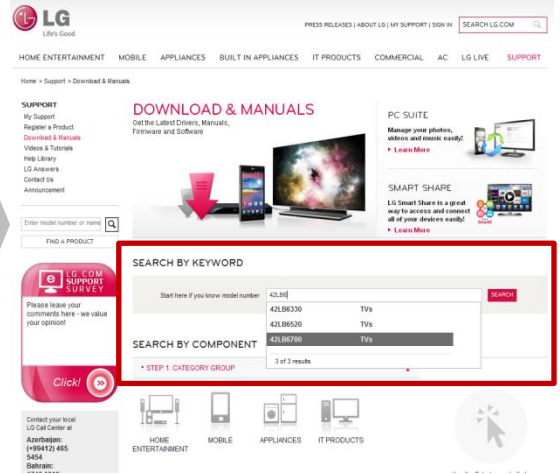
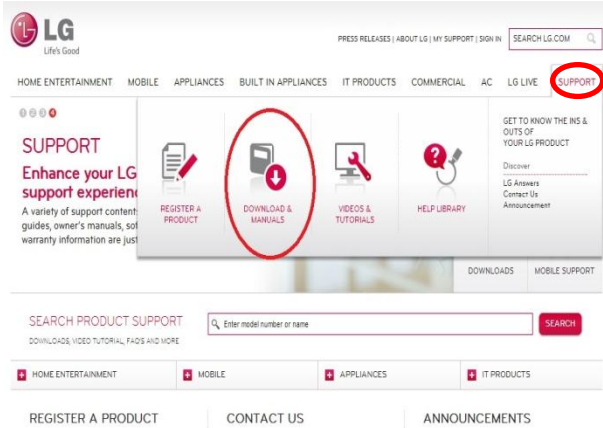


c. Check SETUP (Smart TV model)

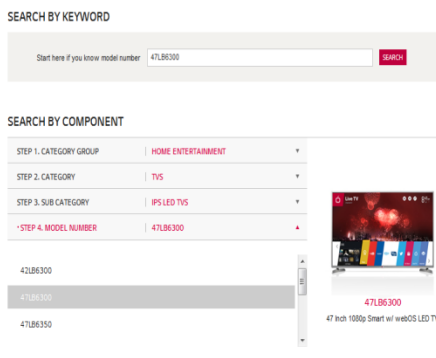
- Press [Home] key on remote
- Select “SETUP”
- Move to “SUPPORT”
- Select “Product/Service info.”
- Check “Model/Type”



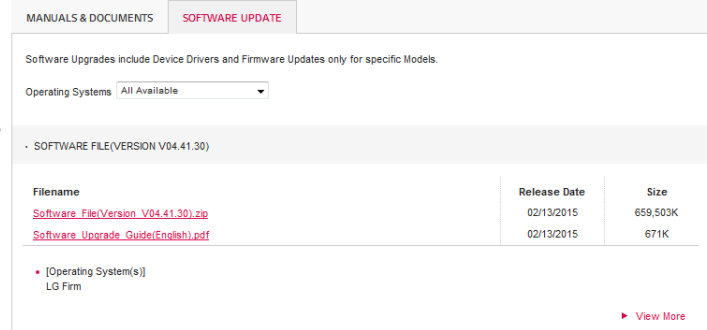
- Select your country on [www.lg.com](http://www.lg.com)
- Click "Support"
- Fill your model name in search bar (ex. 47LB6700)
- Click "Continue"
- Select model name



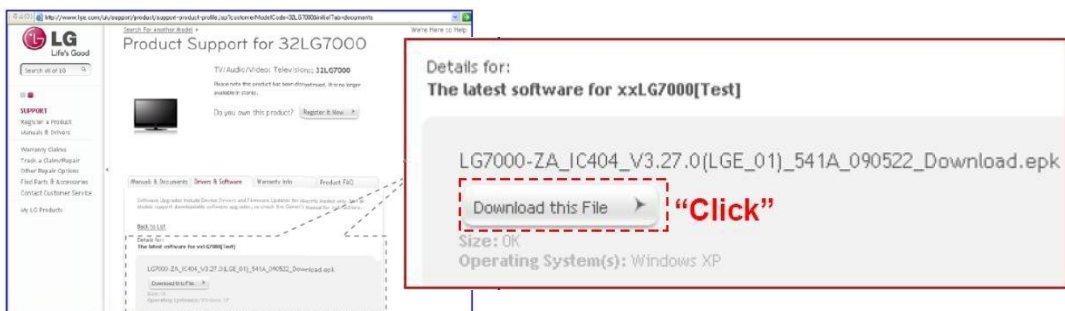
- Click "Software"
- Click "Software File(Version 00.00.00)"
- Check the full model name of your TV is in [Applicable model list]**



#### DOWNLOADS

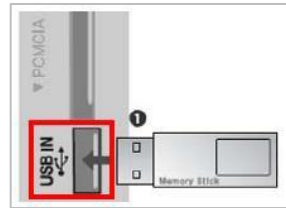
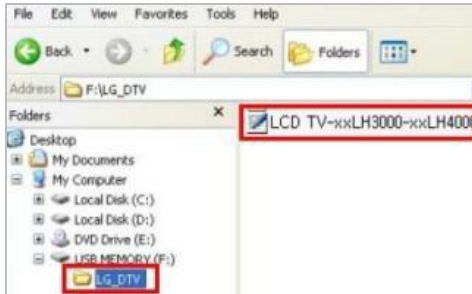


- Click "Download this File" to save in your PC.
- Unzip the file.
- Insert USB memory drive into USB port on PC.



## 03 Upgrade TV

- Make a folder in USB Memory device. **Folder name must be "LG\_DTV"**.
- Save the software in "LG\_DTV" folder
- Insert USB memory drive into USB port on TV



or

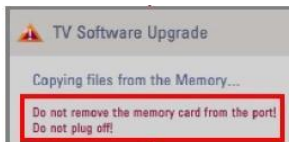


- Select "Start" if "TV Software Upgrade" Pop-up appears.
- TV upgrade will start and restart automatically after completed



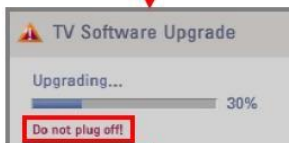
Note)

If current software on TV is same with or newer than that on USB drive, TV Software Upgrade menu won't be opened. (Some USB memory devices may not be compatible with TV)



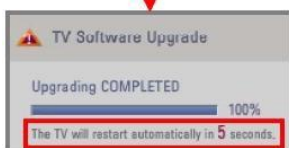
Please wait while the update is copied to TV.

- \* **Don't remove USB drive while this message is displayed.**
- \* **Do not unplug TV power cord while this message is displayed.**



Software upgrade is on progress.

- \* **Do not unplug TV power cord while this message is displayed.**



After the upgrade is completed, this message is displayed. TV will restart automatically in 5 sec., then TV is ready to use.