

3D Blu-ray™ / DVD Home Cinema System

BH7230B / BH7230BB
BH7430P / BH7430PB
BH7530T / BH7530TB

ENGLISH | SIMPLE MANUAL

An extended Owner's Manual that contains information on the advanced features is located on the CD-ROM provided in an electronic version. To read these files, you will need to use a Personal Computer (PC) equipped with a CD-ROM drive.

DEUTSCH | KURZANLEITUNG

Eine ausführliche Bedienungsanleitung mit Hinweisen zu erweiterten Funktionen befindet sich als elektronisches Dokument auf der enthaltenen CD-ROM. Zur Anzeige dieser Dateien wird ein Personal Computer (PC) mit CD-ROM-Laufwerk benötigt.

Français | Manuel Simple

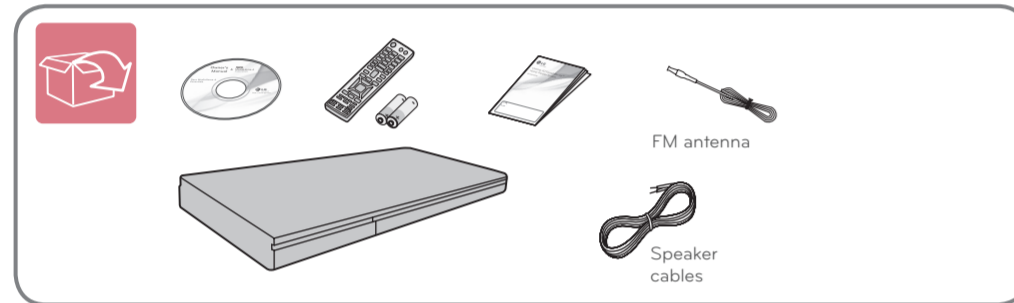
Un Manuel d'Utilisation étendu en version électronique qui contient des informations sur les fonctionnalités avancées est situé sur le CD-ROM fourni. Pour lire ces fichiers, vous aurez besoin d'utiliser un Ordinateur Personnel (PC) avec un lecteur de CD-ROM.

ESPAÑOL | MANUAL SIMPLE

En el CD-ROM se incluye una versión electrónica extendida del Manual del Usuario ampliado con funciones avanzadas. Para poder leerlo debe abrir dichos archivos desde un ordenador personal (PC) equipado con una unidad de CD-ROM.

ITALIANO | MANUALE SEMPLIFICATO

Un ampio manuale dell'utente che contiene le informazioni sulle caratteristiche avanzate è registrato nel CD-ROM fornito nella versione elettronica. Per leggere questi file, dovete usare un personal computer (PC) fornito di drive per CD-ROM.



Speaker Connection / Lautsprecheranschluss / Raccordement des enceintes / Conexión del altavoz / Collegamenti agli altoparlanti

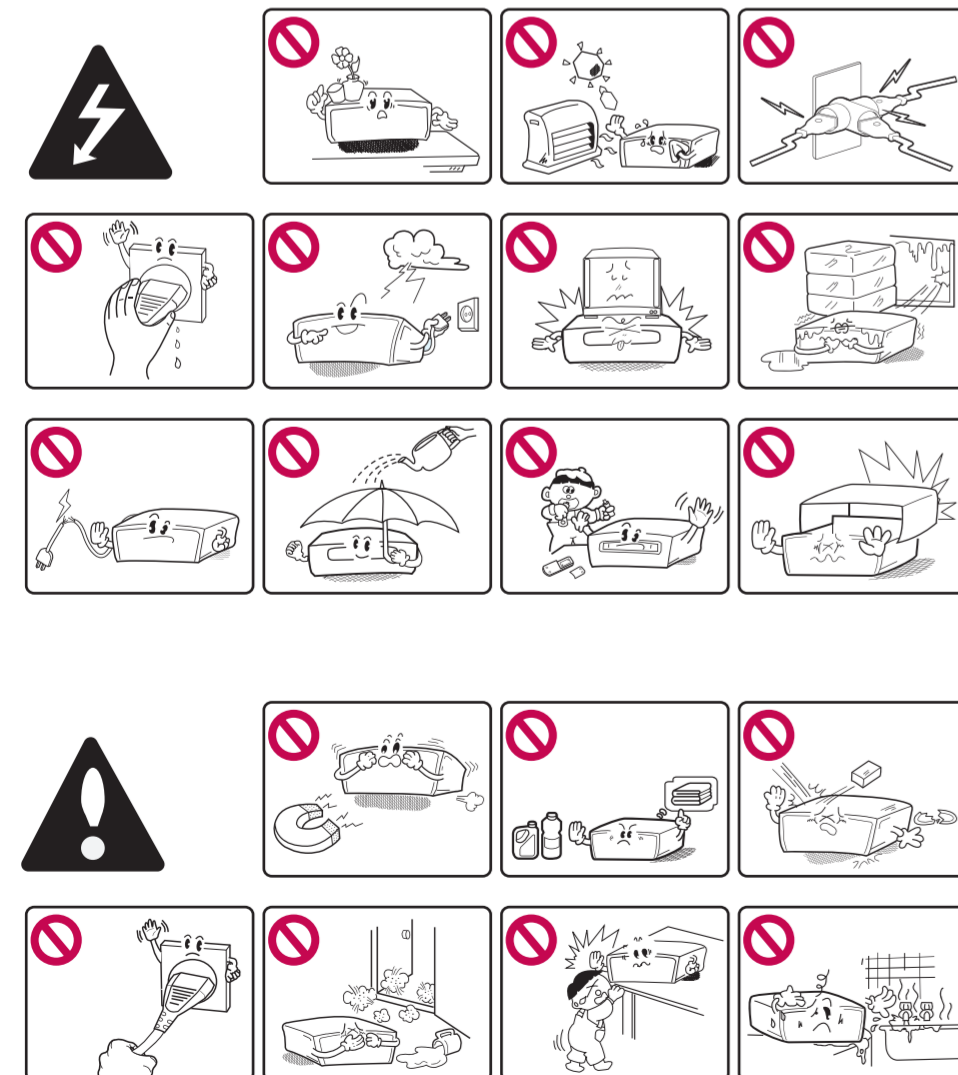
TV Connection (HDMI OUT) / TV-Verbindung (HDMI OUT) / Raccordement télé (HDMI OUT) / Conexión de TV (HDMI OUT) / Collegamento TV (HDMI OUT)

TV Connection (OPTICAL IN) / TV-Verbindung (OPTICAL IN) / Raccordement télé (OPTICAL IN) / Conexión de TV (OPTICAL IN) / Collegamento TV (OPTICAL IN)


Wired Network Connection / Kabel-Netzwerkverbindung / Connexion à un réseau filaire / Conexión a red por cable / Connessione di rete cablata

Wireless Network Connection / Drahtlose Netzwerkverbindung / Raccordement à un réseau sans fil / Conexión a red inalámbrica / Connessione di rete Wireless

Safety Information / Sicherheitshinweise / Consignes de sécurité / Información de seguridad / Informazioni di sicurezza



Initial Setup / Erst-Setup / Installation initiale / Instalación inicial / Configurazione iniziale



Using HOME menu / Verwendung HOME-Menü / Utilisant le menu ACCUEIL / Uso del menú HOME / Utilizzo menù HOME

[Premium] - Displays the Premium Home screen.
[Premium] - Premium-Startbildschirm aufrufen.
[Premium] - Permet d'afficher l'écran d'accueil Premium.
[Premium] - Muestra la pantalla de inicio Premium.
[Premium] - Visualizza la schermata Home Premium.

[Smart Share] - Displays Smart Share menu.
[Smart Share] - Anzeige des Smart Share-Menüs.
[Smart Share] - Affiche le menu de partage intelligent.
[Smart Share] - Muestra el menú Compartir de Forma Inteligente.
[Smart Share] - Visualizza il menù Smart Share.

[LG Smart World] - Displays LG Apps titles provided to the unit.
[LG Smart World] - Anzeige der in der Einheit verfügbaren LG Apps-Titel.
[LG Smart World] - Affiche les titres des LG Apps offertes à l'appareil.
[LG Smart World] - Muestra los títulos de las LG Apps proporcionadas a la unidad.
[LG Smart World] - Visualizza i titoli delle LG Apps in dotazione nell'unità.

[Input] - Change input mode.
[Eingang] - Eingangsmodus ändern.
[Entrée] - permet de modifier la source d'entrée.
[Entrada] - Cambia el modo de entrada.
[Input] - Cambia modo di immissione.

[Settings] - Adjusts the system settings.
[Einstellungen] - Systemeinstellungen aufrufen.
[Paramètres] - Donne accès à la configuration du système.
[Config.] - Ajusta la configuración del sistema.
[Impostazioni] - Regola le impostazioni del sistema.

[My Apps] - Displays the [My Apps] screen.
[My Apps] - Anzeige des [My Apps]-Bildschirms.
[Mes Applications] - Affiche l'écran [Mes Applications].
[Mis Ap.] - Muestra la pantalla [Mis Ap.].
[Mie Applicazioni] - Visualizza la schermata [Mie Applicazioni].

Disc Playback / Disk-Wiedergabe / Lecteur de disque / Reproducción de discos / Riproduzione disco

1 Press the **HOME** button on the remote control to return to the main menu.

2 Press the **DISC** button on the remote control to start disc playback.

1 Press the **HOME** button on the remote control to return to the main menu.

2 Press the **DISC** button on the remote control to start disc playback.

1 Press the **HOME** button on the remote control to return to the main menu.

2 Press the **DISC** button on the remote control to start disc playback.

CAUTION
RISK OF ELECTRIC SHOCK
DO NOT OPEN

CAUTION: TO REDUCE THE RISK OF ELECTRIC SHOCK DO NOT REMOVE COVER (OR BACK) NO USER-SERVICEABLE PARTS INSIDE. REFER SERVICING TO QUALIFIED SERVICE PERSONNEL.

This lightning flash with arrowhead symbol within an equilateral triangle is intended to alert the user to the presence of uninsulated dangerous voltage within the product's enclosure that may be of sufficient magnitude to constitute a risk of electric shock to persons.

The exclamation point within an equilateral triangle is intended to alert the user to the presence of important operating and maintenance (servicing) instructions in the literature accompanying the product.

WARNING: TO PREVENT FIRE OR ELECTRIC SHOCK HAZARD, DO NOT EXPOSE THIS PRODUCT TO RAIN OR MOISTURE.

WARNING: Do not install this equipment in a confined space such as a book case or similar unit.

CAUTION: Do not block any ventilation openings. Install in accordance with the manufacturer's instructions. Slots and openings in the cabinet are provided for ventilation and to ensure reliable operation of the product and to protect it from over heating. The openings shall be never be blocked by placing the product on a bed, sofa, rug or other similar surface. This product shall not be placed in a built-in installation such as a bookcase or rack unless proper ventilation is provided or the manufacturer's instruction has been adhered to.

Disposal of your old appliance

1. All electrical and electronic products shall be disposed of separately from the municipal waste stream via designated collection facilities appointed by the government or the local authorities.

2. The correct disposal of your old appliance will help prevent potential negative consequences for the environment and human health.

3. For more detailed information about disposal of your old appliance, please contact your city office, waste disposal service or the shop where you purchased the product.

Disposal of waste batteries/accumulators

1. This symbol may be combined with chemical symbols for mercury(Hg), cadmium(Cd) or lead(Pb) if the battery contains more than 0.0005% of mercury, 0.002% of cadmium or 0.004% of lead.

2. All batteries/accumulators should be disposed separately from the municipal waste stream via designated collection facilities appointed by the government or the local authorities.

3. The correct disposal of your old batteries/accumulators will help to prevent potential negative consequences for the environment, animal and human health.

4. For more detailed information about disposal of your old batteries/accumulators, please contact your city office, waste disposal service or the shop where you purchased the product.

CE 09840

CAUTION: CLASS 1M VISIBLE AND INVISIBLE LASER RADIATION WHEN OPEN. DO NOT VIEW DIRECTLY WITH OPTICAL INSTRUMENTS

Use of controls, adjustments or the performance of procedures other than those specified herein may result in hazardous radiation exposure.

CAUTION concerning the Power Cord
 To disconnect power from the mains, pull out the mains cord plug. When installing the product, ensure that the plug is easily accessible.

CAUTION: The apparatus shall not be exposed to water (dripping or splashing) and no objects filled with liquids, such as vases, shall be placed on the apparatus.

This device is equipped with a portable battery or accumulator.

Safety way to remove the battery or the battery from the equipment: Remove the old battery or battery pack, follow the steps in reverse order than the assembly. To prevent contamination of the environment and bring on possible threat to human and animal health, the old battery or the battery put it in the appropriate container at designated collection points. Do not dispose of batteries or battery together with other waste. It is recommended that you use local, free reimbursement systems batteries and accumulators. The battery shall not be exposed to excessive heat such as sunshine, fire or the like.

For Wireless product European Union Notice

LG Electronics hereby declares that this/these product(s) is/are in compliance with the essential requirements and other relevant provisions of Directive 1999/5/EC, 2004/108/EC, 2006/95/EC, 2009/125/EC and 2011/65/EU.

Please contact to the following address for obtaining a copy of the DoC (Declaration of Conformity).

Contact office for compliance of this product:
 LG Electronics Inc.
 EU Representative, Krijgsman 1,
 1186 DM Amstelveen, The Netherlands

Please note that this is NOT a Customer Service contact point. For Customer Service Information, see Warranty Card or contact the dealer that you purchased this product.

Indoor use only.

RF Radiation Exposure Statement

This equipment should be installed and operated with minimum distance 20 cm between the radiator and your body.

Data Playback / Datenwiedergabe / Lecteur de données / Reproducción de datos / Riproduzione dati

1 Press the **HOME** button on the remote control to return to the main menu.

2 Press the **DATA** button on the remote control to start data playback.

1 Press the **HOME** button on the remote control to return to the main menu.

2 Press the **DATA** button on the remote control to start data playback.

1 Press the **HOME** button on the remote control to return to the main menu.

2 Press the **DATA** button on the remote control to start data playback.

To Use Network Playback / Wiedergabe über das Netzwerk / Pour utiliser la lecture en réseau / Utilizar la Reproducción en Red / Per usare la riproduzione di rete

Preparation / Vorbereitung / Préparation / Preparación / Preparazione

Check the network connection and settings. / Überprüfen Sie Netzwerkverbindung und -einstellungen. / Vérifier la connexion et les paramètres réseau. / Compruebe la conexión y la configuración de la red. / Controllare il collegamento di rete e le impostazioni.

1 Install Nero MediaHome 4 Essentials program on your PC. / Installieren Sie Nero MediaHome 4 Essentials auf Ihrem PC. / Installez le programme Nero MediaHome 4 Essentials sur votre ordinateur. / Instale el programa Nero MediaHome 4 Essentials en su PC. / Installare il programma Nero MediaHome 4 Essentials nel PC.

2 Run the program, and set the share folder you want. / Starten Sie das Programm und legen Sie einen gewünschten Freigeberordner fest. / Exécutez le programme et définissez le dossier partagé de votre choix. / Ejecute el programa y seleccione la carpeta que quiera compartir. / Avviare il programma, e impostare la cartella di condivisione desiderata.

Smart Share Network Playback / Wiedergabe über Smart Share-Netzwerk / Lecture réseau par partage intelligent / Reproducción en Red de Compartir de Forma Inteligente / Riproduzione di rete dello Smart Share

1 Press the **HOME** button on the remote control to return to the main menu.

2 Press the **SMART SHARE** button on the remote control to start network playback.

Specification / Technische Daten / Spécifications / Especificaciones / Specifiche

ENGLISH		ESPAÑOL	
Power requirements	Refer to main label on the rear panel.	Requisitos de alimentación	Consulte la etiqueta principal en el panel trasero
Power consumption	Refer to main label on the rear panel.	Consumo de energía	Consulte la etiqueta principal en el panel trasero
Dimensions (W x H x D)	Approx. 440 mm x 65 mm X 298 mm	Dimensiones (A x Alt x F)	Aprox. 440 mm x 65 mm X 298 mm
Net Weight (Approx.)	3.2 kg	Peso neto (aprox.)	3,2 kg
Bus Power Supply (USB)	DC 5 V ~ 2.1 A (Front) / DC 5 V ~ 300 mA (Rear)	Alimentación bus (USB)	DC 5 V ~ 2.1 A (Frente) / DC 5 V ~ 300 mA (Trasero)
Design and specifications are subject to change without notice.		El diseño y las especificaciones están sujetas a cambio sin previo aviso.	
DEUTSCH		ITALIANO	
Stromversorgung	Siehe Etikett auf der Geräterückseite.	Requisiti di alimentazione	Vedere etichetta principale sul pannello posteriore.
Leistungsaufnahme	Siehe Etikett auf der Geräterückseite.	Assorbimento energetico	Vedere etichetta principale sul pannello posteriore.
Abmessungen (B x H x T)	Ca. 440 mm x 65 mm X 298 mm	DIMENSIONI (L x A x P)	Approx. 440 mm x 65 mm X 298 mm
Gesamtgewicht (ca.)	3,2 Kg	Peso netto (approssimativo)	3,2 kg
Stromversorgung über Bus (USB)	DC 5 V ~ 2.1 A (Vorne) / DC 5 V ~ 300 mA (Hinten)	Alimentazione tensione bus (USB)	DC 5 V ~ 2.1 A (Parte anteriore) / DC 5 V ~ 300 mA (Parte posteriore)
Änderungen der Ausführung und der technischen Daten ohne vorherige Ankündigung vorbehalten.		Il design e le specifiche tecniche sono soggette a cambiamento senza preavviso.	
FRANÇAIS		Replacement of battery / Austauschen der Batterie / Remplacement de la pile / Sostituzione della batteria	
Alimentation	Reportez-vous à l'étiquette principale au dos de l'appareil.		
Consommation électrique	Reportez-vous à l'étiquette principale au dos de l'appareil.		
Dimensions (L x H x P)	Approximativement 440 mm x 65 mm X 298 mm		
Poids net (approx.)	3,2 kg		
Bus Power Supply (USB)	DC 5 V ~ 2.1 A (Avant) / DC 5 V ~ 300 mA (Arrière)		
La conception et les spécifications sont sujettes à modification sans préavis.			

Open source software notice

To obtain the corresponding source code under GPL, LGPL and other open source licenses, please visit <http://opensource.lge.com>. All referred license terms, warranty disclaimers and copyright notices are available to download with the source code.

Notice to Open Source-Software

Eine Kopie der GPL-, LGPL- und anderer Open Source-Genehmigungen finden Sie unter <http://opensource.lge.com>. Sämtliche angegebenen Lizenzbedingungen, Haftungsausschlüsse und Hinweise zum Urheberrecht stehen als Quellcode zum Download bereit.

Avis concernant les logiciels open source

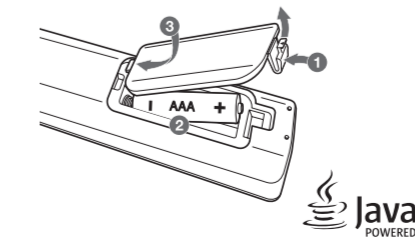
Pour connaître le code source correspondant de GPL, LGPL et d'autres licences open source, rendez-vous sur <http://opensource.lge.com>. Les conditions de licence, les déclarations de responsabilité et les avis concernant les droits d'auteur sont disponibles en téléchargement avec le code source.

Aviso sobre el software de código abierto

Para obtener el correspondiente código bajo la licencia de GPL, LGPL y otras licencias de código abierto, visite <http://opensource.lge.com>. Todos los términos de licencia, la exclusión de garantía y los avisos de copyright pueden descargarse con código abierto.

Nota di software di libera circolazione

Per ottenere il corrispondente codice di software di libera circolazione in base alle licenze GPL, LGPL e altre, visitate il sito <http://opensource.lge.com>. Tutti i termini relativi a licenza, rivendicazioni di garanzia e note di copyright sono disponibili per lo scaricamento con il codice di sorgente.



Some of the content in this manual may differ from your player depending on the software of the player or your service provider. / Anhang von der Software Ihres Players oder Service Providers unterscheiden sich einige Inhalte dieses Handbuchs u.U. von Ihrem Player. / Certain du contenu dans ce manuel est susceptible d'être différent de votre lecteur selon le logiciel du lecteur ou votre fournisseur de service. / Algunos de los contenidos de este manual pueden diferir de su reproductor, dependiendo del software del reproductor o de su proveedor de servicios. / Alcuni dei contenuti presenti in questo manuale potrebbero presentare delle differenze rispetto al suo lettore a seconda del software del lettore o del suo fornitore di servizi.