LG
Life's Good

ENGLISH

Simple Owner's Manual

LG TONE Free

Bluetooth® LG Stereo Headset

Rev 1.0 IN

NOTE: For the best performance and to prevent any damage to, or misuse of the headset, please read all of the information carefully prior to using the headset.

Any modifications or changes to this manual due to typographical errors or inaccuracies of stated information shall only be made by LG Electronics Inc.

TONE-T90Q

www.lg.com

Copyright © 2023 LG Electronics Inc. All Rights Reserved.

Product Components

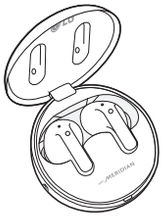

LG TONE Free® Earbuds (medium eargels installed) UV Charging Case

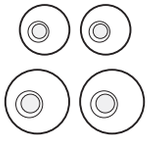

Extra Ear Gels (small & large)

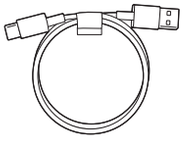

USB Type-C™ Charging and Data cable

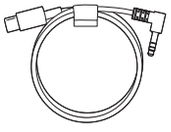

USB-C™ to AUX cable



Simple Owner's Manual



Warranty Card

NOTE: Actual product design may differ from images shown in manual.

⚠ CAUTION

Make sure authentic LG Electronics components are used. Using a non-authentic component may damage the product. The LG limited warranty does not cover damage caused by the use of non-authentic components. Use the USB Type-C™ Charging and Data cable/USB-C™ to AUX cable provided with the product.

Download Manual

SIMPLE_TONE-T90Q.CINDLWH_ENG_UG-T90Q-IN-01.indd 2 2023-02-08 2:25:18

Overview

[Charging Case]

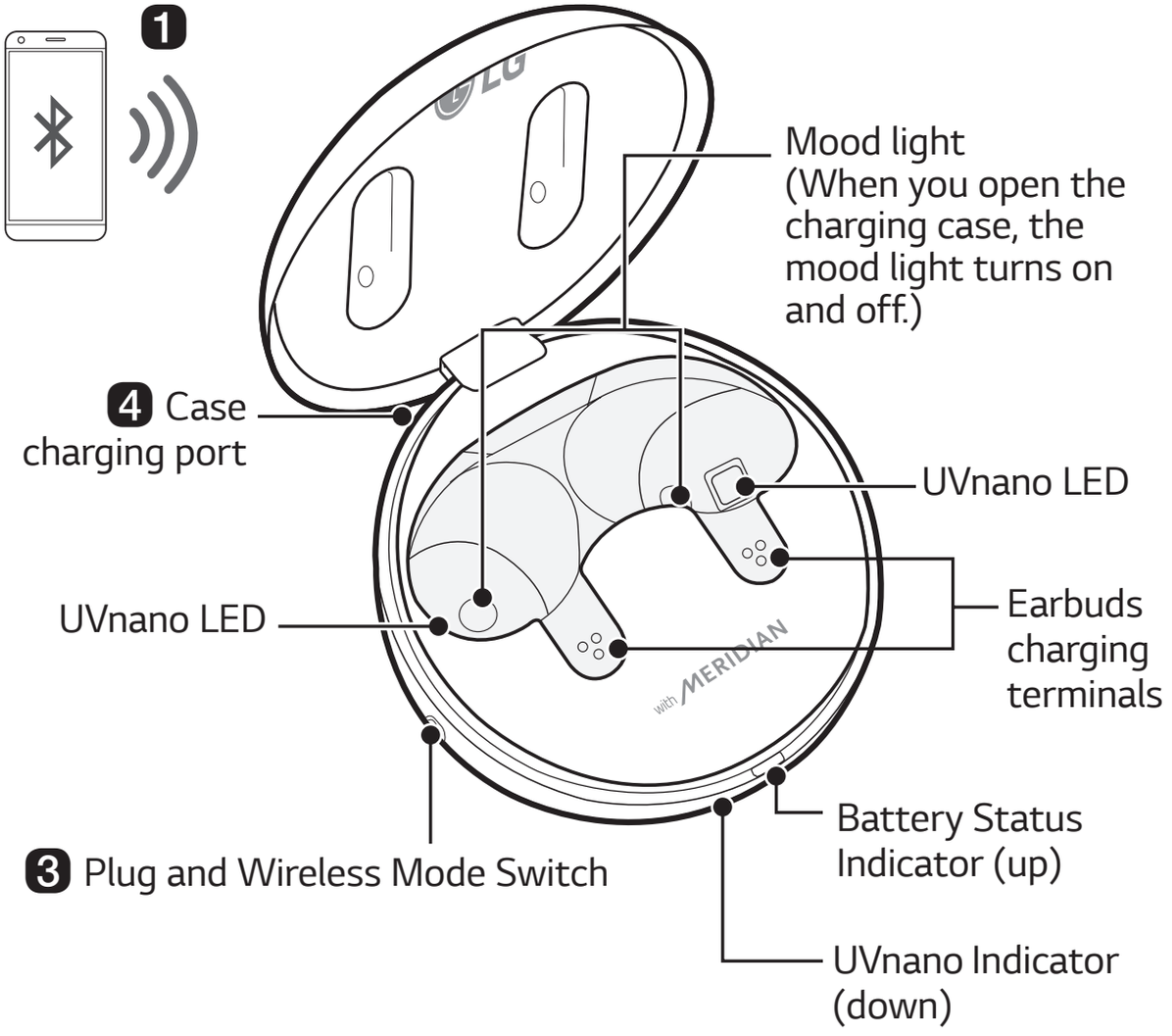

SIMPLE_TONE-T90Q.CINDLWH_ENG_UG-T90Q-IN-01.indd 3 2023-02-08 2:25:18

[Earbuds]

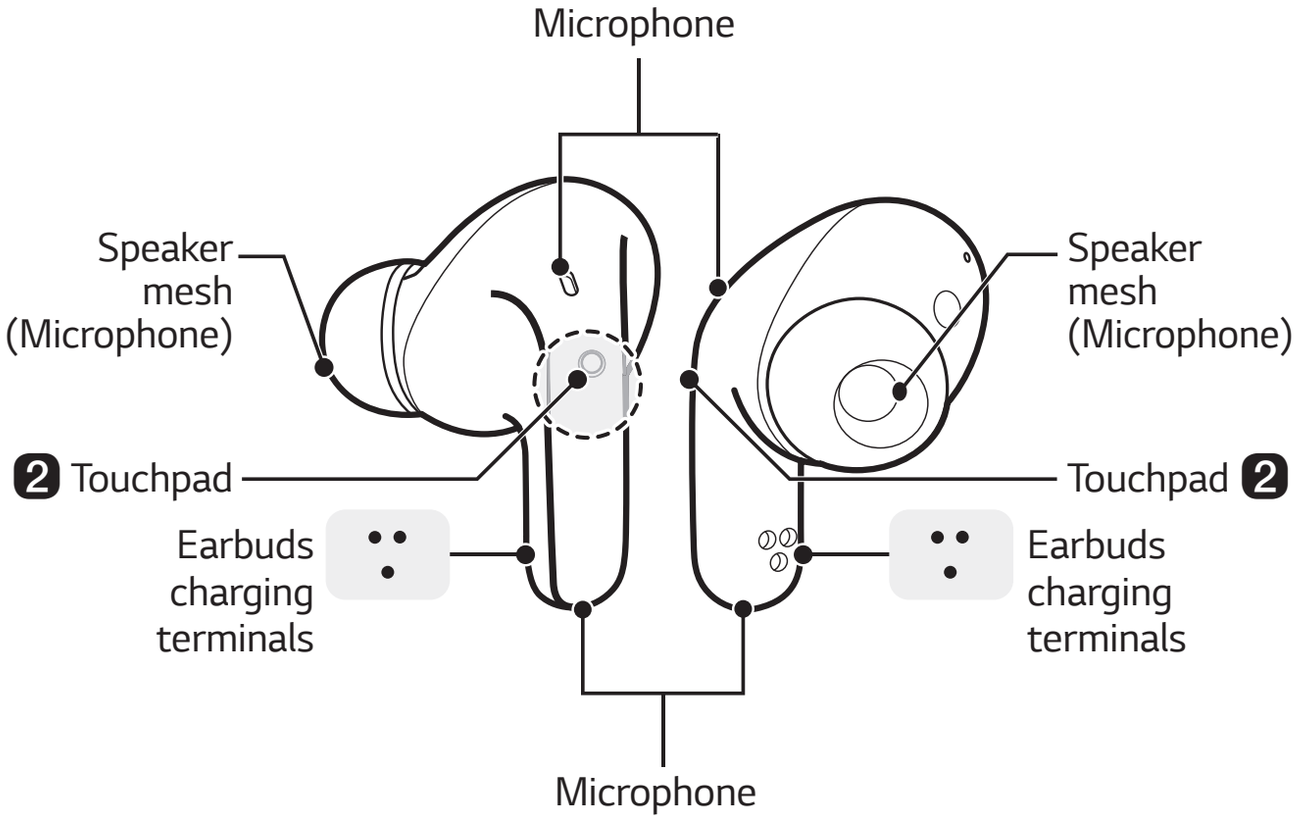

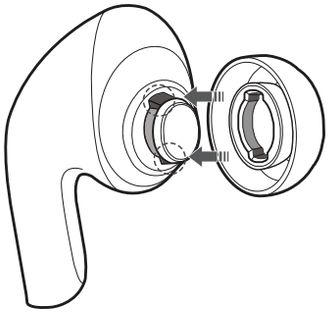

*Make sure that the Earbuds charging terminal is not soiled with foreign substance.

*The appearance and specifications of the actual product may differ depending on the model.

*To replace the ear gel, align the hole shape of the ear gel with the protrusion of the earbuds and fasten it.

SIMPLE_TONE-T90Q.CINDLWH_ENG_UG-T90Q-IN-01.indd 4 2023-02-08 2:25:19

Using the Earbuds

1 Connect the Earbuds to a mobile phone via Bluetooth

1 Tap the **Setting** [/] app on your mobile phone. Select ® and then turn on the Bluetooth function. (Off > On)

2 Open the cover of the charging case with the earbuds mounted on the case. The battery status indicator on the front will blink blue.
If the battery status light does not blink blue, or if you want to connect a device other than the one already connected, press and hold the touchpad of the left or right earbud for 3 to 5 seconds.

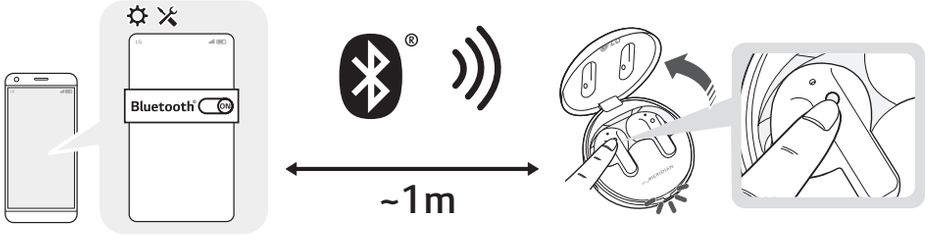

3 When the Fast Pair connection pop-up appears on the bottom of the mobile phone screen, tap it to connect.

4 If the pop-up does not appear, select [TONE-T90Q] from the Bluetooth menu on the mobile phone and connect it.

• In the list of Bluetooth connected devices, TONE-T90Q_LE is not the correct model name for connection.
Check the model name in use and connect with the model name without "LE".

SIMPLE_TONE-T90Q.CINDLWH_ENG_UG-T90Q-IN-01.indd 5 2023-02-08 2:25:19

❷ Using the Earbuds with touch

Touch the earbuds to play or pause music, answer or reject calls.
You can change how the function works in the touchpad settings of the "LG TONE Free" app.

Description	Mobile Calling Functions	Playing Music	Plug and Wireless Mode	Listen to the Ambient Sound (LAS) / Active Noise Cancellation (ANC)
 Touch once	Answering Calls	Play / Pause	Mute or Unmute	-
 Touch twice	Ending Calls	Decrease volume (Touch the left) Increase volume (Touch the right)		-
 Touch three times	-	Play Next	Play Next song (Connecting with USB audio device)	-
 Touch and hold	Rejecting Calls	-	-	Change the functions

• When the charging case is connected to an analog device, touching it three times triggers no response.

SIMPLE_TONE-T90Q.CINDLWH_ENG_UG-T90Q-IN-01.indd 6 2023-02-08 2:25:19

• Connect the charging case to a USB audio device and then touch once to play/pause music.

❸ Connecting to an External Device(Plug and Wireless Mode)

You can connect the charging case to an analog device (airplane seat audio, treadmill, cassette, radio, TV, etc.) or a USB audio device (PC) to listen to the sound with the earbuds.

[How to connect analog devices]

1 Connect the USB-C™ side of the included USB-C™ to AUX cable to the charging case.

2 Connect the AUX side to a device you want to use.

3 Wear the earbuds.

4 Push the Plug and Wireless Mode switch to the right to turn on the mode. The indicator on the charging case flashes in green.

5 Once the charging case is connected to the earbuds, the indicator turns off.

• To disconnect an external device, push the Plug and Wireless Mode switch to the left.
The indicator on the charging case flashes in blue and the earbuds reconnect to the device that was previously connected.

• If the device is not found, the earbuds enter the Connection Ready mode.

• Call function is not supported when connected to an analog device.

SIMPLE_TONE-T90Q.CINDLWH_ENG_UG-T90Q-IN-01.indd 7 2023-02-08 2:25:19

[How to connect USB audio device]

1 Connect the USB-C™ side of the included USB Type-C™ Charging and Data cable to the charging case.

2 Connect the USB-A side to a device you want to use.

3 Wear the earbuds.

4 Push the Plug and Wireless Mode switch to the right to turn on the mode.
The indicator on the charging case flashes in green.

5 Once the charging case is connected to the earbuds, the green indicator turns off and the case charging status is displayed.

- To disconnect an external device, push the Plug and Wireless Mode switch to the left .
  The indicator on the charging case flashes in blue and the earbuds reconnect to the device that was previously connected.
- If the device is not found, the earbuds enter the Connection Ready mode.

4 Charging

[Wired Charging] With the earbuds mounted to the charging case, connect the charging cable to the charging case to charge. The earbuds and the charging case are charged at the same time.

- The UVnano LED operates for 10 minutes when mounted in the charging case while it is being charged.

[Wireless Charging] Align the bottom center of the charging case with the center of the wireless charger.

SIMPLE_TONE-T90Q.CINDLWH_ENG_UG-T90Q-IN-01.indd 8 2023-02-08 2:25:19

• When wirelessly charging, the UVnano LED sanitize the earbuds' ear gels for 10 minutes before charging.

⚠ **CAUTION:** Be aware that the temperature of the earbuds may rise while the UVnano LED is on.

5 Connecting the LG TONE Free app

1 Search for "LG TONE Free" in the Google Play Store or App Store on your mobile phone or scan the QR code below to install the LG TONE Free app.

2 Run the app to use various functions. (Check Earbud Battery, Voice Alert, Change Equalizer Mode, Check Last Connected Location Information, and Find My Earbuds function, etc.)



<Android>



<iOS>

SIMPLE_TONE-T90Q.CINDLWH_ENG_UG-T90Q-IN-01.indd 9 2023-02-08 2:25:19

Dolby Atmos

Dolby, Dolby Atmos, and the double-D symbol are registered trademarks of Dolby Laboratories Licensing Corporation.
Manufactured under license from Dolby Laboratories. Confidential unpublished works.
Copyright © 2012–2020 Dolby Laboratories. All rights reserved.



Snapdragon Sound is a product of Qualcomm Technologies, Inc. and/or its subsidiaries.
Snapdragon and Snapdragon Sound are trademarks or registered trademarks of Qualcomm Incorporated.

Qualcomm® aptX™ Adaptive

SIMPLE_TONE-T90Q.CINDLWH_ENG_UG-T90Q-IN-01.indd 10 2023-02-08 2:25:20

The LG TONE Free (TONE-T90Q) is a lightweight wireless headset that uses *Bluetooth* technology.

This product can be used as an audio accessory for devices supporting either the A2DP or Hands-Free *Bluetooth* Profile.

Safety Precautions

The following safety precautions are provided to prevent any unexpected accident or damage. Please familiarise yourself with the safety precautions. The safety precautions are classified into "WARNING" and "CAUTION".

⚠ **WARNING:** Failing to comply with the instructions may result in serious injury or death.

⚠ **CAUTION:** Failing to comply with the instructions may result in minor injury or product damage.

⚠ WARNING

Do not drop the product from a high place.

Make sure there is no alcohol, or benzene in contact with the product.

Do not store the product in a wet or dusty place.

Do not place heavy objects on the product.

This product is waterproof to the IPX4 level (daily life waterproof). (The IPX4 waterproof rating applies to the earbud product only.)
Do not put the product under the water or use it in a humid location such as a bathroom.

SIMPLE_TONE-T90Q.CINDLWH_ENG_UG-T90Q-IN-01.indd 11 2023-02-08 2:25:21

⚠ CAUTION

Do not disassemble, adjust, or repair the product.

Do not place the product near excessive heat or flammable material.

The product may be damaged if an incompatible charger is used.

Keep small components of the product away from infants or children.

Make sure that foreign objects do not enter the charger's connectors (Case charging port and power plug). Foreign objects in the charger's connectors may result in fire or electric shock.

If you have a medical device implanted, contact your doctor before using this device.

For your safety, do not remove the battery incorporated in the product.

This product has a built-in battery, and the battery cannot be removed or replaced.

If you arbitrarily replace the battery or don't replace it correctly, it may explode.

The lithium-ion battery is a hazardous component that can cause injury.

Battery replacement by an unqualified professional can cause damage to your device.

Do not discard the battery arbitrarily. Follow the local procedure for discarding batteries.

In order to prevent unnecessary energy consumption, disconnect the device when fully charged. Always use an easily accessible power outlet for charging your device.

Risk of fire or explosion if the battery is replaced by an incorrect type.

Do not store or transport at pressures lower than 11.6 kPa and at above 15000 m altitude.

SIMPLE_TONE-T90Q.CINDLWH_ENG_UG-T90Q-IN-01.indd 12 2023-02-08 2:25:21

Replacement of a battery with an incorrect type that can defeat a safeguard (for example, in the case of some lithium battery types).

Disposal of a battery into fire or a hot oven, or mechanically crushing or cutting of a battery, may result in an explosion.

Leaving a battery in an extremely high temperature surrounding environment that can result in an explosion or the leakage of flammable liquid or gas.

A battery subjected to extremely low air pressure may result in an explosion or the leakage of flammable liquid or gas.

Do not carelessly throw away old batteries. It can cause an explosion or fire. The disposal method may vary by country and region. Dispose of it in an appropriate manner.

Precautions When Using the Product

If the product is exposed to excessive sweat, Clean the product with dry cloth. Keep the earbuds clean.

Wearing earbuds for a long time may cause pain, and if humidity inside ears continues for a long time, it may cause skin trouble.

HD Speaker

If the communication network of the device you are connecting to supports HD Voice Calling, you can enjoy making voice calls and listening to music in high definition.

SIMPLE_TONE-T90Q.CINDLWH_ENG_UG-T90Q-IN-01.indd 13 2023-02-08 2:25:21

Troubleshooting

If you see any of the following symptoms while using the product, make sure to recheck it. It may not be a malfunction.

Symptom	Cause and Solution
The power does not turn on	Check the battery level and charge it.
If unable to make a call with earbuds	If the mobile phone does not support headset and hands-free functions, you cannot use the calling features. Check the battery level and charge it.
If unable to register earbuds to mobile phone	Check whether power is turned on by opening the cover of the charging case. Check if the earbuds have entered the search mode. - While the earbuds are inserted in the charging case, press and hold the touch pad on the left or right earbud for 3 to 5 seconds to switch to the search mode. Check whether Plug and Wireless mode switch is turned on.
If you replaced the earbuds or there is a problem with the operation (Factory reset)	While the earbuds are inserted in the charging case, press and hold the touch pad on the left or right earbud for 10 seconds or more. - The battery status indicator of the charging case flashes red and the initialization to the factory status is carried out. After initialization to the factory status, reconnect the earbuds.

• Factory reset and Search mode cannot be used in Plug and Wireless mode.

SIMPLE_TONE-T90Q.CINDLWH_ENG_UG-T90Q-IN-01.indd 14 2023-02-08 2:25:21

Specifications and Features

Item	Comments
Bluetooth Specifications	V 5.3 (HSP/HFP/A2DP/AVRCP)
Battery	Earbud: 3.85 V / 51 mAh, Lithium-ion Charging case: 3.7 V / 390 mAh, Lithium-ion
Music Play Time Earbuds & With Charging case	ANC Off: Up to 9 & Up to 29 hours* ANC On: Up to 5 & Up to 16 hours*
Charging Time	Earbud: within an hour / Charging case: within 2 hours Fast Charging: 5 min charge for up to 60 min playtime* • When charging wired at room temperature
Rated Input Voltage	Earbud: 5 V ⎓, 102 mA Charging case: 5 V ⎓, 500 mA
Operating Temperature	0 °C ~ +40 °C
Operating Humidity	5 % ~ 60 %

SIMPLE_TONE-T90Q.CINDLWH_ENG_UG-T90Q-IN-01.indd 15 2023-02-08 2:25:21

Dimensions (mm) / Weight (g)	Earbud: 21.5 mm (W) X 27.7 mm (L) X 24.9 mm (H) / 5.3 g (One earbud) Charging case: 54.5 mm (W) X 54.5 mm (L) X 29.6 mm (H) / 39.3 g
Frequency range	2402 MHz to 2480 MHz

*Duration of use may vary depending on the connected mobile device, features being used, settings, signal strength, operating temperature, frequency band, and other methods of use.

SIMPLE_TONE-T90Q.CINDLWH_ENG_UG-T90Q-IN-01.indd 16 2023-02-08 2:25:21

Declaration of Confirmation

FCC NOTICE TO USERS:

This device complies with part 15 of the FCC Rules.

Operation is subject to the following two conditions:

(1) This device may not cause harmful interference, and

(2) This device must accept any interference received, including interference that may cause undesired operation.

Changes or modifications not expressly approved by the manufacturer (or party responsible) for compliance could void the user's authority to operate the equipment.

FCC Part 15.105 statement

This equipment has been tested and found to comply with the limits for a Class B digital device, pursuant to Part 15 of the FCC Rules.

These limits are designed to provide reasonable protection against harmful interference in a residential installation. This equipment generates, uses and can radiate radio frequency energy and, if not installed and used in accordance with the instructions, may cause harmful interference to radio communications.

However, there is no guarantee that interference will not occur in a particular installation. If this equipment does cause harmful interference to radio or television reception, which can be determined by turning the equipment off and on, the user is encouraged to try to correct the interference by one or more of the following measures:

SIMPLE_TONE-T90Q.CINDLWH_ENG_UG-T90Q-IN-01.indd 17 2023-02-08 2:25:21

- Reorient or relocate the receiving antenna.
- Increase the separation between the equipment and receiver.
- Connect the equipment into an outlet on a circuit different from that to which the receiver is connected.
- Consult the dealer or an experienced radio/TV technician for help.

IMPORTANT NOTE:

To comply with the FCC RF exposure compliance requirements, no change to the antenna or the device is permitted. Any change to the antenna or the device could result in the device exceeding the RF exposure requirements and void user's authority to operate the device.

DECLARATION OF CONFORMITY:

Hereby, LG Electronics declares that the radio equipment type this headset is in compliance with Directive 2014/53/EU. The full text of the EU declaration of conformity is available at the following internet address: http://www.lg.com/global/support/cedoc/cedoc#

SIMPLE_TONE-T90Q.CINDLWH_ENG_UG-T90Q-IN-01.indd 18 2023-02-08 2:25:21

Bluetooth® is a registered trademark of Bluetooth SIG, Inc. worldwide.

Android, Google Play, the Google Play logo, and other related marks and logos are trademarks of Google LLC.

FCC ID: ZNFTONET90Q (Earbud) /
ZNFTONET90QC (Charging case)

Additional Information

1. Radio frequency exposure

This *Bluetooth* LG Stereo Headset is a radio transmitter and receiver. When in operation, it communicates with a *Bluetooth*-equipped mobile device by receiving and transmitting radio frequency (RF) electromagnetic fields (microwaves) in the frequency range 2402 to 2480 MHz. Your *Bluetooth* headset is designed to operate in compliance with the RF exposure guidelines and limits set by national authorities and international health agencies when used with any compatible LG Electronics mobile phone.

SIMPLE_TONE-T90Q.CINDLWH_ENG_UG-T90Q-IN-01.indd 19 2023-02-08 2:25:21

2. *Bluetooth* Connection Precautions

The following environments affect the range and reception of Bluetooth signals:

- When walls, metal, human bodies, or other obstacles exist between the *Bluetooth* device and the connected device.
- When equipment that uses 2.4 GHz frequency signals (wireless LANs, wireless phones, microwave ovens, etc.) is placed near the devices being used.
- When using a *Bluetooth* device (TV, laptop, etc.) other than the mobile phone, the sound quality may be affected by the specifications and performance of the device.

3. Potentially explosive atmosphere

Turn off your electronic device when in any area with a potentially explosive atmosphere. Although this is uncommon, your electronic device could generate sparks. Sparks in such areas could cause an explosion or fire resulting in bodily injury or even death. Areas with a potentially explosive atmosphere are often but not always clearly marked.

4. Battery information

A rechargeable battery has a long service life if treated properly. A new battery or one that has not been used for a long period of time could have reduced capacity the first few times it is used. Do not expose the battery to extreme temperatures, never above +50°C or below -10°C. For maximum battery capacity, use the battery at room temperature. If the battery is used in low temperatures, the battery capacity will be reduced. The battery can only be charged in temperatures between 0°C and +45°C.

SIMPLE_TONE-T90Q.CINDLWH_ENG_UG-T90Q-IN-01.indd 20 2023-02-08 2:25:21

5. Recycling the battery in your *Bluetooth* Headset

The battery in your Bluetooth Headset must be disposed of properly and should never be placed in municipal waste.

6. Conditions

- The warranty is valid only if the original receipt issued to the original purchaser by the dealer, specifying the date of purchase and serial number, is presented with the product to be repaired or replaced. LG Electronics reserves the right to refuse warranty service if this information has been removed or changed after the original purchase of the product from the dealer.
- If LG Electronics repairs or replaces the product, the repaired or replaced product shall be warranted for the remaining time of the original warranty period or for ninety (90) days from the date of repair, whichever is longer. Repair or replacement may involve the use of functionally equivalent reconditioned units. Replaced parts or components will become the property of LG Electronics.
- This Warranty does not cover any failure of the product due to normal wear and tear, or due to misuse, including but not limited to use in other than the normal and customary manner, in accordance with instructions for use and maintenance of the product. Nor does this warranty cover any failure of the product due to accident, modification or adjustment, acts of God or damage resulting from liquid.
- This warranty does not cover product failures due to improper repair installations, modifications or service performed by a non-LG Electronics authorized person. Tampering with any of the seals on the product will void the warranty.

SIMPLE_TONE-T90Q.CINDLWH_ENG_UG-T90Q-IN-01.indd 21 2023-02-08 2:25:21

Limited Warranty

Subject to the conditions of this Limited Warranty, LG Electronics warrants this product to be free from defects in design, material, and workmanship at the time of its original purchase by a consumer, and for a subsequent period of one (1) year. Should your product need warranty service, please return it to the dealer from whom it was purchased or contact your local LG Electronics contact center to get further information.

Important Safety Information

Avoiding hearing damage

Permanent hearing loss may occur if you use your Headset at a high volume. Set the volume to a safe level. You can adapt over time to a higher volume of sound that may sound normal but can be damaging to your hearing.

If you experience ringing in your ears or muffled speech, stop listening and have your hearing checked. The louder the volume, the less time is required before your hearing could be affected. Hearing experts suggest that to protect your hearing:

- Limit the amount of time you use the headset at a high volume.
- Avoid turning up the volume to block out noisy surroundings.
- Turn the volume down if you can't hear people speaking near you.



SIMPLE_TONE-T90Q.CINDLWH_ENG_UG-T90Q-IN-01.indd 22 2023-02-08 2:25:21

Using headsets safely

Use of Headset to listen to music while operating a vehicle is not recommended and is illegal in some areas. Be careful and attentive while driving. Stop using this device if you find it disruptive or distracting while operating any type of vehicle or performing any other activity that requires your full attention.

Open Source Software Notice Information

To obtain the source code that is contained in this product, under GPL, LGPL, MPL, and other open source licenses that have the obligation to disclose source code, and to access all referred license terms, copyright notices and other relevant documents, please visit https://opensource.lge.com.

LG Electronics will also provide open source code to you on CD-ROM for a charge covering the cost of performing such distribution (such as the cost of media, shipping, and handling) upon email request to opensource@lge.com.

This offer is valid to anyone in receipt of this information for a period of three years after our last shipment of this product.

SIMPLE_TONE-T90Q.CINDLWH_ENG_UG-T90Q-IN-01.indd 23 2023-02-08 2:25:21

Environmental information



Disposal of your old appliance (as per e-waste Rules)

1. When this crossed out wheeled bin symbol is depicted on the product and its operator's manual, it means the product is covered by E-Waste Management Rules India published by MoEF & CC, Govt. of India and are meant to be recycled, dismantled, refurbished or disposed off.
2. **Do's**
   a. The product is required to be handed over only to the authorized recycler for disposal.
   b. Keep the product in isolated area, after it becomes non-functional/ unrepairable so as to prevent its accidental breakage.

   Don'ts

   a. The product should not be opened by the user himself/ herself, but only by authorized service personnel.
   b. The product is not meant for re-sale to any unauthorized agencies/scrap dealer/kabariwalah.
   c. The product is not meant for mixing into household waste stream.
   d. Do not keep any replaced spare part(s) from the product in exposed area.

SIMPLE_TONE-T90Q.CINDLWH_ENG_UG-T90Q-IN-01.indd 24 2023-02-08 2:25:21

3. Any disposal through unauthorized agencies/person will attract action under Environment (Protection) Act 1986.
4. This product is complied with the requirement of Hazardous Substances as specified under E-Waste Management Rules India published by MoEF & CC, Govt. of India.
5. To locate a nearest collection centre or call for pick-up (limited area only) for disposal of this appliance, please contact No. 08069379999, Toll Free No. 1800-315-9999 for details. All collection centre and pick up facilities are done by third parties with LG Electronics India Pvt. Ltd. Merely as a facilitator. For more detailed information, please visit : http://www.lg.com/in.

Battery



1. This symbol may be combined with chemical symbols for mercury(Hg), cadmium(Cd) or lead(Pb) if the battery Contains more that 0.0005% of mercury, 0.002% of cadmium or 0.004% of lead.



Pb

2. All batteries/accumulators should be disposed separately from the municipal waste stream via designated collection facilities appointed by the government or the local authorities.
3. The correct disposal of Your old batteries/accumulators will help to prevent potential negative consequences for the environment, animal and human health.

SIMPLE_TONE-T90Q.CINDLWH_ENG_UG-T90Q-IN-01.indd 25 2023-02-08 2:25:21

RISK GROUP 3	
	**WARNING :** UV-C EMITTED FROM THIS PRODUCT. AVOID EYE AND SKIN EXPOSURE TO UNSHIELDED PRODUCT.
	WARNING : IF YOU DON'T DO CHARGING OR IF YOU OPEN THE CHARGING CASE, THE UVNANO FUNCTION IS NOT ACTIVATED.

SIMPLE_TONE-T90Q.CINDLWH_ENG_UG-T90Q-IN-01.indd 26 2023-02-08 2:25:21

Symbols

~	Refers to alternating current (AC).
⎓	Refers to direct current (DC).
⧈	Refers to class II equipment.
⏻	Refers to stand-by.
I	Refers to “ON” (power).
⚡	Refers to dangerous voltage.

SIMPLE_TONE-T90Q.CINDLWH_ENG_UG-T90Q-IN-01.indd 27 2023-02-08 2:25:22





SIMPLE_TONE-T90Q.CINDLWH_ENG_UG-T90Q-IN-01.indd 28 2023-02-08 2:25:22