



SIMPLE MANUAL

Ultra HD Blu-ray Disc™ Player

Please read this manual carefully before operating your set and retain it for future reference.

To view the instructions of advanced features, visit <http://www.lg.com> and then download Owner's Manual.

Some of the content in this manual may differ from your unit.

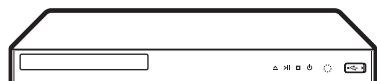
MODEL
UP970



www.lg.com



Front Panel



- Disc Tray Open / Close
- Starts / Pauses playback
- Stops playback
- Power On / Off
- Power Indicator
- USB Port** Connect a USB device.

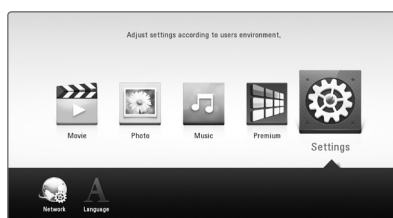
Rear Panel



- LAN** Connect to Internet.
- HDMI1 OUT TO TV** Connect to TV.
- HDMI2 AUDIO ONLY** Connect to digital audio device.
- OPTICAL AUDIO OUT** Connect to digital audio device.

Home Menu

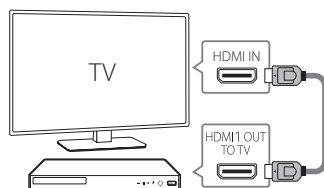
After initial setup, Home menu appears on the TV screen. Enjoy various functions on the player.



TV Connection

HDMI Connection

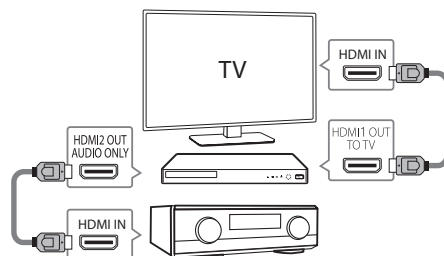
- 1 Connect the HDMI jack on the player to the HDMI jack on the TV using a HDMI cable.



- 2 Set the input selector to HDMI on the TV.
- 3 Follow the instructions on the TV screen using remote control.

Additional Device Connection

- 1 Connect the HDMI OUT (HDMI1 OUT TO TV) jack on the player to the HDMI jack on the TV using a HDMI cable.
- 2 Connect the player's HDMI OUT (HDMI2 AUDIO ONLY) jack to the HDMI jack on your amplifier using another HDMI cable.



- 3 Set the input selector to HDMI on the TV and amplifier.



To enjoy online services, the player should be connected to internet through wired or wireless connection.

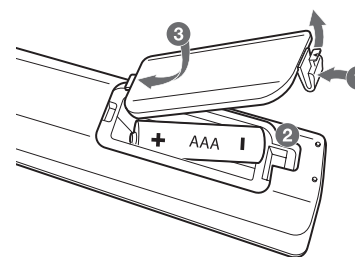
Additional Information

Specification

Power requirements	Refer to main label.
Power consumption	Refer to main label.
Dimensions (W x H x D)	Approx. 430 mm x 45.5 mm x 205 mm
Bus Power Supply (USB)	5 V 500 mA

Design and specifications are subject to change without notice.

Replacement of battery



Open Source Software Notice Information

To obtain the source code under GPL, LGPL, MPL and other open source licenses, that is contained in this product, please visit <http://opensource.lge.com>.

In addition to the source code, all referred license terms, warranty disclaimers and copyright notices are available for download.

LG Electronics will also provide open source code to you on CD-ROM for a charge covering the cost of performing such distribution (such as the cost of media, shipping and handling) upon email request to opensource@lge.com. This offer is valid for three (3) years from the date on which you purchased the product.

Customer Support

You can update the Player using the latest software to enhance the products operation and/or add new features. To obtain the latest software for this player (if updates have been made), proceed the software updates or visit <http://www.lg.com> or contact LG Electronics customer care center.