



ENGLISH

SIMPLE MANUAL

HIGH POWER SPEAKER SYSTEM

Please read this manual carefully before operating your set and retain it for future reference.
To view the instructions of advanced features, visit <http://www.lg.com> and then download
Owner's Manual. Some of the content in this manual may differ from your unit.

MODEL
FJ7

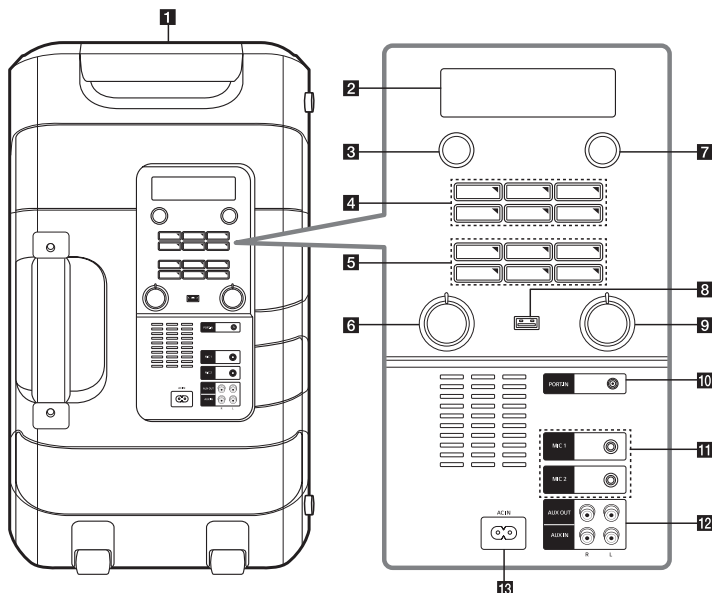


* M F L 6 9 7 1 2 0 0 2 *

www.lg.com



Rear panel



1 Handle

2 Display window

3 (Standby)
Turns the power on or off.

4 PRESET/DEMO

- Press and hold to store radio stations.
- Chooses a preset number for a radio station.
- In power off status, if you press **PRESET/DEMO**, show demo mode.

AUTO DJ/PRESET DELETE

- Selects the AUTO DJ mode.
- Press and hold to delete all the saved stations.
- Sees the name of connected all **Bluetooth** device in **Bluetooth** mode.

WIRELESS LINK

- Selects MASTER or SLAVE on WIRELESS PARTY LINK mode.
- Enable or disable WIRELESS PARTY LINK mode.

I<<< (Skip/Search)

- Skips backward.
- Searches for a section within a file.
- Selects the radio stations.

>|| (Play/Pause)

- Starts or pauses playback.

>>>I (Skip/Search)

- Skips forward.
- Searches for a section within a file.
- Selects the radio stations.

5 USER EQ/PARTY LINK

- Selects the sound effect created by your own.
- Press and hold to select PARTY LINK.

SOUND EFFECT/BASS BLAST

- Chooses sound impressions.
- Press and hold to select BASS effect directly.

VOICE CANCELLER

You can enjoy the function while playing the music, by reducing singer vocal of music in the various source.

ECHO

Selects ECHO mode.

KEY CHANGER

Press to change the key to suit your vocal range.

VOCAL EFFECTS

Selects VOCAL EFFECTS mode.

6 MIC VOLUME/LEVEL CONTROL

- Adjust microphone volume.
- Turns clockwise or counterclockwise to control the USER EQ level.
- Adjust KEY CHANGER level.
- Sets Delay value in PARTY LINK mode.

7 F (Function)

Selects the function and input source.

8 USB Port

You can play sound files by connecting the USB device.

9 MASTER VOLUME

Adjust speaker volume.

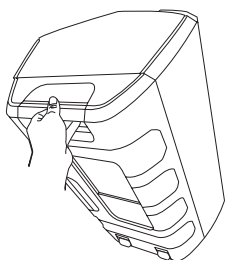
10 PORT. (Portable) IN jack**11 MIC (Microphone) 1/2 jack****12 AUX OUT (L/R)****AUX IN (L/R)**

Connect an auxiliary device.

13 AC IN socket


Carrying the unit

The unit has wheels and a handle so you can easily move the unit.



Additional Information

Specifications

Power Requirements	Refer to the main label on the unit.
Power Consumption	Refer to the main label on the unit.
Dimensions (W x H x D)	Approx. 461 mm x 717 mm x 378 mm
Bus Power Supply (USB)	5 V  1 A
Amplifier (Total RMS output power)	400 W RMS

Design and specifications are subject to change without notice.

Controller App



Download the **Music Flow Bluetooth** App to your device. (Android only)

LG Sound Sync (Wireless)



For more information, download the online owner's manual. <http://www.lg.com>

