



LG Pra.L

SIMPLE MANUAL

Ultrasonic Cleanser

Please read this manual carefully before operating your set and retain it for future reference.

Model
BCP1A BCP2A



Detailed instructions can be found in the WEB manual from LG Electronics official website. You can quickly access the user manual by scanning the QR code with a smart device.



COV37346912

2406_Rev04

www.lg.com

How to use special Functions

Ultrasonic multifunctional deep cleanser

Hypoallergenic ultrasonic/silicone vibrating multifunctional deep cleanser cleans skin and makes it feel smoother.

Fibonacci patterned brush

Spiral fibonacci patterned soft silicone brush ensures deep cleansing.

Perfect cleansing

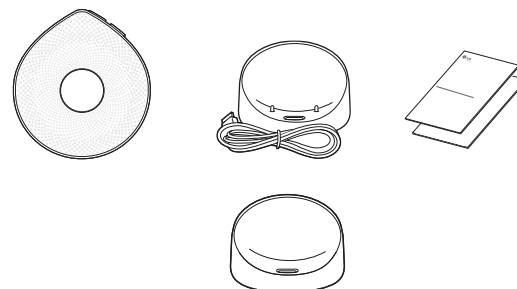
Brush edges have curves to clean every part of the face.

Waterproof

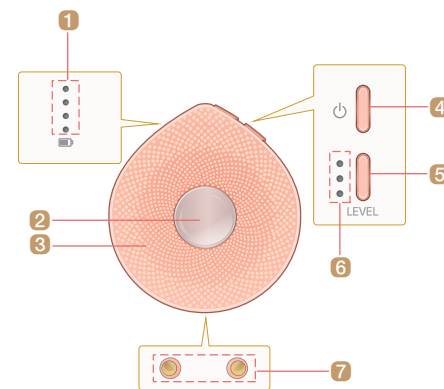
The device can be used in the shower and washed under running water.

※ Waterproofing can weaken with time and usage.

Components

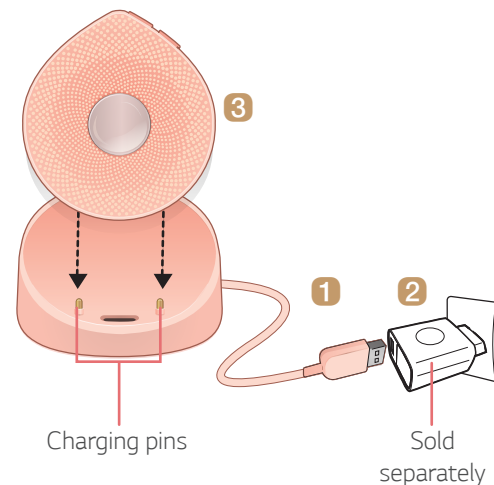


Device Description



- 1 Battery status indicator
- 2 Ultrasonic head
- 3 Silicone brush
- 4 Power (⏻)
- 5 LEVEL (LEVEL)
- 6 Level (strength) indicator
- 7 Charging pins

Charge



CAUTION

Do not place metal objects such as metal pins, metal beauty tools, coins, etc. on the charging pins. It may cause a fire. If it is not charging, unplug the power plug.

Product specification

General	
Dimensions (W x H x D)	Main Body : Approximately 72 mm x 79 mm x 41 mm Charging cradle : Approximately 69 mm x 41 mm x 47 mm
Use temperature	5 °C - 35 °C
Use humidity	0 % - 90 %
Recommend number of usage	Once a day <ul style="list-style-type: none"> • Works 1.5 hours at level 3 on a full charge. (Internal test result) • The usage hours can vary depending on battery age, surrounding temperature and usage conditions.
Time to Full Charge	Maximum of 3 hours <ul style="list-style-type: none"> • 5 V, 2.0 A charging adapter • Charging time may vary depending on battery level, surrounding temperature and charging conditions.
Waterproof	IPX7 <ul style="list-style-type: none"> • International Standard IEC 60529 (1M deep 30min use) • Test results under the controlled lab condition. • Waterproofing can weaken with time and usage.

• Design and specifications are subject to change without notice.

Precautions for Use

Precautions before using the device

- Recommended for use on the face only.
- Those who frequently suffer from severe dermatitis should consult a dermatologist before use.
- Please use caution if you are allergic to silicone or rubber.
- If a scratch or breakage occurs on the part of the head that comes into contact with the skin, stop using it and have it serviced at a service center.

Safety cautions




- **WARNING:** Suitable for use in a bath or shower

- **CAUTION:** It is recommended that you use the 5 V DC adapter (more than 2.0 A) with this device. If you do not use the recommended adapter, charging is unavailable or charging time may differ.
- The adapter is not waterproof, so be careful do not expose it to water.
- Using the product more than the recommended once per day may cause skin irritation.
- The device does not provide voice guidance.

! For safety precautions, refer to the manual provided separately.

Cleansing Once a day use recommended Recommended to use with cleansing foam

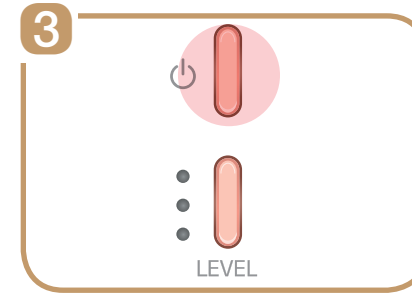


1 Wet face and brush with lukewarm water.

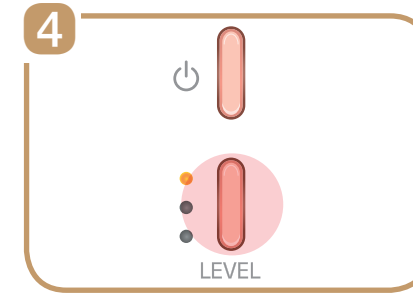


2 Use a rich cleansing foam suitable for your skin type.

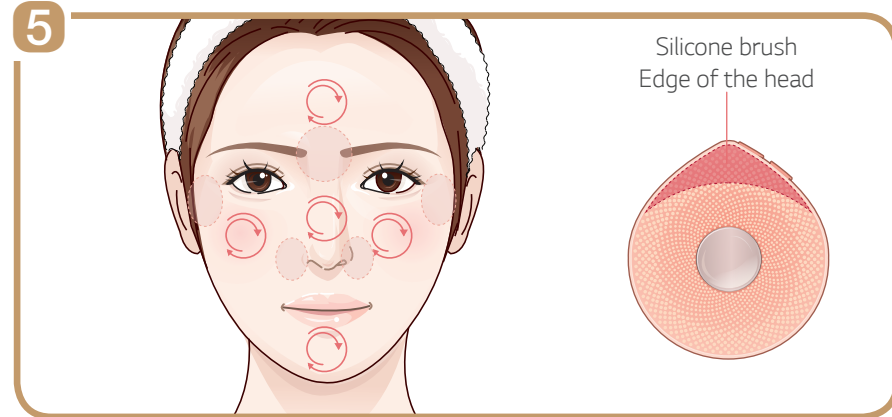
! Make sure the cleanser creates enough foam, for the device to glide smoothly over the skin.



3 Turn on by pressing the Power button.



4 Press the LEVEL button to choose the right cleansing intensity (1-3 level) that suits your skin.



5 Make a circular motion as you gently cleanse, avoiding the eye area. Use the edge of the silicone brush head to cleanse the curved parts of your face, such as the sides of your nose or forehead. (Cleansing time : 70 sec)



6 Rinse thoroughly with lukewarm water after cleansing.

Q & A

Q What cleansing products should I use?

A Remove any heavy makeup before using the device. Use a rich cleansing foam suitable for your skin type.



Cleansing foam

Avoid scrubs, peeling, or cleansing products, including grains, in connection with this device. Similarly do not use cleansing oils, creams, or water-based products with this device. They do not create enough foam for the device to glide easily over the skin, and irritation might result.



Scrubs/Peeling/
Cleansing oils/
Creams/
Water-based
products

Q How do I care for my device?

A Rinse the device under running water after each use. Use a towel or cloth to dry and let the device continue to dry in a well-ventilated area.



Dry towel or cloth

Do not use strong chemicals such as alcohol, benzene, or acetone in connection with use of this device.



Chemical products
(alcohol, benzene, acetone, etc.)