CAUTION
RISK OF ELECTRIC SHOCK DO NOT OPEN

CAUTION: TO REDUCE THE RISK OF ELECTRIC SHOCK DO NOT REMOVE COVER (OR BACK) NO USER-SERVICEABLE PARTS INSIDE REFER SERVICING TO QUALIFIED SERVICE PERSONNEL.

This lightning flash with arrowhead symbol within an equilateral triangle is intended to alert the user to the presence of uninsulated dangerous voltage within the product's enclosure that may be of sufficient magnitude to constitute a risk of electric shock to persons.

The exclamation point within an equilateral triangle is intended to alert the user to the presence of important operating and maintenance (servicing) instructions in the literature accompanying the product.

WARNING: TO PREVENT FIRE OR ELECTRIC SHOCK HAZARD, DO NOT EXPOSE THIS PRODUCT TO RAIN OR MOISTURE.

WARNING: Do not install this equipment in a confined space such as a book case or similar unit.

CAUTION: Do not use high voltage products around this product. (ex. Electrical swatter) This product may malfunction due to electrical shock.

CAUTION: Do not block any ventilation openings. Install in accordance with the manufacturer's instructions.
Slots and openings in the cabinet are provided for ventilation and to ensure reliable operation of the product and to protect it from over heating. The openings shall be never be blocked by placing the product on a bed, sofa, rug or other similar surface. This product shall not be placed in a built-in installation such as a bookcase or rack unless proper ventilation is provided or the manufacturer's instruction has been adhered to.



CAUTION: This product employs a Laser System.To ensure proper use of this product, please read this owner's manual carefully and retain it for future reference. Shall the unit require maintenance, contact an authorized service centre.
Use of controls, adjustments or the performance of procedures other than those specified herein may result in hazardous radiation exposure. To prevent direct exposure to laser beam, do not try to open the enclosure.

CAUTION concerning the Power Cord
The Power Plug is the disconnecting device. In case of an emergency, the Power Plug must remain readily accessible.

CAUTION: The apparatus shall not be exposed to water (dripping or splashing) and no objects filled with liquids, such as vases, shall be placed on the apparatus.

NOTICE: For safety marking information including product identification and supply ratings, please refer to the main label on the bottom or rear of the apparatus.

This device is equipped with a portable battery or accumulator.

Safety way to remove the battery or the battery from the equipment: Remove the old battery or battery pack, follow the steps in reverse order than the assembly. To prevent contamination of the environment and bring on possible threat to human and animal health, the old battery or the battery put it in the appropriate container at designated collection points. Do not dispose of batteries or battery together with other waste. It is recommended that you use local, free reimbursement systems batteries and accumulators. The battery shall not be exposed to excessive heat such as sunshine, fire or the like.

CAUTION: Only use the AC adapter supplied with this device. Do not use a power supply from another device or another manufacturer. Using any other power cable or power supply may cause damage to the device and void your warranty.

- The appliance is not intended for use by young children or infirm persons without supervision.
- Young Children should be supervised to ensure that they do not play with appliance.
- If the appliance is supplied from a cord extension set or an electrical portable outlet device, the cord extension set on electrical portable outlet device must be positioned so that it is not subject to splashing or ingress of moisture.

LG
Life's Good

SIMPLE MANUAL

Network 3D Blu-ray Disc™ / DVD Player

To view the instructions of advanced features,
visit **http://www.lg.com** and then download Owner's Manual.
Some of the content in this manual may differ from your unit.

MODEL
BP450

MFL69708505

www.lg.com

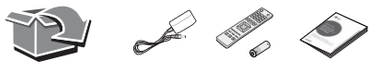

Front Panel

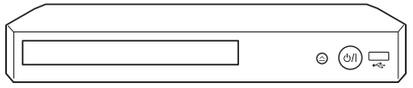

⏏ ····· Disc Tray Open / Close
⏻/I ····· Power On / Off
USB Port ····· Connect a USB device.

Rear Panel



DC IN 12 V ⎓ 1 A ····· Connect to AC Adaptor.
LAN ····· Connect to Internet.
HDMI OUT (TO TV) ····· Connect to TV.
COAXIAL OUT ····· Connect to AV Receiver.

1 TV Connection

1. Connect the HDMI jack on the player to the HDMI jack on the TV using a HDMI cable.

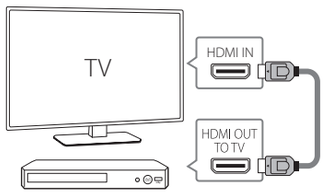

2. Set the input selector to HDMI on the TV.
3. Follow the instructions on the TV screen using remote control.

> To enjoy online services, the player should be connected to internet through wired or wireless connection.

2 Home Menu

After initial setup, Home menu appears on the TV screen. Enjoy various functions on the player.

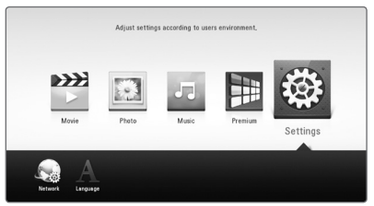

Controller App



Download the **LG AV Remote** App to your device.

Private Sound Mode



With *MUSIC flow*



For more information, download the online owner's manual. **http://www.lg.com**

Additional Information

Specification

AC adapter	• Model : WA-12M12FN • Manufacturer : Asian Power Devices Inc. • Input : 100-240 V~, 50-60 Hz 0.5 A Max. • Output : 12 V ⎓ 1 A
Networked standby power consumption	1.5 W (If all network ports are activated.)
Dimensions (W x H x D)	Approx. 270 mm x 43 mm x 195 mm
Net Weight (Approx.)	0.85 kg
Bus Power Supply (USB)	5 V ⎓ 500 mA

Design and specifications are subject to change without notice.

Replacement of battery

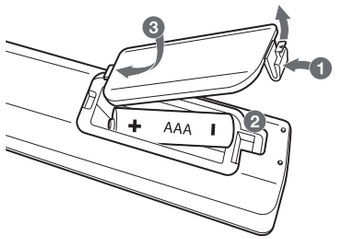

Open Source Software Notice Information

To obtain the source code under GPL, LGPL, MPL, and other open source licenses, that is contained in this product, please visit http://opensource.lge.com.

In addition to the source code, all referred license terms, warranty disclaimers and copyright notices are available for download.

LG Electronics will also provide open source code to you on CD-ROM for a charge covering the cost of performing such distribution (such as the cost of media, shipping, and handling) upon email request to opensource@lge.com. This offer is valid for three (3) years from the date on which you purchased the product.

HDMI™ HIGH-DEFINITION MULTIMEDIA INTERFACE
Java™ POWERED