

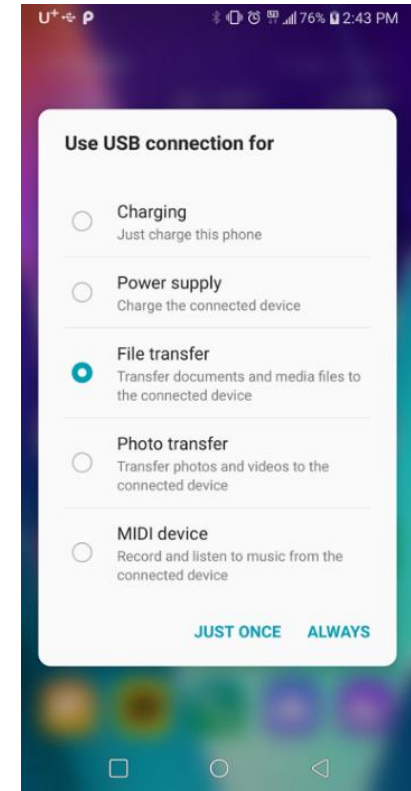
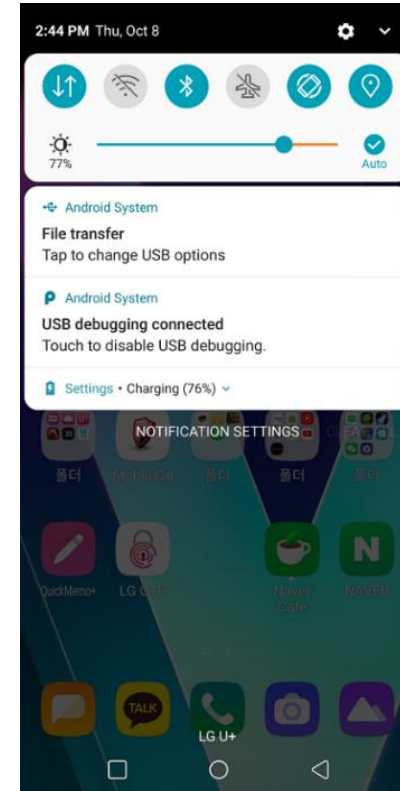
# Tone&Talk App Install User Guide

- English Tone&Talk App Installer User Guide : 2 Page ~ 3 Page
- Chinese Tone&Talk App Installer User Guide : 4 Page ~ 5 Page

## English Tone&Talk App Installer User Guide

### - How to install Android Tone&Talk APP on Android Phone.

- 1) Connect to URL "<https://www.lg.com/cn/support/software-firmware>"
- 2) Tap support → Software & Drivers
- 3) Search 'Tone&Talk'
- 4) Download '[tone\\_talk\\_v3.0.74.2\\_20200722.zip](#)' or later version to your PC.
- 5) When you unzip the downloaded file,  
it becomes '[tone\\_talk\\_v3.0.74.2\\_20200722.apk](#)'.
- 6) Connect between PC and Android Phone by USB C Type cable.
- 7) Set 'File transfer' on Android Phone.
- 8) Copy the decompressed apk file to your phone.
- 9) On your phone, navigate to the folder location where you copied  
'[tone\\_talk\\_v3.0.74.2\\_20200722.apk](#)'.
- 10) Click apk file.
- 11) Finished LG Tone&Talk APP installation.



### - How to install Tone&Talk APP on iOS Phone.

Check it out first!

- The LG Tone&Talk app is available in the following versions.
  - iOS operating system: version 10 or higher

Install the app

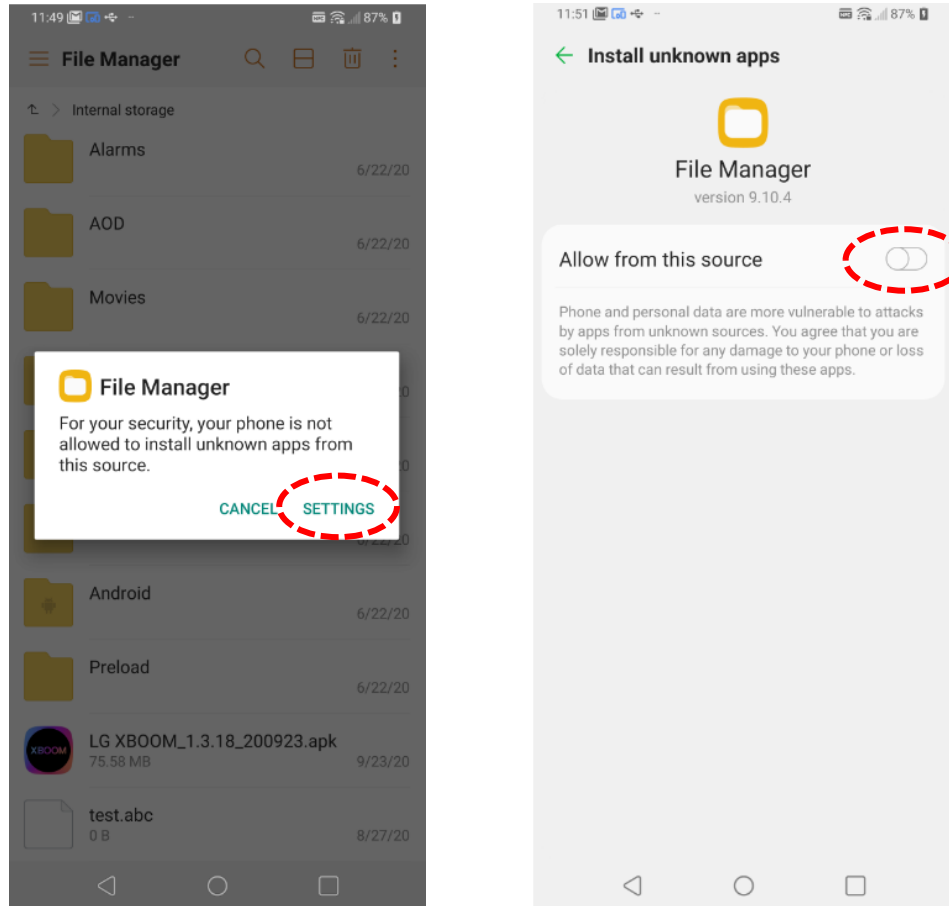
To install the LG Tone&Talk app, install the LG Tone&Talk app from the App Store.

1. Find the LG Tone&Talk app in the App Store of your smartphone
2. Select and install Tone&Talk App.



## - Troubleshooting

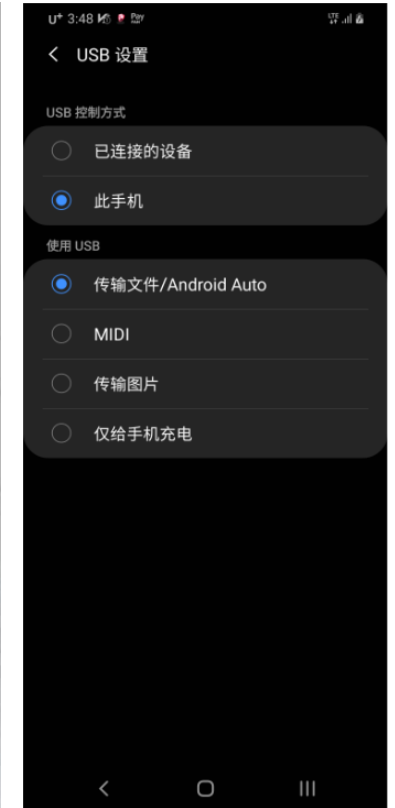
If you can't install the app, please change the settings as below.



## English Tone&Talk App Installer User Guide

### - 安卓手机上如何安装 Tone&Talk APP on Android Phone.

- 1) 连接到 URL "<https://www.lg.com/cn/support/software-firmware>"
- 2) 点击支持 → 软件 & 驱动程序
- 3) 搜索'Tone&Talk'
- 4) 下载 '[tone\\_talk\\_v3.0.74.2\\_20200722.zip](#)' 或更新的版本到您的 PC。
- 5) 下载的文件解压缩之后变成 '[tone\\_talk\\_v3.0.74.2\\_20200722.apk](#)'。
- 6) 使用 USB Type-C 线连接 PC 和安卓手机。
- 7) 在安卓手机上设置 '文件传输'。
- 8) 复制解压后的 apk 文件到您的手机。
- 9) 在手机上导航至复制文件 '[tone\\_talk\\_v3.0.74.2\\_20200722.apk](#)' 所在的文件夹位置。
- 10) 单击 apk 文件。
- 11) 完成 Tone&Talk APP 安装。



### - iOS 手机上如何安装 Tone&Talk APP。

先来看看！

- The Tone&Talk 应用提供以下版本。
  - iOS 操作系统：版本 10 或更高版本

#### 安装应用

如要安装 Tone&Talk 应用程序，需从 App Store 安装。

1. 在智能手机中，进入 App Store，查找 Tone&Talk 应用程序。
2. 选择并安装 Tone&Talk App。



## - Troubleshooting

If you can't install the app, please change the settings as below.

