



ENGLISH

SIMPLE MANUAL

Network 3D Blu-ray Disc™ / DVD Player

To view the instructions of advanced features,
visit <http://www.lg.com> and then download Owner's Manual.
Some of the content in this manual may differ from your unit.

MODEL
BP450

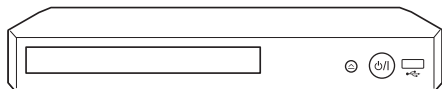


www.lg.com



HDMI Cable

Front Panel



- Disc Tray Open / Close
- Power On / Off
- USB Port** Connect a USB device.

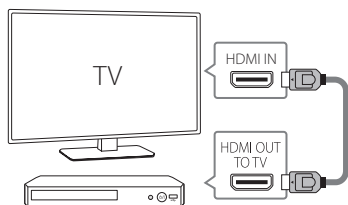
Rear Panel



- DC IN 12V 1A** Connect to AC Adaptor.
- LAN** Connect to Internet.
- HDMI OUT (TO TV)** Connect to TV.
- COAXIAL OUT** Connect to AV Receiver.

1 TV Connection

- 1 Connect the HDMI jack on the player to the HDMI jack on the TV using a HDMI cable.



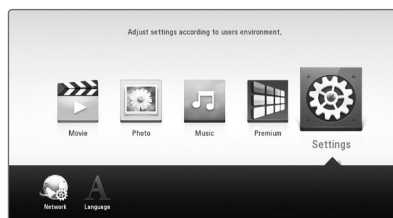
- 2 Set the input selector to HDMI on the TV.
- 3 Follow the instructions on the TV screen using remote control.



To enjoy online services, the player should be connected to internet through wired or wireless connection.

2 Home Menu

After initial setup, Home menu appears on the TV screen. Enjoy various functions on the player.



Controller App



Download the **LG AV Remote** App to your device.

Private Sound Mode



With *MUSICflow*



For more information, download the online owner's manual. <http://www.lg.com>

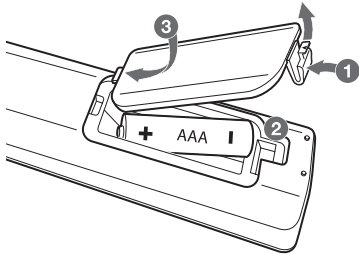
Additional Information

Specification

AC adapter	<ul style="list-style-type: none">• Model : WA-12M12FG• Manufacturer : Asian Power Devices Inc.• Input : 100-240 V~ 50-60 Hz 0.5 A Max.• Output : 12V \equiv 1 A
Networked standby power consumption	1.5 W (If all network ports are activated.)
Dimensions (W x H x D)	Approx. 270 mm x 43 mm x 195 mm
Net Weight (Approx.)	0.85 kg
Bus Power Supply (USB)	5V \equiv 500 mA

Design and specifications are subject to change without notice.

Replacement of battery



Open Source Software Notice Information

To obtain the source code under GPL, LGPL, MPL, and other open source licenses, that is contained in this product, please visit <http://opensource.lge.com>.

In addition to the source code, all referred license terms, warranty disclaimers and copyright notices are available for download.

LG Electronics will also provide open source code to you on CD-ROM for a charge covering the cost of performing such distribution (such as the cost of media, shipping, and handling) upon email request to opensource@lge.com. This offer is valid for three (3) years from the date on which you purchased the product.

Disposal of your old appliance



The symbol indicating separate collection for electrical and electronic equipment consists of the crossed-out wheeled bin.

Contact office for compliance of this product:

LG Electronics (Levant) - Jordan
Abdali Project, Rafik Al-Hariri Avenue, The Boulevard,
Central Square, 5th Floor

- Please note that this is NOT a Customer Service contact point. For Customer Service Information, see Warranty Card or contact the dealer that you purchased this product.

