



SIMPLE MANUAL

Mini Hi-Fi Audio

ENGLISH	МАКЕДОНСКИ
MAGYAR	POLSKI
ČESKY	ROMÂNĂ
HRVATSKI	РУССКИЙ
SRPSKI	LATVIEŠU
SLOVENČINA	LIETUVIŲ K.
БЪЛГАРСКИ	EESTI

To view the instructions of advanced features,
visit <http://www.lg.com> and then download Owner's Manual.
Some of the content in this manual may differ from your unit.

MODEL
OM5560

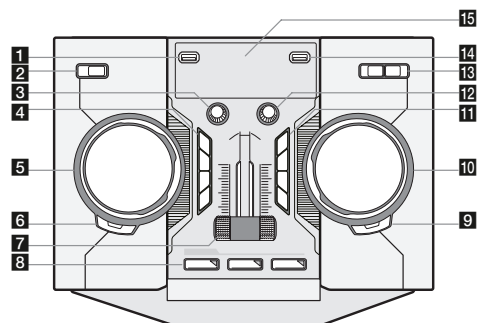


www.lg.com

Copyright © 2017 LG Electronics. All Rights Reserved



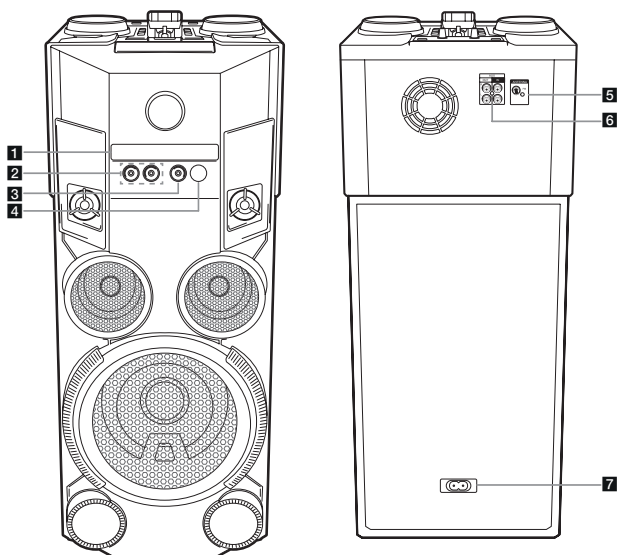
Top panel




- 1** USB 1 Port
You can play or record sound files by connecting the USB device.
- 2** (Standby/On)
- 3** MIC. (Microphone volume)
Controls microphone's volume.
- 4** VOICE CANCELLER
You can enjoy the function while playing the music, by reducing singer vocal of music in the various source.
Press to switch this mode on or off.
KEY CHANGER (b/#)
Changes the key to suit your vocal range.
LIGHTING / PARTY LINK
- Turns on/off the lighting effects.
- Press and hold to select the PARTY LINK.
- 5** SCRATCH / LEVEL / SYNC SET
Turn clockwise or counterclockwise to make Scratch sound. / Adjust DJ EFFECT level. / Sets Delay value in PARTY LINK mode.
- 6** DJ EFFECT
Selects DJ EFFECT mode.
USER EQ
Selects the sound effect created by your own.
- 7** PARTY THRUSTER
Slide the lever to create a party atmosphere.
- 8** CLUB, DRUM, USER (DJ PRO)
Selects CLUB, DRUM or USER sound effect to mix.
(If you want to use USER, you have to register a source with "Music Flow Bluetooth" app.)
1, 2, 3 (DJ PRO PAD)
Press a desired sound pad.

- 9** SEARCH
Moves to folder or file in selection mode.
OK
Selects a folder when searching a file.
- 10** & SEARCH (Skip/Search)
- Searches a folder or a file.
- Searches for a section within a track/file.
- Selects the radio stations.
- 11** (Play/Pause)
- Starts or pauses playback.
- Selects Stereo/Mono.
 (Stop) / RDS
- Stops playback or cancels DELETE function.
- Radio Data System
 (Open/Close)
Opens and closes the disc tray.
REGION EQ / BASS BLAST
- Chooses region equalizer.
- Press and hold to select BASS effect directly.
- 12** VOL. (Volume)
Adjusts speaker volume.
- 13** USB REC / DEMO
Records to USB. / Shows Demo mode.
F (Function) / WIRELESS LINK
- Selects the function and input source.
- Press and hold for 3 seconds to select WIRELESS PARTY LINK mode.
- 14** USB 2 Port
You can play or record sound files by connecting the USB device.
- 15** Display window

Front panel / Rear panel



- 1** Disc tray
- 2** MIC (Microphone) 1 / 2 jack
- 3** PORT. IN
- 4**  Remote sensor

- 5** ANTENNA (FM)
- 6** AUX IN / OUT
- 7** AC in socket

Controller App



Download the **Music Flow Bluetooth** App to your device.


LG Sound Sync (Wireless)



For more information, download the online owner's manual. <http://www.lg.com>

Additional Information

Specifications

Power Requirements	Refer to the main label on the unit.
Power Consumption	Refer to the main label on the unit. Networked standby : 0.5 W (If all network ports are activated.)
Dimensions (W x H x D)	Approx. 330 mm x 715 mm x 302 mm
Net Weight	Approx. 13.3 kg
Bus Power Supply (USB)	5 V  500 mA
Amplifier (Total RMS output power)	500 W

Design and specifications are subject to change without notice.

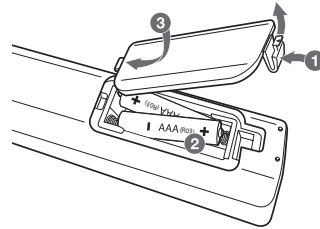
Caution

- Connect the power cord to wall outlet directly if possible. Or when you use an extension cable, it is highly recommended to use an extension cable of 110 V / 15 A or 230 V / 15 A, otherwise the unit may not operate properly because of the lack of power supply.
- Do not overload the extension cord with excessive electrical load.

How to disconnect the wireless network connection or the wireless device

Turn off the unit by pressing the power button for more than 5 seconds.

Replacement of battery



Declaration of Conformity



Hereby, LG Electronics declares that the radio equipment type MINI HI-FI AUDIO is in compliance with Directive 2014/53/EU. The full text of the EU declaration of conformity is available at the following internet address:

<http://www.lg.com/global/support/cedoc/cedoc#>

For consideration of the user, this device should be installed and operated with a minimum distance of 20 cm between the device and the body.

Frequency range	Output power (Max.)
2402 to 2480 MHz	10 dBm