



SIMPLE MANUAL

3D Blu-ray™ / DVD Home Theater System

ENGLISH

To view the instructions of advanced features,
visit <http://www.lg.com> and then download Owner's Manual.
Some of the content in this manual may differ from your unit.

MODEL
LHB675

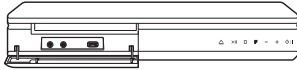


www.lg.com

Copyright © 2015-2018 LG Electronics Inc. All Rights Reserved.



Front Panel



- MIC 1/2 Connects a microphone.
- USB Port Connect a USB device.
- △ Disc Tray Open / Close
- >|| Starts / Pauses playback.
- Stops playback.
- F Changes the input source or function.
- / + Adjusts volume.
- ⏻ / ⏻ Power On / Off

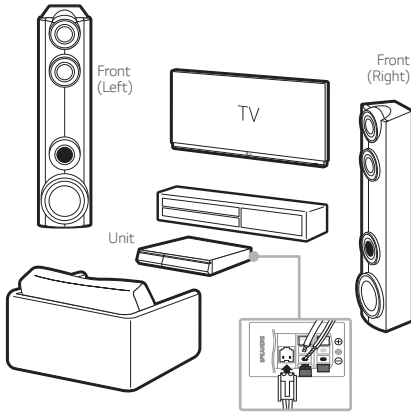
Rear Panel



- SPEAKERS Connect to speakers.
- LAN Connect to Internet.
- HDMI OUT TO TV Connect to TV.
- AUX (L/R) INPUT Connect to analogue device.
- OPTICAL IN Connect to digital device.
- ANTENNA FM Connect to radio antenna.

1 Speaker Connection

! Speaker design and connection method may be different according to models.



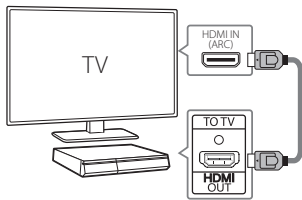
2

TV Connection

Connect with the Player and TV using HDMI ARC (A) or HDMI & Optical (B).


A HDMI(ARC) Connection

- 1 Connect the Player to the TV using HDMI cable.
- 2 Set the input selector to HDMI on the TV.
- 3 Set up [External Speaker (HDMI ARC)] on your TV setting menu.
- 4 Follow the instructions on the TV screen using remote control.



B HDMI & Optical Connection

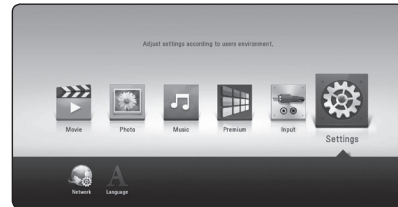
- 1 Connect the Player to the TV using HDMI & Optical cable.
- 2 Set the input selector to HDMI on the TV.
- 3 Set up [External Speaker (Optical)] on your TV setting menu.
- 4 Follow the instructions on the TV screen using remote control.



3

Home Menu

After initial setup, Home menu appears on the TV screen. Enjoy various functions on the player.



To enjoy online services, the player should be connected to internet through wired or wireless connection.

Controller App



Download the LG AV Remote App to your device.

LG Sound Sync (Wireless)



For more information, download the online owner's manual <http://www.lg.com>

Private Sound Mode




With *MUSICflow*



Additional Information

Specification

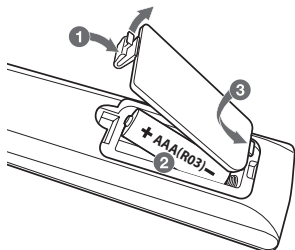
| | |
|------------------------------------|--|
| Power requirements | Refer to the main label. |
| Power consumption | Refer to the main label. |
| | Networked standby : 1.5 W (If all network ports are activated.) |
| Dimensions (W x H x D) | Approx. 360 mm x 60.5 mm x 299 mm |
| Bus Power Supply (USB) | 5 V  500 mA |
| Amplifier (Total RMS output power) | 1,000 W RMS |

Design and specifications are subject to change without notice.

How to disconnect the wireless network connection or the wireless device

Turn off the unit.

Replacement of battery



OPEN SOURCE SOFTWARE NOTICE INFORMATION

To obtain the source code under GPL, LGPL, MPL, and other open source licenses, that is contained in this product, please visit <http://opensource.lge.com>. In addition to the source code, all referred license terms, warranty disclaimers and copyright notices are available for download.

LG Electronics will also provide open source code to you on CD-ROM for a charge covering the cost of performing such distribution (such as the cost of media, shipping, and handling) upon email request to opensource@lge.com. This offer is valid for a period of three years after our last shipment of this product. This offer is valid to anyone in receipt of this information.

Customer Support

You can update the Player using the latest software to enhance the products operation and/or add new features. To obtain the latest software for this player (if updates have been made), proceed the software updates or visit <http://www.lg.com> or contact LG Electronics customer care center.

Declaration of Conformity



Hereby, LG Electronics declares that the radio equipment type 3D BLU-RAY HOME THEATER is in compliance with Directive 2014/53/EU. The full text of the EU declaration of conformity is available at the following internet address:

<http://www.lg.com/global/support/cedoc/cedoc#>

For consideration of the user, this device should be installed and operated with a minimum distance of 20 cm between the device and the body.











Российская Федерация

Импортер ООО "ЛГ Электроникс Рус"

Адрес импортера: 143160 Российская Федерация, Московская область, Рузский район, сельское поселение Дороховское, 86 км. Минского шоссе, д.9

Адрес производителя : ЛГ Электроникс (Хужоу) Инк., завод Хатаи
516006, Китай, пров. ГуанДонг, г. Хужоу, Промышленная зона
Жонгкай, Индустриальный парк Хутай, ХуФенг Донг Уи Роуд, 13.

Сделано в Китае

Україна

Вироблено в: ЛГ Електронікс (Хужоу) Інк., завод Хатай
516006, Китай, пров. ГуанДонг, м. Хужоу, Промислова зона Жонгкай,
Індустріальний парк Хутай, ХуФенг Донг Уі Роуд, 13.

Қазақстан Республикасы

Импорттаушы АҚ «ЭЛ Джи Электроникс Алматы Қазақстан», 050061, Алматы қ., Көкорай көшесі, 2А/9

Өндірушінің мекенжайы: LG Electronics(Huizhou) Inc. Huitai Factory
516006, Қытай, ГуанДонг ауданы, Хужоу қаласы, Жонгкай өнеркәсіптік аймағы,
Хутай Индустриялық саябағы, ХуФенг Донг Уи Роуд, 13.

Қазақстан Республикасы территориясында тұтынушылардан келіп түскен талаптар мен ұсыныстарды қарайтын және тауарды жөндеу мен техникалық қызмет көрсететін ұжым:

АҚ «Эл Джи Электроникс Алматы Қазақстан», 050061, Қазақстан Республикасы, Алматы қ., Көкорай көшесі, 2А/9. Басқа сервис орталықтары жайында мағлұматты "Тұтынушыға қызмет көрсету орталығына" телефон шалу арқылы білуге болады.

Қытайда жасалған