

SIMPLE MANUAL

Mini Hi-Fi System

Please read this manual carefully before operating your set and retain it for future reference.
To view the instructions of advanced features, visit <http://www.lg.com> and then download Owner's Manual. Some of the content in this manual may differ from your unit.

MODEL
CK43N

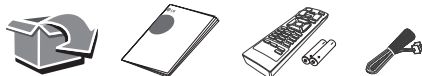


MFL72041315

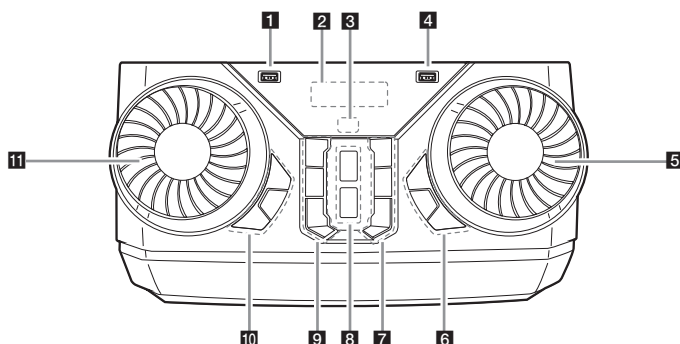
ENGLISH	MAGYAR	МАКЕДОНСКИ
DEUTSCH	ČESKY	СЛОВЕНШЧІНА
FRANÇAIS	SLOVENČINA	ШОП
NEDERLANDS	POLSKI	БОСАНСКИ
ITALIANO	ROMÂNĂ	SVENSKA
ESPAÑOL	LATVIEŠU	DANSK
CATALÀ	HRVATSKI	NORSK
ΕΛΛΗΝΙΚΑ	SRPSKI	SUOMI
PORTUGUÊS	БЕЛГІТАРЧКІ	

www.lg.com

Copyright © 2025 LG Electronics Inc. All Rights Reserved.



Front Panel



1 USB 1 Port
You can play sound files by connecting the USB device.

2 Display window

3 (Remote sensor)

4 USB 2 Port
You can play sound files by connecting the USB device.

5 **MASTER VOL.** (Volume)
Adjust speaker volume.

6 **BASS BLAST** (or **BASS BLAST+**)
Press to select BASS (or BASS+) effect directly.

USB REC / DEMO

- Records to USB.
- To stop Recording, press and hold for 3 seconds.
- In power off status, if you press **USB REC / DEMO**, show DEMO mode.

WIRELESS LINK

- Selects MAIN or OTHER on WIRELESS PARTY LINK mode.
- Enable or disable WIRELESS PARTY LINK mode.

7 (Function)
Selects the function and input source.

- ⏮** (Skip/Search)
- Skips forward.
- Searches for a section within a file.
- Selects the radio stations.

(Information)

- Sees information about your music. An MP3 file often come with ID3 tag. The tag gives the Title, Artist, Album or Time information.
- Sees **Bluetooth** device name of the unit in BT READY.
- Sees the name of connected all **Bluetooth** device in **Bluetooth** mode.
- When these units are successfully connected each other in WIRELESS PARTY LINK mode, each of connected device names appears in the each unit.

8 **AUTO DJ**
Selects the AUTO DJ mode.

- ⏮** (Play/Pause)
- Starts or pauses playback.
- Selects stereo/mono.

9 (Standby)
Turns the power on or off.

- ⏮** (Skip/Search)
- Skips backward.
- Searches for a section within a file.
- Selects the radio stations.

(Stop) / RDS

- Stops playback or cancels DELETE function.
- Radio Data System

10 **SPECIAL EQ**
Chooses special equalizer.

SEARCH

Moves to folder or file in selection mode.

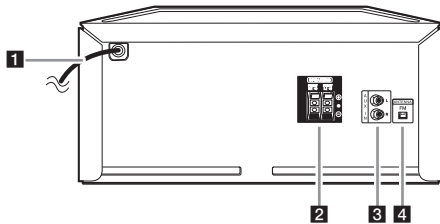
OK

Selects a folder when searching a file.

11 **EQUALIZER / SEARCH**
- Chooses sound impressions.

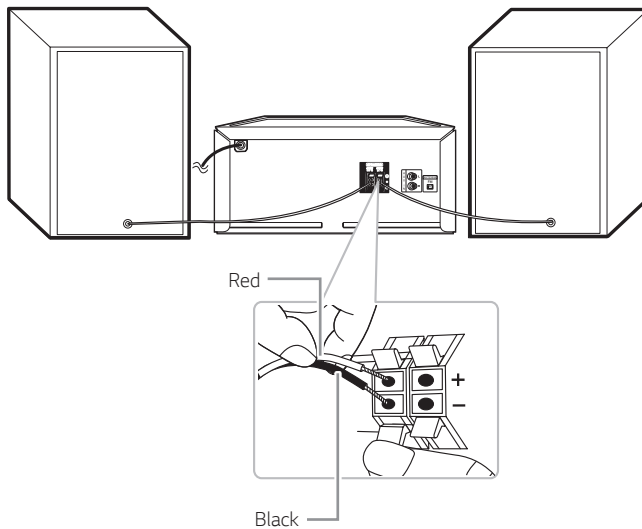
- Searches a folder or a file.

Rear Panel



- 1** Power cord
- 2** **SPEAKERS** terminals
- 3** **AUX IN (L/R)**
Connect an auxiliary device.
- 4** **ANTENNA (FM)**

Speaker Connection



Controller App



Download the **LG XBOOM** App to your device.
(Android only)


LG Sound Sync (Wireless)



For more information, download the online owner's manual. <http://www.lg.com>

Additional Information

Specifications

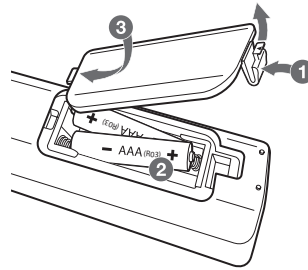
Power Requirements	Refer to the main label on the unit.
Power Consumption	Refer to the main label on the unit. Networked standby : 0.5 W (If all network ports are activated.)
Dimensions (W x H x D)	Approx. 300 mm x 163 mm x 241 mm
Bus Power Supply (USB)	5 V  500 mA
Amplifier (Total RMS output power)	300 W RMS

Design and specifications are subject to change without notice.

How to disconnect the wireless network connection or the wireless device

Turn off the unit by pressing the power button for more than 5 seconds.

Replacement of battery



Declaration of Conformity



Hereby, LG Electronics declares that the radio equipment type Mini Hi-Fi System is in compliance with Directive 2014/53/EU. The full text of the EU declaration of conformity is available at the following internet address:

<http://www.lg.com/global/support/cedoc/cedoc#>

For consideration of the user, this device should be installed and operated with a minimum distance of 20 cm between the device and the body.

Frequency range	Output power (Max.)
2402 to 2480 MHz	10 dBm