LG
Life's Good

MUSIC flow P7

Portable Bluetooth Speaker

NP7550
NP7550B
NP7550D
NP7550W

ENGLISH OWNER'S MANUAL

Please read this manual carefully before operating your set and retain it for future reference.

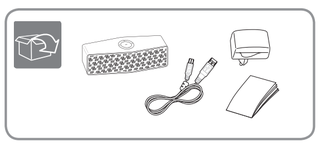

MFL68841102

http://www.lg.com

Product Overview

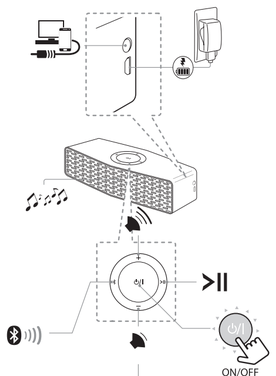

When you connect portable cable, you can select between **Bluetooth** and portable input mode.

On : Press the ⏻/I
Off : Press and hold the ⏻/I

Charging

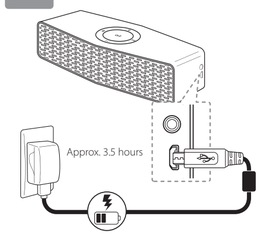

How to check the battery life: when the unit is turned on, press the ⏻/I

White ➡ ⏻/I	▭ ≧ 60 %
Amber ➡ ⏻/I	▭ ≧ 15 %
Amber ⇄ ⏻/I	▭ < 15 %

App Installation

To use this unit more comfortably, install "Music Flow Bluetooth" on your **bluetooth** devices. /



Searching for "Music Flow Bluetooth" on the Google Play Store or Apps Store.

Version 4.0.3 (or higher)

Version 6 (or higher)

BLUETOOTH® Connection

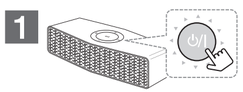

Press ⏻/I to turn on the unit.

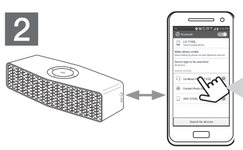

Select "LG Music Flow P7(xx)" on your **Bluetooth** device.
(XX means the last two digits of BT address.)

- When you turn on the unit, the last connected bluetooth device is connected automatically. (Only if the external device is not connected with portable cable and the unit is registered on the **Bluetooth** device.)
- Depending on the bluetooth device, you need to enter the PIN code (0000).





Multi pairing : Press and hold ✱ for 2 seconds to add another **bluetooth** device.
Initializing : Press and hold ✱ for 10 seconds.



Play/Pause : Press ▶||
Forward Skip: Press ▶|| twice.
Back Skip : Press ▶|| three times.

Using External Device

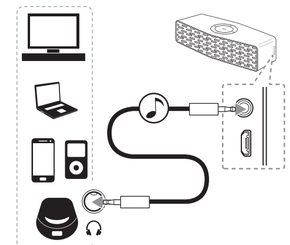

When you connect the portable cable, the function is changed to portable in mode automatically.



Mute : Press ▶|| (Portable, LG Sound Sync)

Safety Information

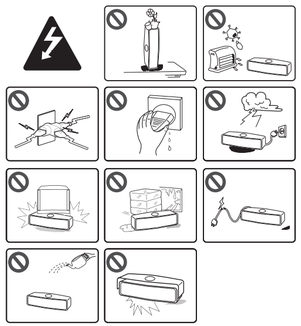

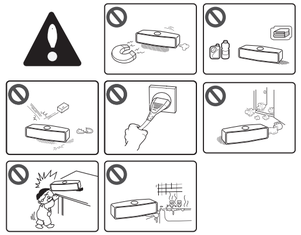

Dual Play Connection (Optional)

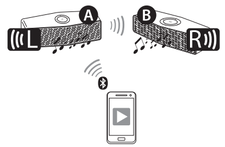

Preparation : Two speakers are needed to enjoy in stereo. For more detail, refer to the "Music Flow Bluetooth" app.



Connect the Ⓐ speaker using **Bluetooth**.

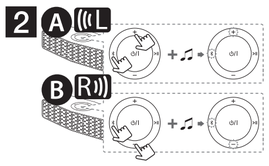

Press and hold the buttons (Ⓐ speaker : ✱ , ➕ / Ⓑ speaker : ✱ , ➖) simultaneously until you hear a beep. Buttons will blink white.

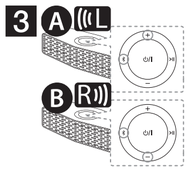

If two speakers are connected, blinking buttons will stay white with beep sound.

LG Sound Sync

Sound Sync Wireless

LG Sound Sync enables you to control some functions of this unit by a remote control of your LG TV. Controllable functions are volume up/down and mute. Make sure that your TV has LG Sound Sync logo as shown above.

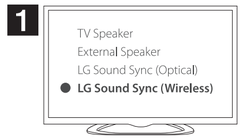

Set up the sound output of your TV : TV setting menu ➞ [Sound] ➞ [TV Sound output] ➞ [LG Sound Sync (Wireless)]

The setting method of LG Sound Sync may differ depending on the TV. Refer to your TV manual.

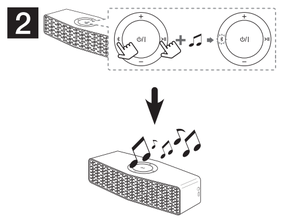

Press and hold ✱ , ▶|| simultaneously until you hear a beep. ✱ blinks amber. If connected, ✱ stay amber.

About LED Indicator

⏻/I Red: Turned on red
⏻/I Amber: Turned on amber
⏻/I White: Turned on white
⏻/I: Turned off

⏻/I Red ➡ ⏻/I White	In Charging ➡ Fully Charged
⏻/I White ⇄ ⏻/I + ♫	Power is turned on.
⏻/I Amber ⇄ ⏻/I + ♫	Battery is discharged. (Blinks rapidly)
⏻/I Red ⇄ ⏻/I White	The unit operates abnormally. Leave the unit at room temperature (5 - 35 °C) for a while and try again.
White + White ⇄ ✱ + ♫ White − White ⇄ ✱ − + ♫	Waiting for dual play connection
Amber ⇄ ✱ + ♫	Waiting for sound sync
▶|| White ⇄ ▶||	Mute Status (Portable)
White ⇄ ✱ + ♫	**Blink :** Searching for **Bluetooth** device, **Stay on : Bluetooth** device is connected.

Resetting



In case that the unit freezes due to malfunction, remove the rubber sleeve and press the reset hole using an object like a thin pin. Then the unit is turned off completely.

Notice for using this Unit

Bluetooth

- You can connect this unit with up to 3 bluetooth device simultaneously same method.
- The multi pairing connection is only supported on Android or iOS devices. (Multi pairing connection may not be supported depending on the connected device specifications.)
- Removable/detachable bluetooth device (Ex : Dongle etc..) does not supported multi pairing.
- Even if this unit connected up to 3 bluetooth devices, you can play and control music by using only one of the connected devices.

Dual Play

- If you use a bluetooth device using dongle, you cannot use Dual Play.
- In portable input mode, you cannot use Dual Play.
- When you enjoy Dual Play, the multi pairing connection is not supported.
- When you enjoy Dual Play, the function cannot be changed.
- When Dual Play connection is on processing, you cannot search the units on other bluetooth devices.
- When you disconnect Dual Play connection, press and hold the buttons (Ⓐ speaker : ᛒ, + / Ⓑ speaker : ᛒ, −) again.
- When you enjoy Dual Play, you can adjust the volume of both Ⓐ and Ⓑ speakers at the same time.
- When connecting Dual Play, bluetooth devices connected to Ⓑ speaker are disconnected and those connected to Ⓐ speaker are disconnected except for the last connected device.
- Using Dual play is limited to only these units and is unavailable on other Music Flow series.
- To change the bluetooth device in Dual Play mode, press and hold ᛒ for 2 seconds to disconnect current bluetooth device and connect the desired bluetooth device.
- In Dual Play mode, you can connect only the Ⓐ speaker with the bluetooth device.
- Dual Play is only supported on Android or iOS devices.

LG Sound Sync

- When the connections failed, make sure of the conditions of this unit and your TV : power, function and etc.
- If you turn off and on the TV, you must set LG Sound Sync connection again.
- This unit recognizes input signals such as Bluetooth and LG Sound Sync and then changes suitable function automatically.

Notice for Auto Power Off

When the unit is in BT/LG Sound Sync mode without music playback for 20 minutes or in portable input mode without button operation for 6 hours, this unit is turned off automatically.

How to disconnect the wireless network connection or the wireless device.

Turn off the unit.

Specification

Power Supply:

- 5 V ⎓ 2.0 A (AC Adapter)
- Built-in rechargeable battery

Power consumption:

- 10 W

AC Adapter:

- Model: WB-10A05FK
- Manufacturer: Yang Ming Industrial
- Input: AC 100 - 240 V, 50/60 Hz
- Output: 5 V ⎓ 2.0 A

Dimensions (W x H x D): Approx. 184 mm x 55 mm x 63 mm

Net Weight: Approx. 0.7 kg

Operating Temperature: 5 ℃ to 35 ℃

Operating Humidity: 5 % to 60 %

External Connector:

- ø 3.5 mm mini jack
- Micro USB port for charging battery

Communication: Bluetooth

Amplifier:

- 10 W + 10 W (4 Ω at 1 kHz)
- THD: 10%

Speaker:

- Type : Built-in
- Impedance Rate : 4 Ω
- Rated Input Power : 10 W
- Max. Input Power : 20 W

Battery :

- Battery capacity : 2600 mAh
- Operating time is approx. 8 hours. (Based on 30% volume, 1kHz signal, 400 mV portable input and fully charged status) It may vary depending on the battery status and operational conditions.
- Design and specifications are subject to change without notice.

Troubleshooting

No power

- The battery is discharged. Recharge the battery.
- Connect the unit to the power supply with the AC adapter.

No sound or sound distortion

- The unit or your smart device's volume is set to minimum. Check and adjust the volume of the unit or bluetooth device's volume.
- When you use an external device at high volume, the sound quality may be deteriorated. Lower the volume of the devices.
- If you use the unit for purposes other than listening to music, the sound quality may be lowered or the unit may not work properly.

Bluetooth pairing does not work well.

- Switch bluetooth off and on again on your bluetooth device, then try pairing again.
- Be sure your bluetooth device is on.
- Remove the obstacle in the path of the bluetooth device and the unit.
- Depending on the type of the bluetooth device or surrounding environment, your device may not be paired with the unit.
- While using Bluetooth, you may not be able to activate Music Flow Bluetooth app. Disconnect Bluetooth device you have connected before to use Music Flow Bluetooth app properly.
- When your Bluetooth device have been already connected with other unit, disconnect the Bluetooth connection first. Then you can control your unit through Music Flow Bluetooth app.
- Depending on the Bluetooth device, Music Flow Bluetooth app may work restrictively not work.
- The connection you've made may be disconnected if you select other application or change the setting of the connected device via Music Flow Bluetooth app. In such case, please check the connection status.

The unit does not operate normally.

- If the battery was fully discharged, the stored bluetooth information can be deleted.
- Previous setting may not be saved when the unit's power is shut off.
- In case of malfunction, ⏻/ǀ LED indicator is lit in red and white alternately. Please use the unit in proper place where the temperature or humidity is not so high or low. If this problem is unsolved, contact LG Electronics customer care center.
- In case of overload, all LED indicators stay white. Please turn the power off and then on again.

Safety Information

CAUTION

RISK OF ELECTRIC SHOCK DO NOT OPEN

CAUTION: TO REDUCE THE RISK OF ELECTRIC SHOCK DO NOT REMOVE COVER (OR BACK) NO USER-SERVICEABLE PARTS INSIDE REFER SERVICING TO QUALIFIED SERVICE PERSONNEL.

This lightning flash with arrowhead symbol within an equilateral triangle is intended to alert the user to the presence of uninsulated dangerous voltage within the product's enclosure that may be of sufficient magnitude to constitute a risk of electric shock to persons.

The exclamation point within an equilateral triangle is intended to alert the user to the presence of important operating and maintenance (servicing) instructions in the literature accompanying the product.

WARNING:

- To prevent fire or electric shock hazard, do not expose this product to rain or moisture.
- Do not install this equipment in a confined space such as a book case or similar unit.
- This unit contains magnets which can be harmful to some kind of object (Ex : Magnetic card, Pacemaker etc.,).

CAUTION:

- Do not block any ventilation openings. Install in accordance with the manufacturer's instructions.
  Slots and openings in the cabinet are provided for ventilation and to ensure reliable operation of the product and to protect it from over heating. The openings shall be never be blocked by placing the product on a bed, sofa, rug or other similar surface. This product shall not be placed in a built-in installation such as a bookcase or rack unless proper ventilation is provided or the manufacturer's instruction has b een adhered to.
- The apparatus should not be exposed to water (dripping or splashing) and no objects filled with liquids, such as vases, should be placed on the apparatus.
- No naked flame sources, such as lighted candles, should be placed on the apparatus.
- Internal lithium battery in the unit should not be replaced by user because of danger of explosion if battery is incorrectly replaced ,and must be replaced with the same type battery by expert.
- Only use the AC adapter supplied with this device. Do not use a power supply from another device or another manufacturer. Using any other power cable or power supply may cause damage to the device and void your warranty. If you do not use supplied adapter, charging is unavailable or charging time may differ.
- To avoid fire or electric shock, do not open the unit. Contact to qualified personnel only.
- Do not leave the unit in a place near the heating appliances or subject to direct sunlight, moisture, or mechanical shock.
- To clean the unit, use a soft, dry cloth. If the surfaces are extremely dirty, use a soft cloth lightly moistened with a mild detergent solution. Do not use strong solvents such as alcohol, benzine, or thinner, as these might damage the surface of the unit.
- Do not use volatile liquids such as insecticide spray near the unit. Wiping with strong pressure may damage the surface. Do not leave rubber or plastic products in contact with the unit for a long period of time.
- Do not place the unit over the vehicle's air bag. When the air bag deploys, it may result in injury. Before using in the car, fix the unit.
- Do not use the handsfree function during driving a car.
- Do not leave the unit on an unstable place such as high shelves. It may fall down because of the vibration of the sound.
- Do not use high voltage products around this product. (ex. Electrical swatter) This product may malfunction due to electrical shock.

CAUTION when using this product in environments of low humidity

- It may cause static electricity in environments of low humidity.
- It is recommended to use this product after touching any metal object which conducts electricity.

Disposal of your old appliance

1. All electrical and electronic products shall be disposed of separately from the municipal waste stream via designated collection facilities appointed by the government or the local authorities.
2. The correct disposal of your old appliance will help prevent potential negative consequences for the environment and human health.
3. For more detailed information about disposal of your old appliance, please contact your city office, waste disposal service or the shop where you purchased the product.

Disposal of waste batteries/accumulators

Pb

1. This symbol may be combined with chemical symbols for mercury(Hg), cadmium(Cd) or lead(Pb) if the battery Contains more that 0.0005% of mercury, 0.002% of cadmium or 0.004% of lead.
2. All batteries/accumulators should be disposed separately from the municipal waste stream via designated collection facilities appointed by the government or the local authorities.
3. The correct disposal of Your old batteries/ accumulators will help to prevent potential negative consequences for the environment, animal and human health.
4. For more detailed information about disposal of Your old batteries/ accumulators, please contact Your city offi ce, waste disposal service or the shop where You purchased the product.

Declaration of Conformity

CE 0197

Hereby, LG Electronics European Shared Service Center B.V., declares that this Portable Bluetooth Speaker is compliant with the essential requirements and other relevant provisions of Directive 1999/5/EC. The complete Declaration of Conformity may be requested through the following postal address:
LG Electronics European Shared Service Center B.V.
European Standard Team
Krijgsman 1
1186 DM Amstelveen
The Netherlands
or can be requested at our dedicated DoC website:
http://www.lg.com/global/support/cedoc/cedoc#

This device is a 2.4 GHz wideband transmission system, intended for use in all EU member states and EFTA countries.

CAUTION concerning the Power Cord

Most appliances recommend they be placed upon a dedicated circuit;
That is, a single outlet circuit which powers only that appliance and has no additional outlets or branch circuits. Check the specification page of this owner's manual to be certain. Do not overload wall outlets. Overloaded wall outlets, loose or damaged wall outlets, extension cords, frayed power cords, or damaged or cracked wire insulation are dangerous. Any of these conditions could result in electric shock or fire. Periodically examine the cord of your appliance, and if its appearance indicates damage or deterioration, unplug it, discontinue use of the appliance, and have the cord replaced with an exact replacement part by an authorized service center. Protect the power cord from physical or mechanical abuse, such as being twisted, kinked, pinched, closed in a door, or walked upon. Pay particular attention to plugs, wall outlets, and the point where the cord exits the appliance. To disconnect power from the mains, pull out the mains cord plug. When installing the product, ensure that the plug is easily accessible.

This device is equipped with a portable battery or accumulator.
Safety way to remove the battery or the battery from the equipment: Remove the old battery or battery pack, follow the steps in reverse order than the assembly. To prevent contamination of the environment and bring on possible threat to human and animal health, the old battery or the battery put it in the appropriate container at designated collection points. Do not dispose of batteries or battery together with other waste. It is recommended that you use local, free reimbursement systems batteries and accumulators. The battery shall not be exposed to excessive heat such as sunshine, fire or the like.

NOTICE: For safety making information including product identification and supply ratings, please refer to the main label on the bottom of the apparatus.

Technology with the human touch

GUARANTEE

- LG Electronics U.K. Ltd. will provide the following services in order to expedite this Guarantee.

1. All faulty components which fail due to defective manufacture will be replaced free of charge for a period of 24 months from the original date of purchase.
2. The dealer (or his service agent) who sold the product will be reimbursed for any labour provided in the repair of this LG equipment, for a period of 12 months from the original date of purchase. These claims must be made in accordance with the published scale of service charges and relevant claims procedure.

PLEASE NOTE:

A. The dealer may restrict the guarantee to the original purchaser.

B. The dealer is not obliged to carry out service under guarantee if unauthorized modifications are made to the apparatus, or if non standard components are used or if the serial number of the apparatus is removed, defaced, misused, or altered.

C. Any claims made under guarantee must be directed to the dealer from whom the equipment was originally purchased. The dealer may, before carrying out service under guarantee, require a receipted account as evidence of the date of purchase.

D. We respectfully point out that your dealer is not obligated to replace batteries if they become exhausted or worn in use.

E. Aerial alignment and consumer control adjustments are not covered by this guarantee.

This guarantee does not affect your statutory rights.

- REQUIREMENTS TO MAINTAIN WARRANTY COVERAGE:
  RETAIN YOUR RECEIPT TO PROVE DATE OF PURCHASE. A COPY OF YOUR RECEIPT MUST BE SURRENDERED AT THE TIME GUARANTEE SERVICE IS PROVED.
- Product Registration Card :
  It is helpful to complete at least your name, address, phone, model & serial numbers and return it. This will enable LG to assist you in the future should you lose your receipt, your units be stolen, or should modifications be necessary.
- To obtain information or assistance:
  Call UK: 0344 847 5454 IE: 01 686 9454

MODEL NO.*
SERIAL NO.*
DATE OF PURCHASE.*

In all cases of difficulty - consult your LG dealer from whom the product was purchased

LGEUK Website : www.lg.com/uk
(Service website : www.lg.com/uk/support)

POWER: This unit operates on a mains supply of 100 - 240 V~, 50/60 Hz.
Wiring: This unit is supplied with a BS 1363 approved main plug. When replacing the fuse, always use of the same rating approved to BS 1362. Never use this plug with the fuse cover omitted. To obtain a replacement fuse cover contact your dealer. If the type of plug supplied is not suitable for the mains sockets in your home, then the plug should be removed and a suitable type fitted. Please refer to the wiring instructions below:
Warning: A mains plug removed from the mains lead of this unit must be destroyed. A mains plug with bared wires is hazardous if inserted in a mains socket. Do not connect either wire to the earth pin, marked with the letter E or with the earth symbol ⏚ or coloured green or green and yellow. If any other plug is fitted, use same rating of fuse in the plug.
Important: The wires in this mains lead are coloured in accordance with the following codes:
- BLUE: NEUTRAL, BROWN: LIVE - As the colours of the wires in the mains lead of this unit may not correspond with the coloured marking identifying the terminals in your plug, proceed as follows: The wire which is coloured blue must be connected to the terminal which is marked with the letter N or coloured black. The wire which is coloured brown must be connected to the terminal which is marked with the letter L or coloured red.