

**LG G2** Quick start guide

4G LTE\* ready

\* Please check with your network operator if 4G LTE is available on your USIM

The Video Guide introduces you to the new key features of G2. This is available on the phone:

▶ Press > > Video Guide. (Available in English, French, Italian, German, and Spanish(ES).)



www.lg.com

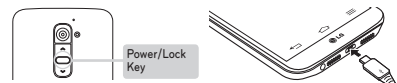
To download the latest full version of the user guide, go to [www.lg.com](http://www.lg.com) on your PC or laptop.

MBM64077726 (1.1) G

## Setup (continued)

When you first turn on the phone, you will be guided through a series of essential steps to configure the phone settings.

### Turning on the phone Charging the phone



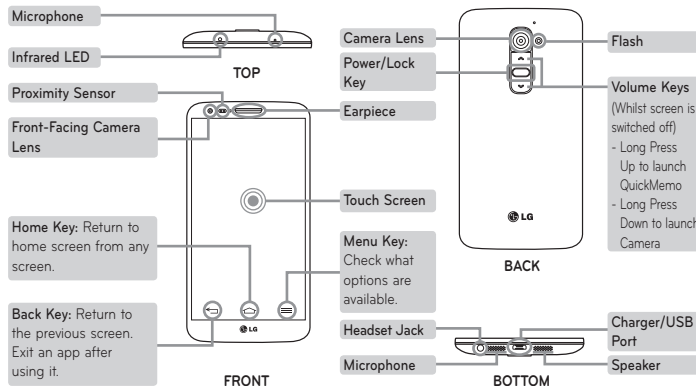
Press and hold the **Power/Lock** key for a couple of seconds.

- The charging port is at the bottom of the phone.
- Insert one end of the charging cable into the phone and plug the other end into an electrical socket.
- To maximize the battery lifetime, ensure that the battery is fully charged before you use it for the first time.

**TIP!** If the phone is locked and does not work, press and hold the Power/Lock key for 10 seconds to turn it off.

**WARNING!** Use only LG-approved chargers, batteries, and cables. When using unapproved chargers or cables, it may cause battery charging slowly or pop up the message regarding slow charging. Or, unapproved chargers or cables can cause the battery to explode or damage the device, which are not covered by the warranty.

## Overview



## Guidelines for safe and efficient use

Please read these simple guidelines. Not following these guidelines may be dangerous or illegal.

### Exposure to radio frequency energy

Radio wave exposure and Specific Absorption Rate (SAR) information.

This mobile phone model **LG G2** has been designed to comply with applicable safety requirements for exposure to radio waves. These requirements are based on scientific guidelines that include safety margins designed to assure the safety of all persons, regardless of age and health.

- The radio wave exposure guidelines employ a unit of measurement known as the Specific Absorption Rate, or SAR. Tests for SAR are conducted using standardised methods with the phone transmitting at its highest certified power level in all used frequency bands.
- While there may be differences between the SAR levels of various LG phone models, they are all designed to meet the relevant guidelines for exposure to radio waves.
- The SAR limit recommended by the International Commission on Non-Ionizing Radiation Protection (ICNIRP) is 2 W/kg averaged over 10 g of tissue.

- The highest SAR value for this model phone tested for use at the ear is 0.409 W/kg (10 g) and when worn on the body is 0.470 W/kg (10 g).
- This device meets RF exposure guidelines when used either in the normal use position against the ear or when positioned at least 1.5 cm away from the body. When a carry case, belt clip or holder is used for body-worn operation, it should not contain metal and should position the product at least 1.5 cm away from your body. In order to transmit data files or messages, this device requires a quality connection to the network. In some cases, transmission of data files or messages may be delayed until such a connection is available. Ensure the above separation distance instructions are followed until the transmission is completed.

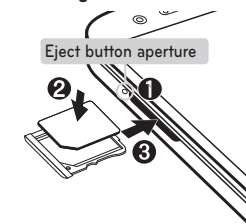
### Product care and maintenance

**WARNING!** Only use batteries, chargers and accessories approved for use with this particular phone model. The use of any other types may invalidate any approval or warranty applying to the phone and may be dangerous.

## Setup

Before you start using the phone, you need to insert the micro-USIM card.

### Installing the micro-USIM card



The eject button is a small round aperture just above the tray door. To install a new micro-USIM card:

1. Insert the micro-USIM card into the tray (or a thin pin) into the eject button aperture, and push firmly but gently until the tray pops out.
2. Remove the tray and place the micro-USIM card inside it, with the contacts out and the angled corner to the right. There is only one possible way to fit the card snugly into the tray.
3. Carefully reposition the tray in the slot and push it gently back into the phone.

**TIP!** Make sure the gold contact area on the card is facing downwards.

## Guidelines for safe and efficient use (continued)

- Do not disassemble this unit. Take it to a qualified service technician when repair work is required.
- Repairs under warranty, at LG's discretion, may include replacement parts or boards that are either new or reconditioned, provided that they have functionality equal to that of the parts being replaced.
- Keep away from electrical appliances such as TVs, radios and personal computers.
- The unit should be kept away from heat sources such as radiators or cookers.
- Do not drop.
- Do not subject this unit to mechanical vibration or shock.
- Switch off the phone in any area where you are required to by special regulations. For example, do not use your phone in hospitals as it may affect sensitive medical equipment.
- Do not handle the phone with wet hands while it is being charged. It may cause an electric shock and can seriously damage your phone.
- Do not charge a handset near flammable material as the handset can become hot and create a fire hazard.
- Use a dry cloth to clean the exterior of the unit (do not use solvents such as benzene, thinner or alcohol).
- Do not charge the phone when it is on soft furnishings.
- The phone should be charged in a well ventilated area.
- Do not subject this unit to excessive smoke or dust.
- Do not keep the phone next to credit cards or transport tickets; it can affect the information on the magnetic strips.
- Do not tap the screen with a sharp object as it may damage the phone.
- Do not expose the phone to liquid or moisture.
- Use accessories like earphones cautiously. Do not touch the antenna unnecessarily.
- Do not use, touch or attempt to remove or fix broken, chipped or cracked glass. Damage to the glass display due to abuse or misuse is not covered under the warranty.
- Your phone is an electronic device that generates heat during normal operation. Extremely prolonged, direct skin contact in the absence of adequate ventilation may result in discomfort or minor burns. Therefore, use care when handling your phone during or immediately after operation.

## Guidelines for safe and efficient use (continued)

- If your phone gets wet, immediately unplug it to dry off completely. Do not attempt to accelerate the drying process with an external heating source, such as an oven, microwave or hair dryer.
- The liquid in your wet phone, changes the color of the product label inside your phone. Damage to your device as a result of exposure to liquid is not covered under your warranty.

### Efficient phone operation

#### Electronics devices

All mobile phones may receive interference, which could affect performance.

- Do not use your mobile phone near medical equipment without requesting permission. Avoid placing the phone over pacemakers, for example, in your breast pocket.
- Some hearing aids might be disturbed by mobile phones.
- Minor interference may affect TVs, radios, PCs etc.
- Use your phone in temperatures between 0°C and 40°C, if possible. Exposing your phone to extremely low or high temperatures may result in damage, malfunction, or even explosion.

#### Road safety

- Check the laws and regulations on the use of mobile phones in the area when you drive.
- Do not use a hand-held phone while driving.
  - Give full attention to driving.
  - Pull off the road and park before making or answering a call if driving conditions so require.
  - RF energy may affect some electronic systems in your vehicle such as car stereos and safety equipment.
  - When your vehicle is equipped with an air bag, do not obstruct with installed or portable wireless equipment. It can cause the air bag to fail or cause serious injury due to improper performance.
  - If you are listening to music whilst out and about, please ensure that the volume is at a reasonable level so that you are aware of your surroundings. This is of particular importance when near roads.

#### Avoid damage to your hearing



To prevent possible hearing damage, do not listen at high volume levels for long periods.

## Guidelines for safe and efficient use (continued)

Damage to your hearing can occur if you are exposed to loud sound for long periods of time. We therefore recommend that you do not turn on or off the handset close to your ear. We also recommend that music and call volumes are set to a reasonable level.

- When using headphones, turn the volume down if you cannot hear the people speaking near you, or if the person sitting next to you can hear what you are listening to.

**NOTE:** Excessive sound pressure from earphones and headphones can cause hearing loss.

#### Glass Parts

Some parts of your mobile device are made of glass. This glass could break if your mobile device is dropped on a hard surface or receives a substantial impact. If the glass breaks, do not touch or attempt to remove it. Stop using your mobile device until the glass is replaced by an authorised service provider.

#### Blasting area

Do not use the phone where blasting is in progress. Observe restrictions and follow any regulations or rules.

#### Potentially explosive atmospheres

- Do not use your phone at a refueling point.
- Do not use near fuel or chemicals.
- Do not transport or store flammable gas, liquid or explosives in the same compartment of your vehicle as your mobile phone or accessories.

#### In aircraft

- Wireless devices can cause interference in aircraft.
- Turn your mobile phone off before boarding any aircraft.
  - Do not use it on the ground without permission from the crew.

#### Children

Keep the phone in a safe place out of the reach of small children. It includes small parts which may cause a choking hazard if detached.

#### Emergency calls

Emergency calls may not be available on all mobile networks. Therefore you should never depend solely on your phone for emergency calls. Check with your local service provider.

## Guidelines for safe and efficient use (continued)

#### Battery information and care

- You do not need to completely discharge the battery before recharging. Unlike other battery systems, there is no memory effect that could compromise the battery's performance.
- Use only LG batteries and chargers. LG chargers are designed to maximize the battery life.
- Do not disassemble or short-circuit the battery.
- Replace the battery when it no longer provides acceptable performance. The battery pack may be recharged hundreds of times before it needs replacing.
- Recharge the battery if it has not been used for a long time to maximize usability.
- Do not expose the battery charger to direct sunlight or use it in high humidity, such as in the bathroom.
- Do not leave the battery in hot or cold places, as this may deteriorate battery performance.
- There is risk of explosion if the battery is replaced with an incorrect type.

- Dispose of used batteries according to the manufacturer's instructions. Please recycle when possible. Do not dispose as household waste.
- If you need to replace the battery, take it to the nearest authorised LG Electronics service point or dealer for assistance.
- Always unplug the charger from the wall socket after the phone is fully charged to save unnecessary power consumption of the charger.
- Actual battery life will depend on network configuration, product settings, usage patterns, battery and environmental conditions.
- Make sure that no sharp-edged items such as animal's teeth or nails, come into contact with the battery. This could cause a fire.
- For your safety, do not remove the battery incorporated in the product.



#### Disposal of your old appliance

- 1 When this crossed-out wheeled bin symbol is attached to a product it means the product is covered by the European Directive 2002/96/EC.
- 2 All electrical and electronic products should be disposed of separately from the municipal waste stream via designated collection facilities appointed by the government or the local authorities.
- 3 The correct disposal of your old unit will help prevent potential negative consequences for the environment and human health.
- 4 For more detailed information about disposal of your old appliance, please contact your city office, waste disposal service or the shop where you purchased the product.



#### Disposal of waste batteries/accumulators

- 1 When this crossed-out wheeled bin symbol is attached to batteries/accumulators of a product it means they are covered by the European Directive 2006/66/EC.
- 2 This symbol may be combined with chemical symbols for mercury (Hg), cadmium (Cd) or lead (Pb) if the battery contains more than 0.0005% of mercury, 0.002% of cadmium or 0.004% of lead.
- 3 All batteries/accumulators should be disposed separately from the municipal waste stream via designated collection facilities appointed by the government or the local authorities.
- 4 The correct disposal of your old batteries/accumulators will help to prevent potential negative consequences for the environment, animal and human health.
- 5 For more detailed information about disposal of your old batteries/accumulators, please contact your city office, waste disposal service or the shop where you purchased the product.

## Guidelines for safe and efficient use (continued)

#### DECLARATION OF CONFORMITY

Hereby, **LG Electronics** declares that this **LG-D802** product is in compliance with the essential requirements and other relevant provisions of Directive **1999/5/EC**. A copy of the Declaration of Conformity can be found at <http://www.lg.com/global/support/cedoc/RetrieveProductCeDOC.jsp>

#### Regulatory and Safety

Go to **"System settings > About phone > Regulatory and Safety"** to get regulatory and safety information

#### Notice: Open Source Software

To obtain the corresponding source code under GPL, LGPL, MPL and other open source licences, please visit <http://opensource.lge.com/>  
All referred licence terms, disclaimers and notices are available for download with the source code.

#### Contact office for compliance of this product:

LG Electronics Inc.  
EU Representative, Krijgsman 1,  
1186 DM Amstelveen, The Netherlands

#### NOTE:

- Screen displays and illustrations may differ from those you see on actual phone.
- Some of the contents in this guide may differ from your phone depending on the software of the phone or your service provider. All information in this document is subject to change without notice.
- Always use genuine LG accessories. Failure to do this may void your warranty.
- Available accessories may vary depending on your region, country or service provider.
- Some features and service may vary by region, phone, service provider and software version.

#### General Inquiries

<LG Customer Information Centre>

0844-847-5847 or +44-844-847-5847

\* Make sure the number is correct before making a call.

#### Wi-Fi (WLAN)

This equipment may be operated in all European countries.

The 5150 - 5350 MHz band is restricted to indoor use only.