



ENGLISH

## Quick start guide

# LG G3 Stylus<sup>Dual</sup>

LG-D690



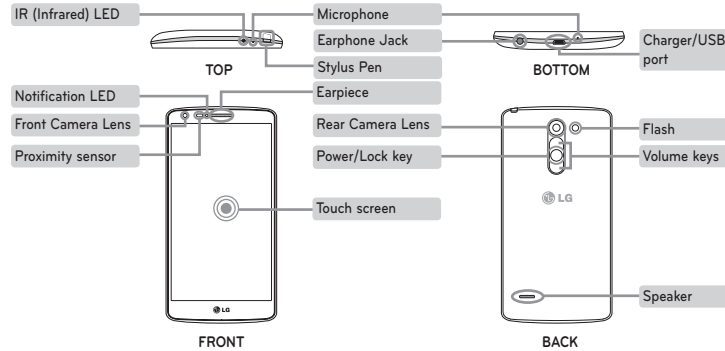
CE0168  
www.lg.com



To download the latest full version of the user guide, go to [www.lg.com](http://www.lg.com) on your PC or laptop.

MBM64679406 (1.1)

## Overview



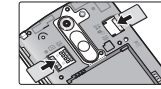
## Setup

Before you start using the phone, you need to insert the SIM card and battery.

### Installing the SIM card and battery




1. Remove the back cover.



2. Slide the SIM card into its respective slot, make sure the gold contact area on the card is facing downwards.



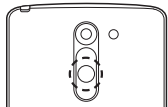
3. Insert the battery.



4. Insert the back cover.

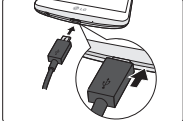
## Setup (continued)

### Turning on the phone



Press and hold the **Power/Lock** key for a couple of seconds. When you first turn on the phone, you will be guided through a series of essential steps to configure the phone settings.

### Charging the phone



- The charging port is at the bottom of the phone.
- Insert one end of the charging cable into the phone and plug the other end into an electrical socket.
- To maximize the battery lifetime, ensure that the battery is fully charged before you use it for the first time.

**WARNING!** Use only LG-approved chargers, batteries, and cables. When using unapproved chargers or cables, it may cause battery charging slowly or pop up the message regarding slow charging. Or, unapproved chargers or cables can cause the battery to explode or damage the device, which are not covered by the warranty.

## Guidelines for safe and efficient use

Please read these simple guidelines. Not following these guidelines may be dangerous or illegal. Should a fault occur, a software tool is built into your device that will gather a fault log. This tool gathers only data specific to the fault, such as signal strength, cell ID position in sudden call drop and applications loaded. The log is used only to help determine the cause of the fault. These logs are encrypted and can only be accessed by an authorized LG Repair centre should you need to return your device for repair.

### Exposure to radio frequency energy

Radio wave exposure and Specific Absorption Rate (SAR) information.

This mobile phone model LG-D690 has been designed to comply with applicable safety requirements for exposure to radio waves. These requirements are based on scientific guidelines that include safety margins designed to assure the safety of all persons, regardless of age and health.

- The radio wave exposure guidelines employ a unit of measurement known as the Specific Absorption Rate, or

SAR. Tests for SAR are conducted using standardised methods with the phone transmitting at its highest certified power level in all used frequency bands.

- While there may be differences between the SAR levels of various LG phone models, they are all designed to meet the relevant guidelines for exposure to radio waves.
- The SAR limit recommended by the International Commission on Non-ionizing Radiation Protection (ICNIRP) is 2 W/kg averaged over 10g of tissue.
- The highest SAR value for this model phone tested for use at the ear is 0.362W/Kg(1g) and when worn on the body is 0.573 W/Kg (1g) at 15mm, which is 100% compliant with Indian Standards and Safe.
- This device meets RF exposure guidelines when used either in the normal use position against the ear or when positioned at least 1.5 cm away from the body. When a carry case, belt clip or holder is used for body-worn operation, it should not contain metal and should position the product at least 1.5 cm away from your body. In order

## Guidelines for safe and efficient use (continued)

to transmit data files or messages, this device requires a quality connection to the network. In some cases, transmission of data files or messages may be delayed until such a connection is available. Ensure the above separation distance instructions are followed until the transmission is completed.

### Product care and maintenance



**WARNING**  
Only use batteries, chargers and accessories approved for use with this particular phone model. The use of any other types may void any approval or warranty applying to the phone and may be dangerous.

- Do not disassemble this unit. Take it to a qualified service technician when repair work is required.
- Repairs under warranty, at LG's discretion, may include replacement parts or boards that are either new or reconditioned, provided that they have functionality equal

to that of the parts being replaced.

- Keep away from electrical appliances such as TVs, radios and personal computers.
- The unit should be kept away from heat sources such as radiators or cookers.
- Do not drop.
- Do not subject this unit to mechanical vibration or shock.
- Switch off the phone in any area where you are required to by special regulations. For example, do not use your phone in hospitals as it may affect sensitive medical equipment.
- Do not handle the phone with wet hands while it is being charged. It may cause an electric shock and can seriously damage your phone.
- Do not charge a handset near flammable material as the handset can become hot and create a fire hazard.
- Use a dry cloth to clean the exterior of the unit (do not use solvents such as benzene, thinner or alcohol).
- Do not charge the phone when it is on soft furnishings.

## Guidelines for safe and efficient use (continued)

- The phone should be charged in a well ventilated area.
- Do not subject this unit to excessive smoke or dust.
- Do not keep the phone next to credit cards or transport tickets; it can affect the information on the magnetic strips.
- Do not tap the screen with a sharp object as it may damage the phone.
- Do not expose the phone to liquid or moisture.
- Use accessories like earphones cautiously. Do not touch the antenna unnecessarily.
- Do not use, touch or attempt to remove or fix broken, chipped or cracked glass. Damage to the glass display due to abuse or misuse is not covered under the warranty.
- Your phone is an electronic device that generates heat during normal operation. Extremely prolonged, direct skin contact in the absence of adequate ventilation may result in discomfort or minor burns. Therefore, use care when handling your phone during or immediately after operation.
- If your phone gets wet, immediately unplug it to dry

off completely. Do not attempt to accelerate the drying process with an external heating source, such as an oven, microwave or hair dryer.

- The liquid in your wet phone, changes the color of the product label inside your phone. Damage to your device as a result of exposure to liquid is not covered under your warranty.

### Efficient phone operation Electronics devices

- All mobile phones may receive interference, which could affect performance.
- Do not use your mobile phone near medical equipment without requesting permission. Avoid placing the phone over pacemakers, for example, in your breast pocket.
  - Some hearing aids might be disturbed by mobile phones.
  - Minor interference may affect TVs, radios, PCs etc.
  - Use your phone in temperatures between 0°C and 40°C, if possible. Exposing your phone to extremely low or high

## Guidelines for safe and efficient use (continued)

Therefore you should never depend solely on your phone for emergency calls. Check with your local service provider.

### Battery information and care

- You do not need to completely discharge the battery before recharging. Unlike other battery systems, there is no memory effect that could compromise the battery's performance.
- Use only LG batteries and chargers. LG chargers are designed to maximise the battery life.
- Do not disassemble or short-circuit the battery.
- Keep the metal contacts of the battery clean.
- Replace the battery when it no longer provides acceptable performance. The battery pack may be recharged hundreds of times before it needs replacing.
- Recharge the battery if it has not been used for a long time to maximise usability.
- Do not expose the battery charger to direct sunlight or use it in high humidity, such as in the bathroom.

- Do not leave the battery in hot or cold places, as this may deteriorate battery performance.
- There is risk of explosion if the battery is replaced with an incorrect type.
- Dispose of used batteries according to the manufacturer's instructions. Please recycle when possible. Do not dispose as household waste.
- If you need to replace the battery, take it to the nearest authorised LG Electronics service point or dealer for assistance.
- Always unplug the charger from the wall socket after the phone is fully charged to save unnecessary power consumption of the charger.
- Actual battery life will depend on network configuration, product settings, usage patterns, battery and environmental conditions.
- Make sure that no sharp-edged items such as animal's teeth or nails, come into contact with the battery. This could cause a fire.

## Guidelines for safe and efficient use (continued)

temperatures may result in damage, malfunction, or even explosion.

### Precautions

- Use a wireless hands-free system (headphone, headset) with a low power Bluetooth emitter.
- Keep your calls short or send text message (SMS) instead. This advice applies especially to children, adolescents and pregnant women.
- Use the cell phone in good quality network signal.
- People having active medical implants should preferably keep the cell phone at least 15cm away from the implant.

### Road safety

- Check the laws and regulations on the use of mobile phones in the area when you drive.
- Do not use a hand-held phone while driving.
  - Give full attention to driving.

- Pull off the road and park before making or answering a call if driving conditions so require.
- RF energy may affect some electronic systems in your vehicle such as car stereos and safety equipment.
- When your vehicle is equipped with an air bag, do not obstruct with installed or portable wireless equipment. It can cause the air bag to fail or cause serious injury due to improper performance.
- If you are listening to music whilst out and about, please ensure that the volume is at a reasonable level so that you are aware of your surroundings. This is of particular importance when near roads.

### Avoid damage to your hearing



To prevent possible hearing damage, do not listen at high volume levels for long periods.

Damage to your hearing can occur if you are exposed to loud sound for long periods of time. We therefore recommend that you do not turn on or off the handset close to your ear.

## Guidelines for safe and efficient use (continued)

### HOW TO UPDATE YOUR SMARTPHONE

Access to latest firmware releases, new software functions and improvements.

- **Update your smartphone without a PC.** Select **Software Update**.
- **Update your smartphone by connecting it to your PC.** For more information about using this function, please visit <http://www.lg.com/common/index.jsp> select country and language.

### DECLARATION OF CONFORMITY

Hereby, **LG Electronics** declares that this **LG-D690** product is in compliance with the essential requirements and other relevant provisions of Directive **1999/5/EC**. A copy of the Declaration of Conformity can be found at <http://www.lg.com/global/declaration>

### Notice: Open Source Software

To obtain the corresponding source code under GPL, LGPL, MPL and other open source licences, please visit <http://opensource.lge.com/>

All referred licence terms, disclaimers and notices are available for download with the source code.

### NOTE:

- Illustrations may differ from those you see on actual phone.
- Always use genuine LG accessories. Failure to do this may void your warranty.
- Available accessories may vary depending on your region, country or service provider.
- Some features and service may vary by region, phone, service provider and software version.
- All information in this document is subject to change without notice.

## Guidelines for safe and efficient use (continued)

We also recommend that music and call volumes are set to a reasonable level.

- When using headphones, turn the volume down if you cannot hear the people speaking near you, or if the person sitting next to you can hear what you are listening to.

**NOTE:** Excessive sound pressure from earphones and headphones can cause hearing loss.

### Glass Parts

Some parts of your mobile device are made of glass. This glass could break if your mobile device is dropped on a hard surface or receives a substantial impact. If the glass breaks, do not touch or attempt to remove it. Stop using your mobile device until the glass is replaced by an authorised service provider.

### Blasting area

Do not use the phone where blasting is in progress. Observe restrictions and follow any regulations or rules.

### Potentially explosive atmospheres

- Do not use your phone at a refueling point.
- Do not use near fuel or chemicals.
- Do not transport or store flammable gas, liquid or explosives in the same compartment of your vehicle as your mobile phone or accessories.

### In aircraft

Wireless devices can cause interference in aircraft.

- Turn your mobile phone off before boarding any aircraft.
- Do not use it on the ground without permission from the crew.

### Children

Keep the phone in a safe place out of the reach of small children. It includes small parts which may cause a choking hazard if detached.

### Emergency calls

Emergency calls may not be available on all mobile networks.



### Disposal of your old appliance

- 1 All electrical and electronic products should be disposed of separately from the municipal waste stream via designated collection facilities appointed by the government or the local authorities.
- 2 The correct disposal of your old appliance will help prevent potential negative consequences for the environment and human health.
- 3 To locate a nearest collection centre or call for pick-up (limited area only) for disposal of this appliance, please contact Toll Free No. 1800-180-9999 for details. All collection centre and pick up facilities are done by third parties with LG Electronics India Pvt. Ltd. Merely as a facilitator. For more detailed information, please visit : <http://www.lge.com/in>

### Customer Information Center

For any query related to the after sales service and customer support please contact us at below details.

**24 x 7 CALL CENTER**

**1800-180-9999**  
(Toll Free)

**5757554**  
(Send SMS)

**www.lg.com**  
[serviceindia@lge.com](mailto:serviceindia@lge.com)