



ENGLISH

SIMPLE MANUAL

Portable Bluetooth Speaker

MODELS
PK5/PK5W

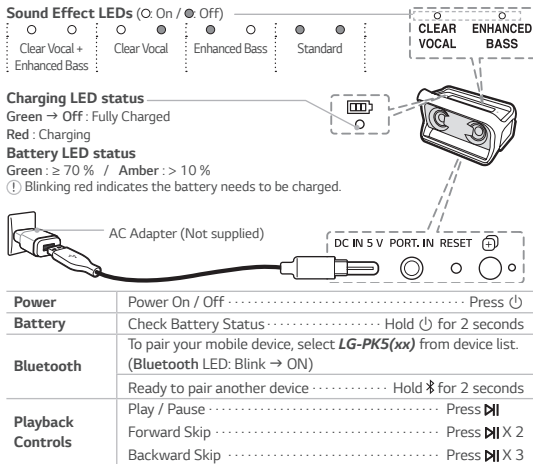


MFL70480453

1905_Rev01

www.lg.com

Copyright © 2018-2019 LG Electronics Inc.
All Rights Reserved.




Handsfree	Receive / Disconnect Press ⏻
Volume	Volume Control Press — or +
Voice Command	Use voice command of your smart device Press 🗣️ ! Make sure use the smart device that has voice command.
Mood light	Party (Various colors) → Water (Blue tone) → Forest (Yellow tone) → [My style (Customizing)] → Off Hold 🌟 for 2 seconds ! To enable My Style option, you have to customize with "Music Flow Bluetooth" app. (Only Android)
Sound effect	Enjoy premium sound with MERIDIAN technology Press CLEAR VOCAL and/or ENHANCED BASS ! Fine-tune sound to provide optimal high-quality sound. For more information, refer to online owner's manual.
Dual Play (Optional)	You need two speakers. Press and hold each speaker's 🔊 button for 2 seconds. (Dual play LED: Blink → ON)

! Connect **Bluetooth** prior to use the Playback controls, Handsfree and Voice command.



Specification

Power Supply:

- 5 V  1.8 A (AC Adapter)
- Built-in rechargeable battery

Power consumption: Refer to the main label.

Dimensions (W x H x D):

- Approx. 220 mm X 129 mm X 119 mm

Operating Temperature: 5 °C to 35 °C

Operating Humidity: 5 % to 60 %

Water-proof: IPX5

- Degree of protection against jets of water.

Battery Life: Approx. 18 hours

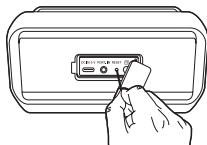
(Varies by volume level and audio content.)

- Design and specifications are subject to change without notice.

Important Notice

- Fully charge the device before using for the first time.
- It is recommended that you use the 5 V AC adapter (more than 1.8 A) with this unit
- For more information on Dual Play (Connection, Compatible models etc.), refer to online owner's manual.
 - The speaker might not synchronize sound with visuals in Dual play.
- To enjoy more features, download the "Music Flow Bluetooth" App to your device. (Only Android)
- **Resetting**

In the case of the speaker freezing due to malfunction, press the **RESET** button using an object like a thin pin.



For more information, download the online owner's manual. <http://www.lg.com>

Safety Information

CAUTION: TO REDUCE THE RISK OF ELECTRIC SHOCK DO NOT REMOVE COVER (OR BACK) NO USER-SERVICEABLE PARTS INSIDE REFER SERVICING TO QUALIFIED SERVICE PERSONNEL



This lightning flash with arrowhead symbol within an equilateral triangle is intended to alert the user to the presence of

uninsulated dangerous voltage within the product's enclosure that may be of sufficient magnitude to constitute a risk of electric shock to persons.



The exclamation point within an equilateral triangle is intended to alert the user to the presence of important operating and maintenance (servicing) instructions in the literature accompanying the product.

WARNING:

- TO PREVENT FIRE OR ELECTRIC SHOCK HAZARD, DO NOT EXPOSE THIS PRODUCT TO RAIN OR MOISTURE.
- Do not install this equipment in a confined space such as a book case or similar unit.
- This unit contains magnets which can be harmful to some kind of object (Ex : Magnetic card, Pacemaker etc..).

CAUTION:

- Do not block any ventilation openings. Install in accordance with the manufacturer's instructions. Slots and openings in the cabinet are provided for ventilation and to ensure reliable operation of the product and to protect it from over heating. The openings should never be blocked by placing the product on a bed, sofa, rug or other similar surface. This product shall not be placed in a built-in installation such as a bookcase or rack unless proper ventilation is provided or the manufacturer's instruction has been adhered to.







- The apparatus should not be exposed to water (dripping or splashing) and no objects filled with liquids, such as vases, should be placed on the apparatus.
- No naked flame sources, such as lighted candles, should be placed on the apparatus.
- It is recommended that you use the 5 V AC adapter (more than 1.8 A) with this device. If you do not use the recommended adapter, charging is unavailable or charging time may differ.
- To avoid fire or electric shock, do not open the unit. Contact to qualified personnel only.
- Do not leave the unit in a place near the heating appliances or subject to direct sunlight, moisture, or mechanical shock.
- The Power Plug is the disconnecting device. In case of an emergency, the Power Plug must remain readily accessible.
- To clean the unit, use a soft, dry cloth. If the surfaces are extremely dirty, use a soft cloth lightly moistened with a mild detergent solution. Do not use strong solvents such as alcohol, benzine, or thinner, as these might damage the surface of the unit.
- Do not use volatile liquids such as insecticide spray near the unit. Wiping with strong pressure may damage the surface. Do not leave rubber or plastic products in contact with the unit for a long period of time.
- Do not place the unit over the vehicle's air bag. When the air bag deploys, it may result in injury. Before using in the car, fix the unit.
- Do not use the handsfree function during driving a car.
- Do not leave the unit on an unstable place such as high shelves. It may fall down because of the vibration of the sound.
- Do not use high voltage products around this product. (ex. Electrical swatter) This product may malfunction due to electrical shock.

CAUTION when using this product in environments of low humidity.

- It may cause static electricity in environments of low humidity.
- It is recommended to use this product after touching any metal object which conducts electricity.

NOTICE: For safety marking information including product identification and supply ratings, please refer to the main label on the bottom or the other surface of the product.

Symbols

	Refers to alternating current (AC).
	Refers to direct current (DC).
	Refers to class II equipment.
	Refers to stand-by.
	Refers to "ON" (power).
	Refers to dangerous voltage.

For models using a battery

This device is equipped with a portable battery or accumulator.

How to Safely remove the batteries or the battery pack from the equipment : To Remove the old batteries or battery pack, follow the assembly steps in reverse order. To prevent contamination of the environment and bring on possible threat to human and/or animal health, the old batteries or the battery pack must be put in an appropriate container at designated collection points. Do not dispose of batteries or battery pack together with other waste. It is recommended that you use local, free reimbursement systems batteries or battery packs, (may not be available in your area). The batteries or the battery pack should not be exposed to excessive heat such as sunshine, fire or the like.

IMPORTANT SAFETY NOTICE

The cord grip for the plug fitted to this product is built into the existing power cord as supplied. If, for any reason you need to shorten the cord.

DO NOT RE-USE THE PLUG

A new plug must be used to ensure your continued safety by securing the plug to the power cord in accordance with Plug & Socket Regulations 1994.

[For Saudi Arabia]

- 1) All batteries should be disposed separately from the municipal waste stream via designated collection facilities appointed by the government or the local authorities.
- 2) The correct disposal of your old batteries will help to prevent potential negative consequences for the environment, animal and human health.
- 3) For more detail information about disposal of your old batteries, please contact your city office, waste disposal service or the shop where you purchased the product. Also You can contact our LG Support Representative Call center from below Link
https://www.lg.com/sa_en/support/contact/telephone



SAFETY PRECAUTION

THIS EQUIPMENT MUST BE DISCONNECTED FROM THE MAINS POWER SUPPLY WHEN IT IS NOT IN USE. DO NOT ALLOW THIS UNIT TO BE EXPOSED TO RAIN OR MOISTURE.

CAUTION

TO PREVENT ELECTRIC SHOCK, DO NOT REMOVE THE COVER. NO USER SERVICEABLE PARTS ARE INSIDE. REFER SERVICING TO QUALIFIED PERSONNEL.

PRECAUTIONS

Please read these precautions before you operate this unit.

- Avoid extreme heat, cold, moisture and dust.
- Avoid using near a magnetic field. (This will adversely affect the units performance.)
- Be careful when the surface of the case is wiped with a volatile agent such as benzene, alcohol, thinner, etc. or a chemically processed cloth, the surface finish may deteriorate or its coating may peel.
- Use the unit only in a horizontal position, and do not place anything heavy on it.
- Keep the unit away from flower vases, tubs, sinks, etc. If any liquids should spill into unit, serious damage could occur. In that case, please consult qualified service personnel.
- Do not obstruct the ventilation holes: they prevent overheating. Even soft materials such as paper and cloth may prevent proper ventilation of the unit.
- **There are no serviceable parts inside. For service, please contact your service centre.**