Printing Specification

1. Specification

Models	1. Model Name:	27US550-WB
	2. Suffix:	WW
	3. Part No:	MFL67360829
	4. REV	REV00
	5. Number of pages	8
	6. Folded/Unfolded	Unfolded
SIZE	7. Trim size (W x H)_Unfolded (mm)	210 X 148 (+/-5)
	8. Trim size (W x H)_folded (mm)	-
	9. Bindery	Saddle stitching
COVER	10. Color (Cover)	1
	11. Paper (Cover)	Wood free
	12. Weight (cover) (g/m^2)	70 (+/-10)
INNER	13. Color (inner)	1
	14. Paper (inner)	Wood free
	15. Weight (inner) (g/m^2)	70 (+/-10)
	16. Coating	-
	17. Thomson	-
	18. Sub-material	-
	19. Languages	ENG

1.1 Folding / Cover

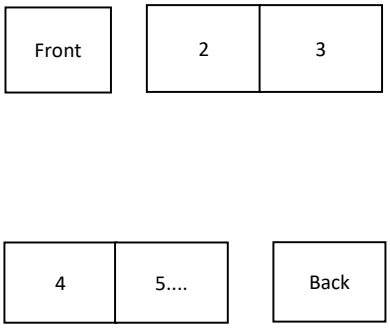

2. Origin Notification



Changes the Country name.

Printed in [Country Name in English]

Imprimé en(au) [Country Name in French]

[Country Name] (ENG/FRE)	
LGERS/ LGEMX :	Printed in Mexico Imprimé au Mexique
LGEKR:	Printed in Korea Imprimé en Corée
LGEMA:	Printed in Poland Imprimé en Pologne
LGEND:	Printed in China Imprimé en Chine
LGEIN:	Printed in Indonesia Imprimé en Indonésie
Others:	Each Country name.

NOTE

[Restriction of Hazardous Substances]

Hazardous substances on this product should be satisfied by substance regulation of Level A-I, A-II, SVHC according to LG(52)B—5011 standard.
Especially, Part should be followed and controlled the following specification.

(1) Hazardous substances test report should be submitted when part certification test and first mass production.

(2) Especially, Don't use or contain lead (Pb) and cadmium (Cd) in ink.

INK REQUIREMENT FOR EU

(1) The amount of MOAH/MOSH must be less than 0.1% of the weight of the INK used.

*MOAH(Mineral Oil Aromatic Hydrocarbons) : Consisting of 1 to 7 aromatic cycles

*MOSH(Mineral Oil Saturated Hydrocarbons) : Consisting of 16 to 35 carbon atoms

(2) From 01 January 2025 : Ban on the use of MOAH in INK up to a limit of one part per million(1ppm) for compounds of 3 to 7 aromatic cycles

3. History

Rev. Number	Date	Description	ECO Number	Owner	
REV07					
REV06					
REV05					
REV04					
REV03					
REV02					
REV01					
REV00	09/07/2025	-	-	Checked :	Nitin H
				Approved :	Santosh C

Quick Start Guide

LED LCD Monitor (LED Monitor)

27US500 27US550 27BA45U
27US500-B 27US550-B 27BA45U-B
27US500-W 27US550-W

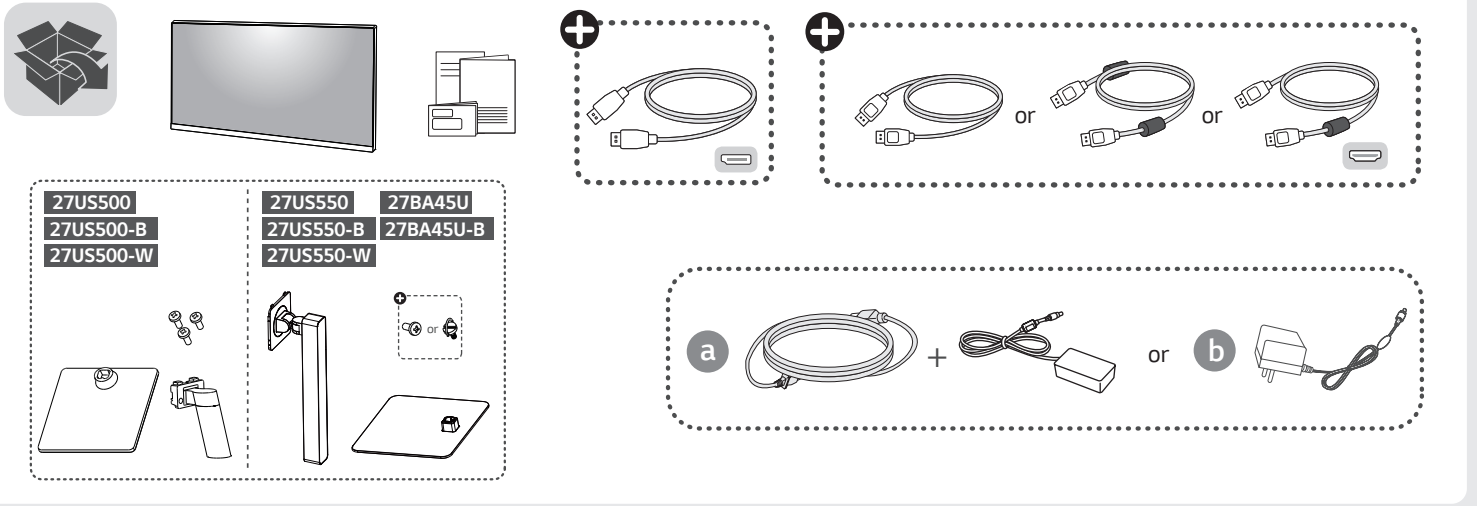

Depending on country

*Image may vary depending on models.

Unpacking

Check your product box for the following items. If there are any missing accessories, contact the local dealer where you purchased your product. The illustrations in this manual may differ from the actual product and item.

MFL67360829 2507REV00

www.lg.com



It is recommended that use the supplied components.



www.lg.com

You can download manuals from the LGE website.



- Using a DVI to HDMI / DP (Display Port) to HDMI cable may cause compatibility issues.
- Make sure to use the supplied cable. Otherwise, this may cause the device to malfunction.

27US500
27US500-B
27US500-W

1

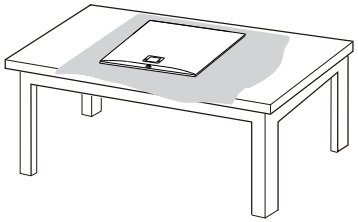

2

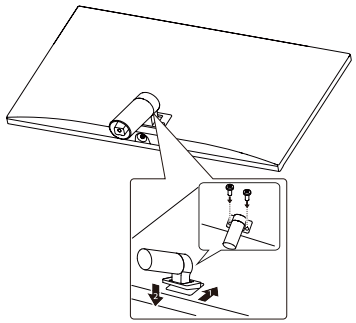

3



4

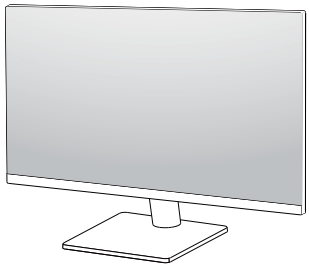

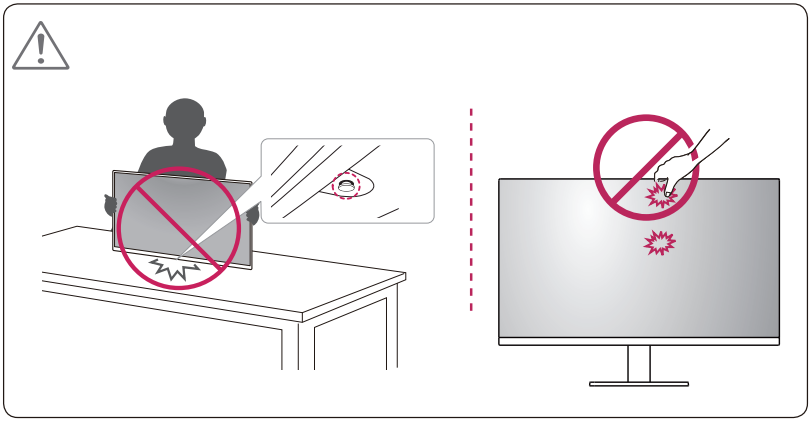

27US550
27US550-B
27US550-W

27BA45U
27BA45U-B

1

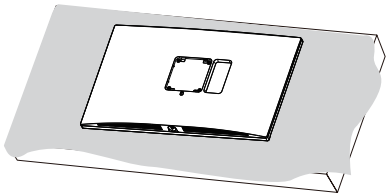

3



2

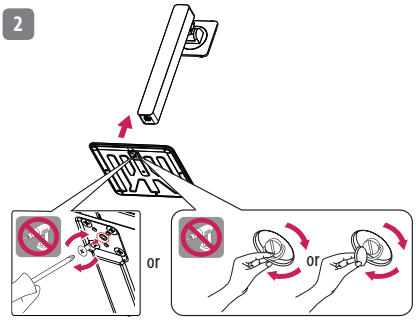

4



CAUTION

Image shown may differ from your Monitor
When attaching the stand to the Monitor, place the screen facing down on a cushioned table or flat surface to protect the screen from scratches.



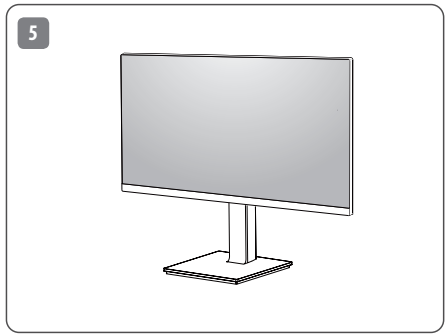
5

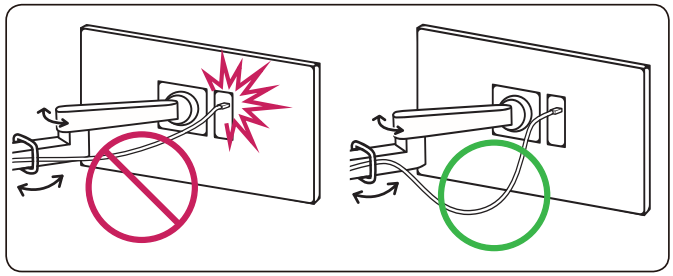

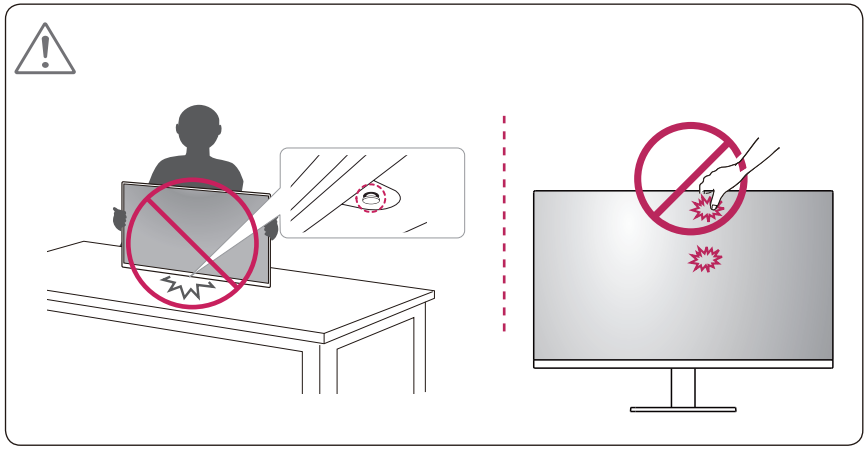

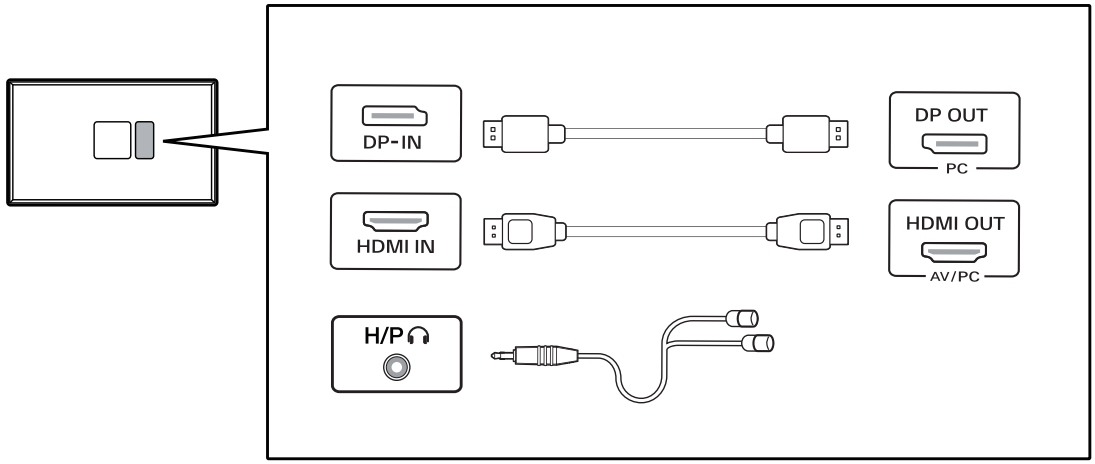
DP-IN
HDMI IN
H/P
DP OUT
PC
HDMI OUT
AV/PC

27US500
27US500-B
27US500-W

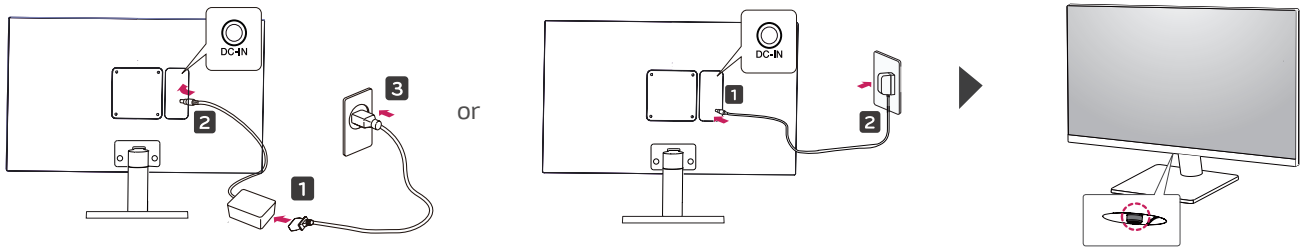

27US550
27US550-B
27US550-W
27BA45U
27BA45U-B

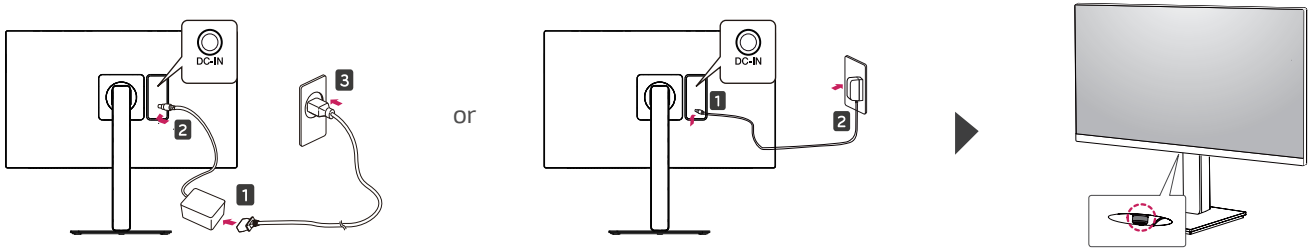

Note : All connection cables shown in the picture are not included along with the monitor set.

