Additional Information

Specifications

Power Requirements	Refer to the main label on the unit.
Power Consumption	Refer to the main label on the unit.
Dimensions (W x H x D)	Approx. 300 mm x 163 mm x 241 mm
Bus Power Supply (USB)	5 V ⎓ 500 mA
Amplifier (Total RMS output power)	300 W RMS

Design and specifications are subject to change without notice.

Replacement of battery

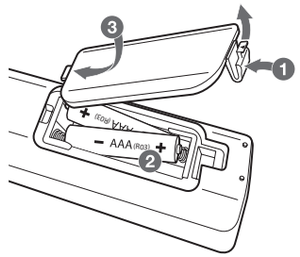

LG
Life's Good

ENGLISH

SIMPLE MANUAL

Mini Hi-Fi System

Please read this manual carefully before operating your set and retain it for future reference.
To view the instructions of advanced features, visit **http://www.lg.com** and then download Owner's Manual. Some of the content in this manual may differ from your unit.

MODEL
CK43N

COV32148003
2307_Rev01

www.lg.com
Copyright © 2026 LG Electronics Inc. All Rights Reserved.

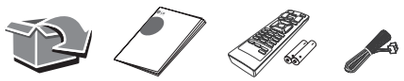

Front Panel

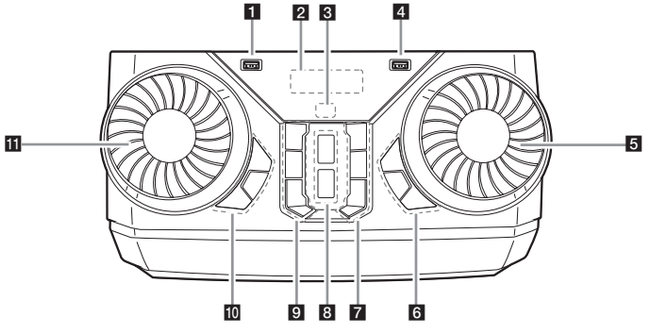

1 USB 1 Port
You can play sound files by connecting the USB device.

2 Display window

3 (Remote sensor)

4 USB 2 Port
You can play sound files by connecting the USB device.

5 **MASTER VOL.** (Volume)
Adjust speaker volume.

6 **BASS BLAST** (or **BASS BLAST+**)
Press to select BASS (or BASS+) effect directly.

USB REC / DEMO
- Records to USB.
- To stop Recording, press and hold for 3 seconds.
- In power off status, if you press **USB REC / DEMO**, show DEMO mode.

WIRELESS LINK
- Selects MAIN or OTHER on WIRELESS PARTY LINK mode.
- Enable or disable WIRELESS PARTY LINK mode.

7 (Function)
Selects the function and input source.

(Skip/Search)
- Skips forward.
- Searches for a section within a file.
- Selects the radio stations.

(Information)
- Sees information about your music. An MP3 file often come with ID3 tag. The tag gives the Title, Artist, Album or Time information.
- Sees **Bluetooth** device name of the unit in BT READY.
- Sees the name of connected all **Bluetooth** device in **Bluetooth** mode.
- When these units are successfully connected each other in WIRELESS PARTY LINK mode, each of connected device names appears in the each unit.

8 **AUTO DJ**
Selects the AUTO DJ mode.

(Play/Pause)
- Starts or pauses playback.
- Selects stereo/mono.

9 (Standby)
Turns the power on or off.

(Skip/Search)
- Skips backward.
- Searches for a section within a file.
- Selects the radio stations.

(Stop)
Stops playback or cancels DELETE function.

10 **SPECIAL EQ**
Chooses special equalizer.

SEARCH
Moves to folder or file in selection mode.

OK
Selects a folder when searching a file.

11 **EQUALIZER / SEARCH**
- Chooses sound impressions.
- Searches a folder or a file.

Rear Panel

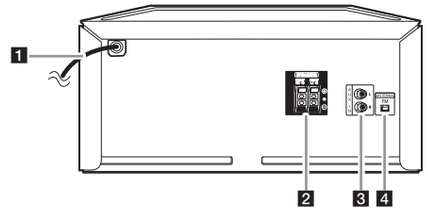

1 Power cord
2 **SPEAKERS** terminals
3 **AUX IN** (L/R)
Connect an auxiliary device.
4 **ANTENNA** (FM)

Speaker Connection

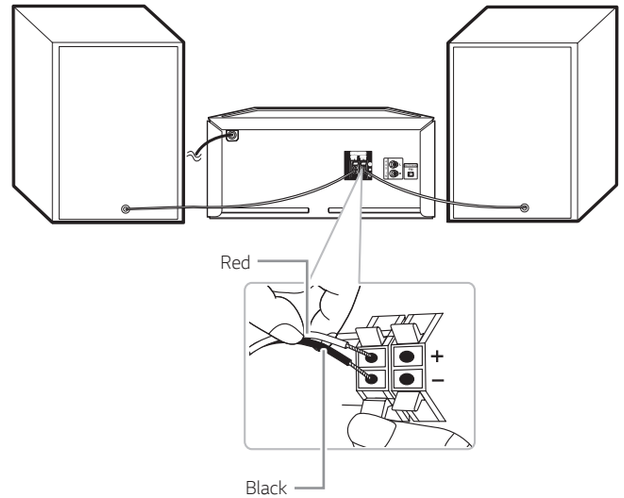

Controller App

Download the **LG XBOOM** App to your device. (Android only)

LG Sound Sync (Wireless)



For more information, download the online owner's manual. **http://www.lg.com**