



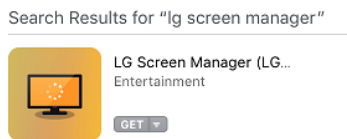
LG Screen Manager

Installation Guide

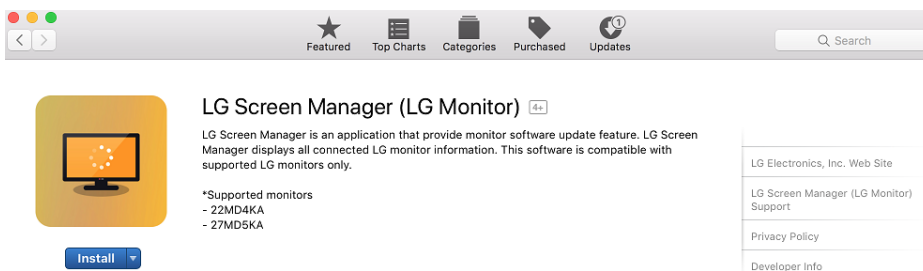
1. Search "LG Screen Manager" in Apple App Store.



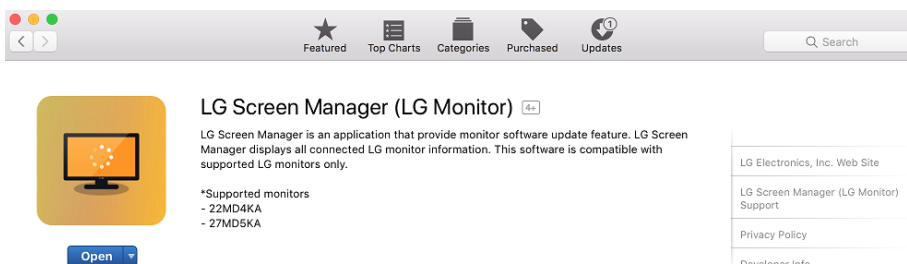
2. Select "LG Screen Manager" in Search Results.



3. Install "LG Screen Manager"



4. Open "LG Screen Manager".



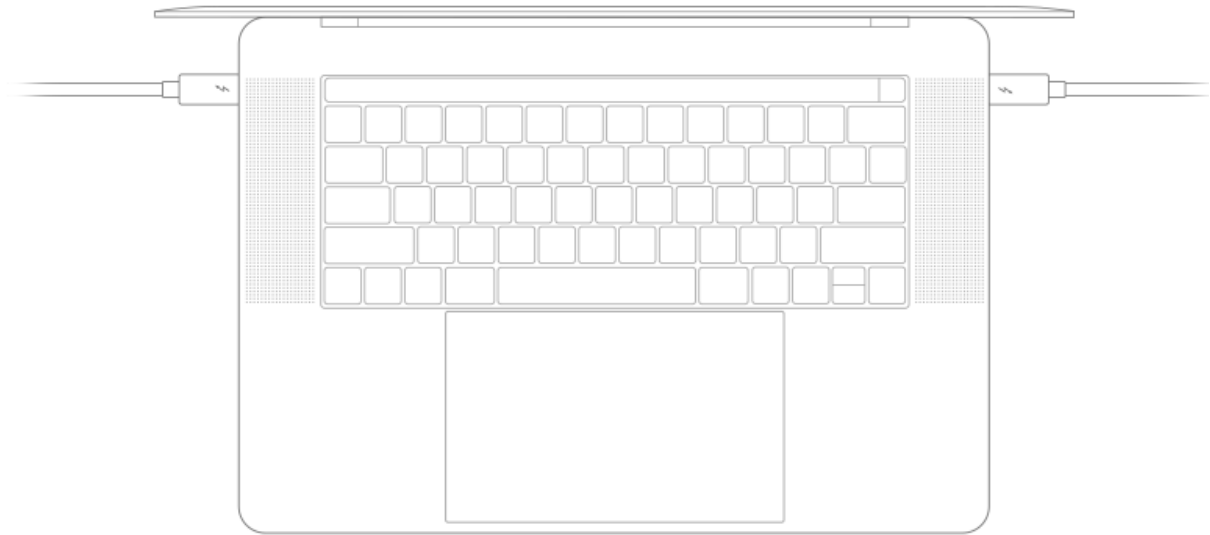


LG Screen Manager

LG Screen Manager Multi Monitor

The 15-inch and 16-inch MacBook Pro models support two LG UltraFine 5K Displays.

You need to plug one display into a Thunderbolt 3 (USB-C) port on the left side of your MacBook Pro, and the other display into a Thunderbolt 3 (USB-C) port on the right side.



The maximum multi-monitor conditions for 15-inch and 16-inch MacBook Pro models are as follows.

- Left side port 5K 1 EA, Right side port 5K 1 EA
- Left side port 5K 1 EA, Right side port 4K 2 EA
- Left side port 4K 2 EA, Right side port 5K 1 EA
- Left side port 4K 2 EA, Right side port 4K 2 EA