



ENGLISH

SIMPLE MANUAL

# MICRO HI-FI SYSTEM


To view the instructions of advanced features,  
visit <http://www.lg.com> and then download Owner's Manual.  
Some of the content in this manual may differ from your unit.

MODEL  
CM2460

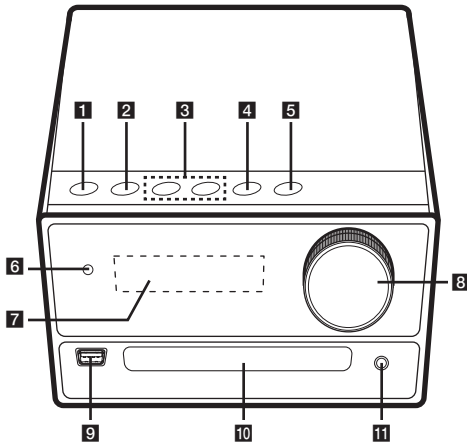


[www.lg.com](http://www.lg.com)

Copyright © 2017 LG Electronics Inc. All Rights Reserved.

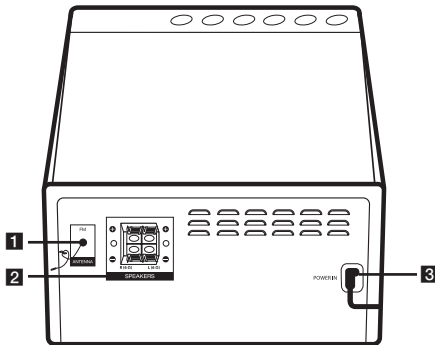


## Front Panel



- 1** (Power)  
Switches the unit ON or OFF.
  - 2** F  
Selects the function or input source.
  - 3** (Skip/Search)  
- Searches backward or forward.  
- Skips to the previous/next track/file.
- TUNING - / +**  
Selects the radio stations.
- 4** (Play/Pause)  
- Starts or pauses playback.  
- Selects Stereo/Mono.
  - 5**   
Opens or closes the disc tray.
  - 6** Remote sensor
  - 7** Display window
  - 8** Volume Knob  
Adjusts volume of speaker.
  - 9** USB  
Plays the audio files by connecting the USB device.
  - 10** Disc tray
  - 11** **PORT. IN**  
Connects to a Portable device.

## Rear Panel



- 1** FM ANTENNA
- 2** SPEAKERS (L/R) terminals
- 3** POWER IN

### Controller App



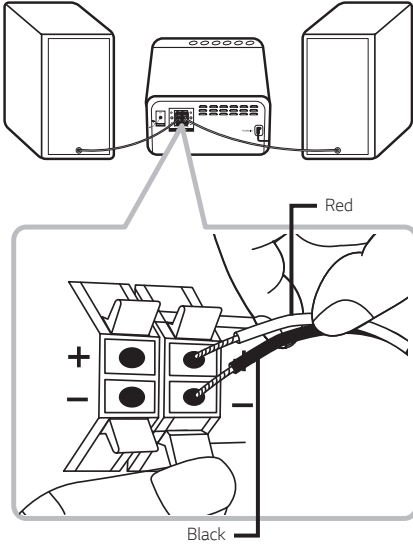
Download the **Music Flow Bluetooth** App to your device.

### LG Sound Sync (Wireless)

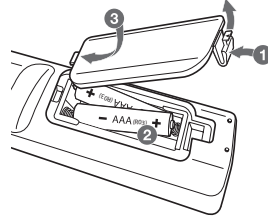


For more information, download the online owner's manual. <http://www.lg.com>

## Speaker Connection




## Replacement of battery



## Additional Information

### Specifications

Power Requirements	Refer to the main label on the unit.
Power Consumption	Refer to the main label on the unit.
Dimensions (W x H x D)	Approx. 230 mm x 125 mm x 236 mm
Net Weight	Approx. 2.1 kg
Bus Power Supply (USB)	5 V  500 mA
Amplifier (Total RMS output power)	100 W

Design and specifications are subject to change without notice.

