Life's Good

ENGLISH

繁體中文

OWNER'S MANUAL

LG TONE Free

***Bluetooth*®** LG Stereo Headset

Rev 2.0 HK

NOTE: Please read all information carefully prior to using the headset in order to prevent product damage and to enjoy the best performance.

Any modifications or changes to this manual due to typographical errors or inaccuracies of stated information shall only be made by LG Electronics Inc.

Google Play

App Store

TONE-FP5 / TONE-FP5W

www.lg.com

Copyright © 2021-2022 LG Electronics Inc. All Rights Reserved

ENGLISH

Contents

Safety Precautions 1
HD Speaker 3
Product Components 4
Overview 5
Pairing and Connecting 6
Wearing Earbuds 7
Playing Music 8
Mobile Calling Functions 9
Listen to the Ambient Sound (LAS) / Active Noise Cancellation (ANC) 10
Charging 11
Checking the Battery Status 12
Battery Status Indicator 13
Out of Range 14
LG TONE Free App 14
Troubleshooting 15
Specifications and Features 16
Declaration of Confirmation 17
Additional Information 19
Limited Warranty 23
Important Safety Information 24
Open Source Software Notice Information 25
Symbols 25

The LG TONE Free (TONE-FP5) is a lightweight wireless headset that uses *Bluetooth* technology.

This product can be used as an audio accessory for devices supporting either the A2DP or Hands-Free *Bluetooth* Profile.

Safety Precautions

The following safety precautions are provided to prevent any unexpected accident or damage. Please familiarise yourself with the safety precautions. The safety precautions are classified into "WARNING" and "CAUTION".

⚠ **WARNING:** Failing to comply with the instructions may result in serious injury or death.

⚠ **CAUTION:** Failing to comply with the instructions may result in minor injury or product damage.

⚠ WARNING

Do not drop the product from a high place.

Make sure there is no water, alcohol, or benzene in contact with the product.

Do not store the product in a wet or dusty place.

Do not place heavy objects on the product.

This product is waterproof to the IPX4 level (daily life waterproof). (The IPX4 waterproof rating applies to the earbud product only.)

Do not put the product under the water or use it in a humid location such as a bathroom.

⚠ CAUTION

Do not disassemble, adjust, or repair the product arbitrarily.

Do not place the product near excessive heat or flammable material.

The product may be damaged if an incompatible charger is used.

Make sure that an infant or child does not swallow a magnet or a small component of the product.

Make sure that foreign objects do not enter the charger's connectors (charging port and power plug). Failure to do so may result in fire or electric shock.

If you have a medical device implanted, contact your doctor before using this device.

This product has a built-in battery, and the battery cannot be removed or replaced arbitrarily.

For your safety, do not remove the battery incorporated in the product.

If you arbitrarily replace the battery or don't replace it correctly, it may explode.

The lithium-ion battery is a hazardous component that can cause injury.

Battery replacement by an unqualified professional can cause damage to your device.

Do not discard the battery arbitrarily. Follow the local procedure for discarding batteries.

Risk of fire or explosion if the battery is replaced by an incorrect type.

Do not store or transport at pressures lower than 11.6 kPa and at above 15000 m altitude.

Replacement of a battery with an incorrect type that can defeat a safeguard (for example, in the case of some lithium battery types).

Disposal of a battery into fire or a hot oven, or mechanically crushing or cutting of a battery, that can result in an explosion.

Leaving a battery in an extremely high temperature surrounding environment that can result in an explosion or the leakage of flammable liquid or gas.

A battery subjected to extremely low air pressure that may result in an explosion or the leakage of flammable liquid or gas.

Do not carelessly throw away old batteries. It can cause an explosion or fire. The disposal method may vary by country and region. Dispose of it in an appropriate manner.

NOTE

If the product is exposed to excessive sweat, clean the product.

Keep the earbuds clean.

Wearing earbuds for a long time may cause pain, and if humidity inside ears continues for a long time, it may cause skin trouble.

HD Speaker

If the communication network of the device you are connecting to supports HD Voice Calling, you can enjoy making voice calls and listening to music in high definition.

Product Components

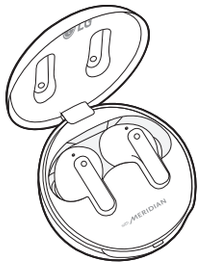

LG TONE Free™
Earbuds (medium eargels installed)
Charging Case

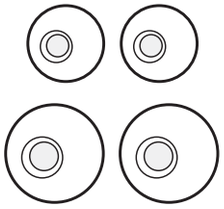

Extra Ear Gels
(small & large)

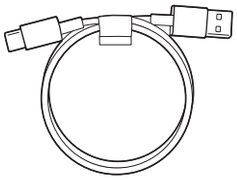

USB Type C™ Charging Cable



Owner's Manual



Warranty Card

NOTE: Actual product design may differ from images shown in manual.

CAUTION

Make sure authentic LG Electronics components are used. Using a non-authentic component may damage the product and thus void the warranty.

Use the USB Type C™ cable provided with the product.

NOTE

The complete manual is available for download from the LG Electronics website.

www.lg.com > support or service > Manuals & Downloads > Manuals

Overview

Charging Case

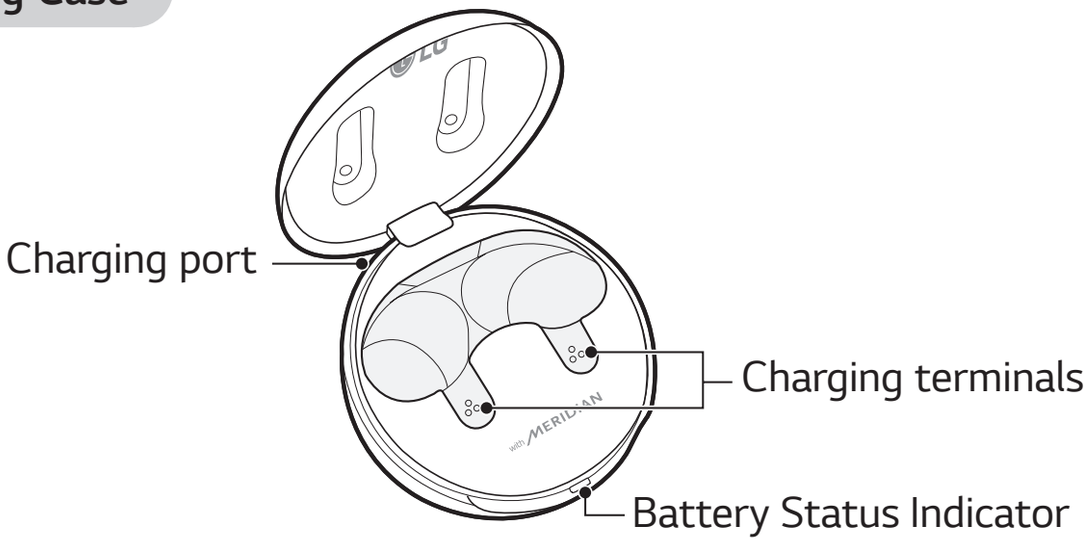

Earbuds

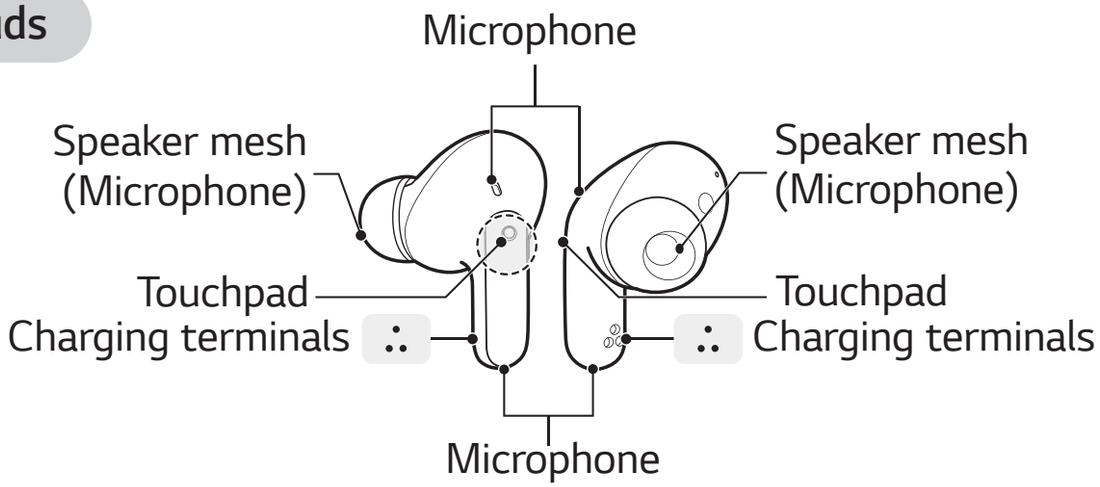

*Make sure that the charging terminal is not soiled with foreign substance.
*The appearance and specifications of the actual product may differ depending on the model.

Pairing and Connecting

Fast Pair

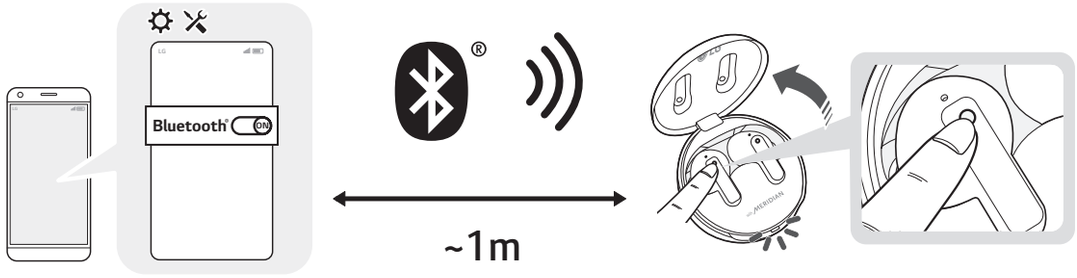

1 Turn on the *Bluetooth* function on the mobile phone or the device to be connected.

2 Open the cover of the charging case with the earbuds mounted on the case. Press and hold the touchpad of the left or right earbud for 3 to 5 seconds until the battery status indicator blinks in blue.

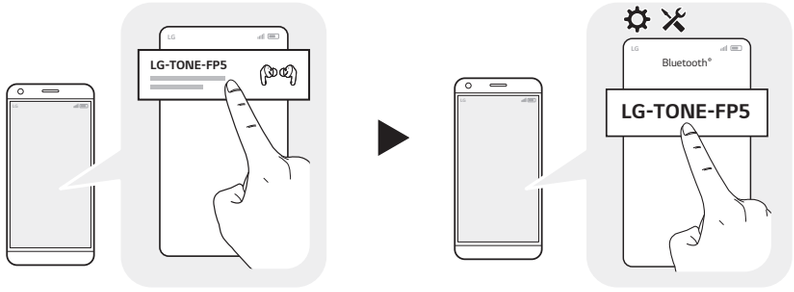

3 When the Fast Pair connection pop-up appears on the top area of the mobile phone screen, tap it to connect. (It only supports Android™ 6.0 or higher, and requires configuring *Bluetooth* and location information settings of the mobile device.)

4 If the pop-up does not appear, select **[LG-TONE-FP5]** from the *Bluetooth* menu on the mobile phone and connect it (for users of iOS or Android 5.0 or lower versions).

⚠ **CAUTION:** In the list of *Bluetooth* connected devices, LG-TONE-FP5_LE is not the correct model name for connection. Check the model name in use and connect with the model name without "LE".
If the earbud model name is abnormally displayed on the Android device, change the model name in the *Bluetooth* menu of Connected Device Settings.

✓ **NOTE:** To connect with another device, perform the above procedure again.

Automatic Reconnection

The earbuds are connected automatically when you open the cover of the charging case. If you close the cover of the charging case with both earbuds mounted in the charging case, the earbuds are disconnected.

Wearing Earbuds

1 Separate the earbuds from the charging case and adjust them so that they fit comfortably in your ears.

✓ NOTE: **You can use ear gels that fit your ears to improve Active Noise Canceling (ANC) performance and enjoy rich music sound.**

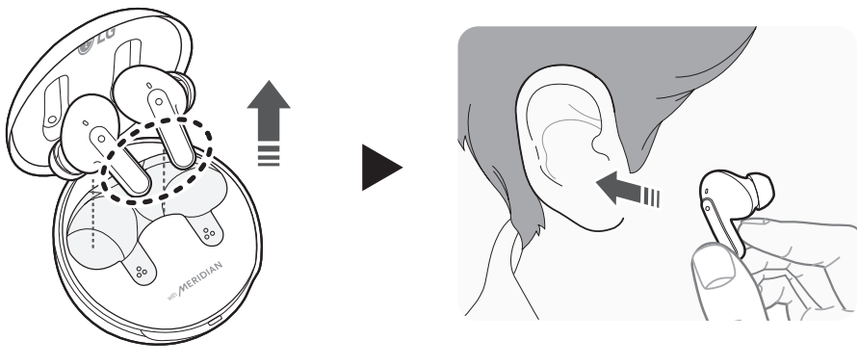

2 When you wear the earbuds, you will hear a wearing detection alarm.

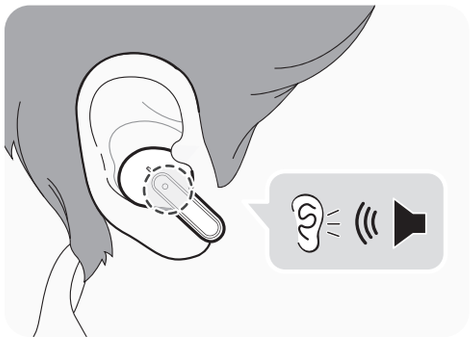

Playing Music

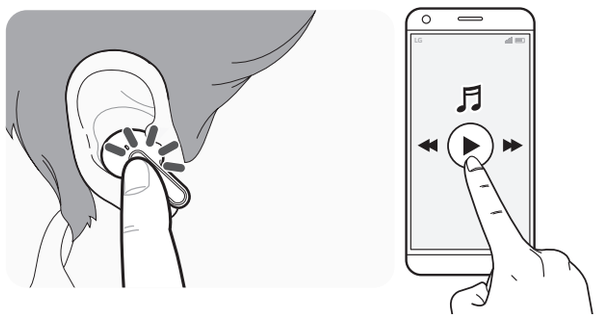

Function	Description
Play / Pause	● : **Touch the left or right earbud** once.
Adjusting the Volume	●● : **Touch the left(Decrease volume) or right(Increase volume) earbud** twice.
Play Next	●●● : **Touch the left or right earbud** three times.

NOTE: You can change the operation method of the function in the touchpad settings of the LG TONE Free app.

Mobile Calling Functions

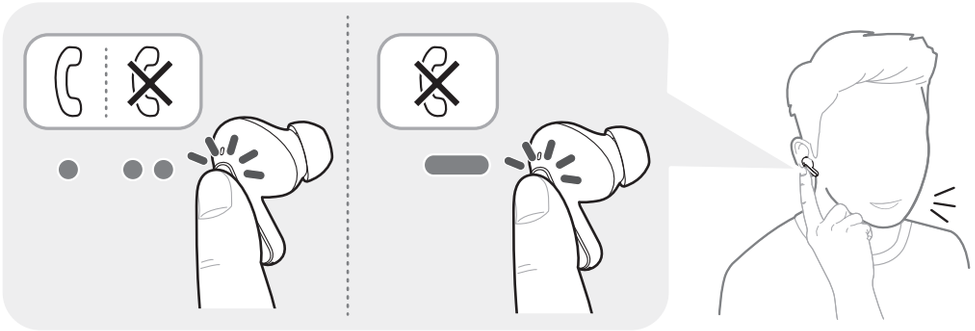

Function	Status	Description
Answering Calls	Ringing	**Touch the left or right earbud** once.
Ending Calls	Talking	**Touch the left or right earbud** twice.
Making Calls	Idle	If you make a call using a mobile phone, the call is automatically connected to the headset.
Receiving Calls while on the Phone	Talking	If you **touch the left or right earbud** once, the current call will go on hold, and you will be able to answer an incoming call. If the previous call is on hold, you can finish the current call on the mobile phone. (It works differently depending on the mobile phone settings.)
Rejecting Calls	Ringing	**Touch and hold the left or right earbud.**

Listen to the Ambient Sound (LAS) / Active Noise Cancellation (ANC)

Listen to the Ambient Sound (LAS)

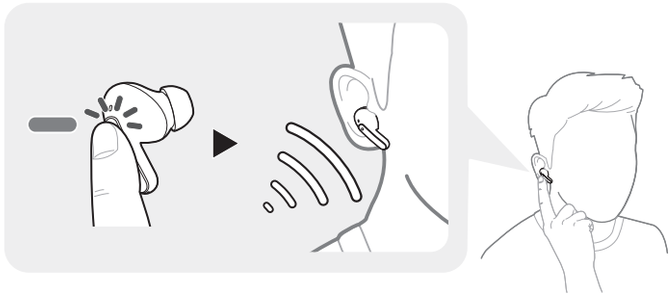

The Listen to the Ambient Sound (LAS) function allows you to listen to the ambient sound so that you can recognize the surrounding situation and any potential risks.

Active Noise Cancellation (ANC)

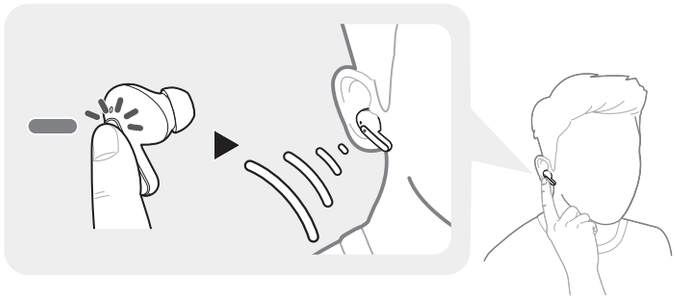

The Active Noise Cancellation (ANC) function blocks any ambient sound. So, you can use the function to listen to the music or watch a video without interference.

Touch and hold the left or right earbud to switch between the ANC mode and the LAS mode.

You can set the LAS and ANC functions in the LG TONE Free app.

You can configure the Listen to the Ambient Sound mode and Conversation mode using the LG TONE Free app.

If you use the LAS or ANC function, the battery consumes faster, reducing the time you can use the product.

You can use the LAS and ANC functions while being idle, listening to music, or being on the phone.

*ANC is an acronym for Active Noise Cancellation.

⚠ **CAUTION:** When the LAS mode is enabled, you may hear the ambient sound become loud suddenly. When using the ANC function outdoors, pay attention to the surrounding environment for safety.

Charging

Wired Charging

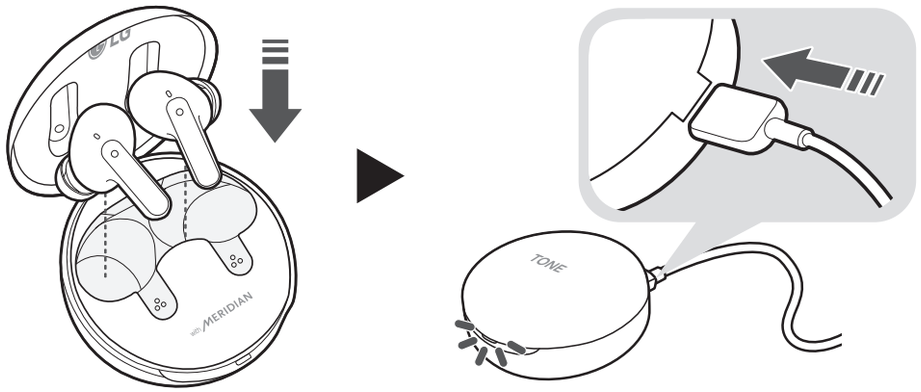

When the charging cable is connected, the charging status is displayed in the charging case.

NOTE: The earbuds and the charging case are charged at the same time. The charging port on the charging case cannot be used to supply power to mobile phones, etc.

Checking the Battery Status

If earbuds are mounted in the charging case, the earbuds' battery status is displayed. Otherwise, the charging case's battery status is displayed.

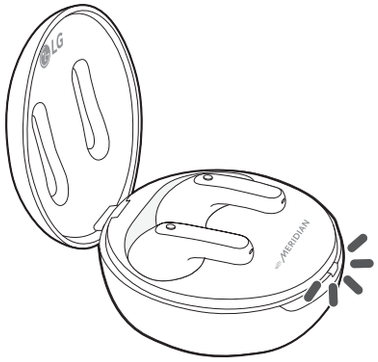

Battery Status Indicator	Remaining Battery (charger not connected)	Charging State (charger connected)
Red	20% or lower	Charging
Yellow	20% - 80%	-
Green	80% or higher	Fully charged

NOTE: When the charging case lid is closed, charging case battery status is displayed. If the charging case has no remaining charge, there will be no display and it cannot function. We recommend you keep the charging case charged at all times as the earbuds are not able to be turned on and turned off independently.

Battery Status Indicator

Status	Description
Bluetooth Search Mode	The **battery status indicator** flashes in blue.
Battery below 20%	The **battery status indicator** turns on and off in red.
Battery 20% - 80%	The **battery status indicator** turns on and off in yellow.
Battery 80% or more	The **battery status indicator** turns on and off in green.
When there is a problem while charging	The **battery status indicator** flashes in red.
Charging (charger connected)	The **battery status indicator** turns on in red.
Charging complete (charger connected)	The **battery status indicator** turns on in green.

Out of Range

If the device connected to the product is out of effective communication range, the communication signal becomes weak and the communication is lost. The effective communication range may vary depending on surrounding and other conditions.

If the device comes back within effective communication range, the product automatically reconnects to the device. If the device is not automatically reconnected, **touch the left or right earbud** once to connect them.

LG TONE Free App

If you install the “LG TONE Free” app, you can use Check Earbud Battery, Voice Alert, Change Equalizer Mode, Check Last Connected Location Information, and Find My Earbuds functions. Check out the app for more details.

To install the “LG TONE Free” app, search LG TONE Free in the Google Play Store or App Store or scan the QR code below.

It supports Android 7.0 or higher and iOS 11 or higher.

Google Play

App Store

Troubleshooting

If you see any of the following symptoms while using the product, make sure to recheck it. It may not be a malfunction.

Symptom	Cause and Solution
The power does not turn on	Check the battery level and charge it.
If unable to make a call with earbuds	If the mobile phone does not support headset and hands-free functions, you cannot use the calling features. Check the battery level and charge it.
If unable to register earbuds to mobile phone	Check whether earbuds are turned on. Check if the earbuds have entered the search mode. - While the earbuds are inserted in the charging case, press and hold the touch pad on the left or right earbud for 3 to 5 seconds to switch to the search mode.
If you replaced the earbuds or there is a problem with the operation (Factory reset)	While the earbuds are inserted in the charging case, press and hold the touch pad on the left or right earbud for 10 seconds or more. - The battery status indicator of the charging case flashes red and the initialization to the factory status is carried out. After initialization to the factory status, reconnect the earbuds.

Specifications and Features

Item	Comments
Bluetooth Specifications	V 5.2 (Headset/Hands-Free/A2DP/AVRCP)
Battery	Earbud : 3.7 V / 55 mAh, Lithium-ion Charging case : 3.7 V / 390 mAh, Lithium-ion
Music Play Time Earbuds & With Charging case	ANC Off : Up to 8 & Up to 22 hours* ANC On : Up to 5 & Up to 13 hours*
Charging Time	Earbud : within an hour / Charging case : within 2 hours Fast Charging : 5 min charge for up to 60 min playtime* ※ When charging wired at room temperature
Rated Input Voltage	Earbud : 5 V ⎓ 110 mA Charging case : 5 V ⎓ 500 mA
Operating Temperature	0 ℃ ~ +40 ℃
Operating Humidity	5 % ~ 60 %
Dimensions (mm) / Weight (g)	Earbud : 21.2 mm (W) X 28.3 mm (L) X 23.2 mm (H) / 5.2 g (One earbud) Charging case : 54.5 mm (W) X 54.5 mm (L) X 30 mm (H) / 35.4 g

Frequency range	2402 MHz to 2480 MHz

*Duration of use may vary depending on the connected mobile device, features being used, settings, signal strength, operating temperature, frequency band, and other methods of use.

Declaration of Confirmation

FCC NOTICE TO USERS:

This device complies with part 15 of the FCC Rules.

Operation is subject to the following two conditions:

(1) This device may not cause harmful interference, and

(2) This device must accept any interference received, including interference that may cause undesired operation.

Changes or modifications not expressly approved by the manufacturer (or party responsible) for compliance could void the user's authority to operate the equipment.

FCC Part 15.105 statement

This equipment has been tested and found to comply with the limits for a Class B digital device, pursuant to Part 15 of the FCC Rules.

These limits are designed to provide reasonable protection against harmful interference in a residential installation. This equipment generates, uses and can radiate radio frequency energy and, if not installed and used in accordance with the instructions, may cause harmful interference to radio communications.

However, there is no guarantee that interference will not occur in a particular installation. If this equipment does cause harmful interference to radio or television reception, which can be determined by turning the equipment off and on, the user is encouraged to try to correct the interference by one or more of the following measures:

- Reorient or relocate the receiving antenna.
- Increase the separation between the equipment and receiver.
- Connect the equipment into an outlet on a circuit different from that to which the receiver is connected.
- Consult the dealer or an experienced radio/TV technician for help.

IMPORTANT NOTE:

To comply with the FCC RF exposure compliance requirements, no change to the antenna or the device is permitted. Any change to the antenna or the device could result in the device exceeding the RF exposure requirements and void the user's authority to operate the device.

Bluetooth® is a registered trademark of Bluetooth SIG, Inc. worldwide.

Android, Google Play, the Google Play logo, and other related marks and logos are trademarks of Google LLC.

FCC ID: ZNFTONEFP5

Additional Information

1. Radio frequency exposure

This *Bluetooth* LG Stereo Headset is a radio transmitter and receiver. When in operation, it communicates with a *Bluetooth*-equipped mobile device by receiving and transmitting radio frequency (RF) electromagnetic fields (microwaves) in the frequency range 2402 to 2480 MHz. Your *Bluetooth* headset is designed to operate in compliance with the RF exposure guidelines and limits set by national authorities and international health agencies when used with any compatible LG Electronics mobile phone.

2. *Bluetooth* connection precautions

The following environments affect the range and reception of *Bluetooth* signals:

- When walls, metal, human bodies, or other obstacles exist between the *Bluetooth* device and the connected device.
- When equipment that uses 2.4 GHz frequency signals (wireless LANs, wireless phones, microwave ovens, etc.) is placed near the devices being used.
- When using a *Bluetooth* device (TV, laptop, etc.) other than the mobile phone, the sound quality may be affected by the specifications and performance of the device.

3. Potentially explosive atmosphere

Turn off your electronic device when in any area with a potentially explosive atmosphere. Although this is uncommon, your electronic device could generate sparks. Sparks in such areas could cause an explosion or fire resulting in bodily injury or even death. Areas with a potentially explosive atmosphere are often but not always clearly marked.

4. Emergency calls

IMPORTANT!

This *Bluetooth* headset and the electronic device connected to the headset operate using radio signals and mobile and landline networks as well as user-programmed functions, which cannot guarantee connection under all conditions. Therefore, you should never rely solely upon any electronic device for essential communications (e.g., medical emergencies). Remember, in order to make or receive calls, the headset

and the electronic device connected to the headset must be switched on and in a service area with adequate mobile signal strength. Emergency calls may not be possible on all mobile phone networks or when certain network services and/or phone features are in use. Check with your local service provider.

5. Battery information

A rechargeable battery has a long service life if treated properly. A new battery or one that has not been used for a long period of time could have reduced capacity the first few times it is used. Do not expose the battery to extreme temperatures, never above +50°C or below -10°C. For maximum battery capacity, use the battery at room temperature. If the battery is used in low temperatures, the battery capacity will be reduced. The battery can only be charged in temperatures between 0°C and +45°C.

6. Recycling the battery in your *Bluetooth* headset

The battery in your *Bluetooth* headset must be disposed of properly and should never be placed in municipal waste. The LG Electronics service partner that removes the battery will dispose of it according to local regulations.

In case rechargeable battery is included in this product, the entire device should be recycled in compliance with rechargeable battery recycling standards because of the internal battery.

7. Conditions

- The warranty is valid only if the original receipt issued to the original purchaser by the dealer, specifying the date of purchase and serial

number, is presented with the product to be repaired or replaced. LG Electronics reserves the right to refuse warranty service if this information has been removed or changed after the original purchase of the product from the dealer.

- If LG Electronics repairs or replaces the product, the repaired or replaced product shall be warranted for the remaining time of the original warranty period or for ninety (90) days from the date of repair, whichever is longer. Repair or replacement may involve the use of functionally equivalent reconditioned units. Replaced parts or components will become the property of LG Electronics.
- This warranty does not cover any failure of the product due to normal wear and tear, or due to misuse, including but not limited to use in other than the normal and customary manner, in accordance with instructions for use and maintenance of the product. Nor does this warranty cover any failure of the product due to accident, modification or adjustment, acts of God, or damage resulting from liquid.
- This warranty does not cover product failures due to improper repair installations, modifications, or service performed by a non-LG Electronics authorized person. Tampering with any of the seals on the product will void the warranty.
- THERE ARE NO EXPRESS WARRANTIES, WHETHER WRITTEN OR ORAL, OTHER THAN THIS PRINTED INCLUDING WITHOUT LIMITATION THE IMPLIED WARRANTIES OF MERCHANTABILITY OR FITNESS FOR A PARTICULAR PURPOSE, ARE LIMITED TO THE DURATION OF THIS LIMITED WARRANTY. IN NO EVENT SHALL LG ELECTRONICS OR ITS VENDORS BE LIABLE FOR INCIDENTAL OR CONSEQUENTIAL DAMAGES

OF ANY NATURE WHATSOEVER, INCLUDING BUT NOT LIMITED TO LOST PROFITS OR COMMERCIAL LOSS, TO THE FULL EXTENT THOSE DAMAGES CAN BE DISCLAIMED BY LAW.

- Some countries/states do not allow the exclusion or limitation of incidental or consequential damages, or limitation of the duration of implied warranties, so the preceding limitations or exclusions may not apply to you. The warranty provided does not affect the consumer's statutory rights under applicable national legislation in force, nor the consumer's rights against the dealer arising from their sales/purchase contract.

Limited Warranty

Subject to the conditions of this Limited Warranty, LG Electronics warrants this product to be free from defects in design, material, and workmanship at the time of its original purchase by a consumer, and for a subsequent period of one (1) year. Should your product need warranty service, please return it to the dealer from whom it was purchased or contact your local LG Electronics contact center to get further information.

Important Safety Information

Avoiding hearing damage

Permanent hearing loss may occur if you use your headset at a high volume.

Set the volume to a safe level. Over time you can become accustomed to a higher volume that may sound normal but can be damaging to your hearing.

If you experience ringing in your ears or muffled speech, stop listening and have your hearing checked. The louder the volume, the less time that is required before your hearing could be affected.

Hearing experts suggest that to protect your hearing:

- Limit the amount of time you use the headset at a high volume.
- Avoid turning up the volume to block out noisy surroundings.
- Turn the volume down if you can't hear people speaking near you.



Using headsets safely

Use of headsets to listen to music while operating a vehicle is not recommended and is illegal in some areas. Be careful and attentive while driving. Stop using this device if you find it disruptive or distracting while operating any type of vehicle or performing any other activity that requires your full attention.

Open Source Software Notice Information

To obtain the source code under GPL, LGPL, MPL, and other open source licenses, that is contained in this product, please visit https://opensource.lge.com.

In addition to the source code, all referred license terms, warranty disclaimers and copyright notices are available for download.

LG Electronics will also provide open source code to you on CD-ROM for a charge covering the cost of performing such distribution (such as the cost of media, shipping, and handling) upon email request to opensource@lge.com.

This offer is valid for a period of three years after our last shipment of this product. This offer is valid to anyone in receipt of this information.

Symbols

~	Refers to alternating current (AC).
⎓	Refers to direct current (DC).
⧈	Refers to class II equipment.
⏻	Refers to stand-by.
I	Refers to “ON” (power).
⚡	Refers to dangerous voltage.

Life's Good

使用者手冊

LG TONE Free

藍牙® LG 立體聲耳機

繁體中文

Rev 2.0 HK

備註：為確保最佳性能及避免損壞或不正確使用此耳機，請於使用前細閱所有資訊。

任何基於錯別字或不準確資訊而對本說明書所作出的修改，僅應由 LG Electronics Inc. 進行。

TONE-FP5 / TONE-FP5W

www.lg.com

Copyright © 2021-2022 LG Electronics Inc. All Rights Reserved

目錄

安全注意事項 1
高清揚聲器 3
產品元件 4
概覽 5
配對和連線 6
佩戴耳塞 7
播放音樂 8
流動電話通話功能 9
聆聽環境聲 (LAS)、主動降噪 (ANC) 10
充電 11
檢查電量 12
電量指示燈 13
超出範圍 13
LG TONE Free 應用程式 14
故障排除 15
規格及功能 16
確認聲明 17
額外資訊 19
有限保養 22
重要安全資訊 23
開放原始碼軟體注意事項 24
符號 24

LG TONE Free (TONE-FP5) 是使用藍牙技術的輕巧無線耳機。
此產品可用作支援 A2DP 或免提藍牙設定檔裝置的音訊配件。

安全注意事項

以下安全注意事項旨在避免發生任何意外事故或損害。請熟讀這些安全注意事項。
安全注意事項分為「警告」及「注意」。

⚠ **警告**：不遵循說明可能會導致嚴重傷害或死亡。

⚠ **注意**：不遵循說明可能會導致輕微傷害或產品損壞。

⚠ 警告

請勿將本產品從高處掉落。
請確保本產品不接觸水、酒精或苯類物質。
請勿將本產品放置於潮濕或多塵的地方。
請勿在本產品上放置重物。
本產品具備 IPX4 防水等級（日常防水）。
（IPX4 防水僅適用於耳塞。）
請勿將本產品放入水中，或於潮濕地方（如浴室）使用。

⚠ 注意

請勿擅自拆解、調整或維修本產品。

請勿將本產品放置於過熱或易燃物品附近。

如使用不相容的充電器，可能會導致本產品損壞。

請確保嬰兒或兒童不會誤吞本產品的磁鐵或細小零件。

請確保沒有異物進入充電器的接口（充電連接埠及電源插頭）。否則，可能會導致火災或觸電。

如您體內有植入式醫療裝置，請於使用本裝置前，聯絡您的醫生。

本產品含有內置電池，且電池不可擅自拆除或更換。

為確保您的安全，請勿拆除本產品的內置電池。

擅自更換電池或更換不正確，可能會導致爆炸。

鋰電池屬於危險零件，可能會導致傷害。

由非專業人士更換電池，可能會損壞裝置。

請勿隨意棄置電池。請依照當地電池棄置指引。

若使用類型不當的電池，則有起火或發生爆炸的危險。

請勿在 11.6 千帕氣壓以下和 15000 米海拔高度以上存放或運輸耳塞。

更換類型不當的電池可能會破壞安全防護（例如，某些鋰電池類型）。

將電池丟入火中或焗爐，或以機械方式壓碎或切割電池，可能會導致爆炸。

當電池處於極高溫度下，可能會導致爆炸或易燃液體或氣體洩漏。
當電池處於極低氣壓下，可能會導致爆炸或易燃液體或氣體洩漏。
請勿隨意丟棄舊電池。可能會導致爆炸或火災。 棄置方法可能因國家和地區而異。請以適當方式棄置電池。

備註

如本產品暴露於多汗環境，請進行清潔。
請使耳塞保持清潔。
長時間佩戴耳塞可能會引起疼痛，如果耳內長期潮濕，可能會導致皮膚問題。

高清揚聲器

如果連線裝置的通訊網絡支援高清語音通話，則您可以享受高清語音通話功能並聆聽高清音樂。

產品元件

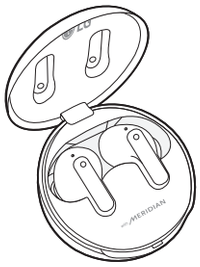

LG TONE Free™
耳塞（已安裝中碼耳塞）
充電盒

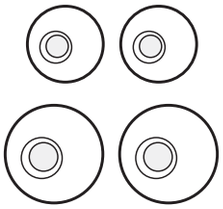

額外耳塞
（細碼及大碼）

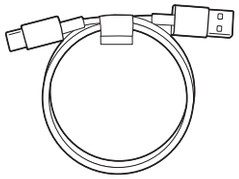

USB Type C™
充電線



使用者手冊



保用證

備註：實際產品設計可能與手冊所示圖像不同。

注意

請務必使用 LG Electronics 原裝配件。使用非原裝配件可能會損壞本產品，並會使保養失效。
請使用本產品隨附之 USB Type C™ 數據線。

備註

LG Electronics 網站提供完整手冊供下載。
www.lg.com > support or service > Manuals & Downloads > Manuals

概覽

充電盒

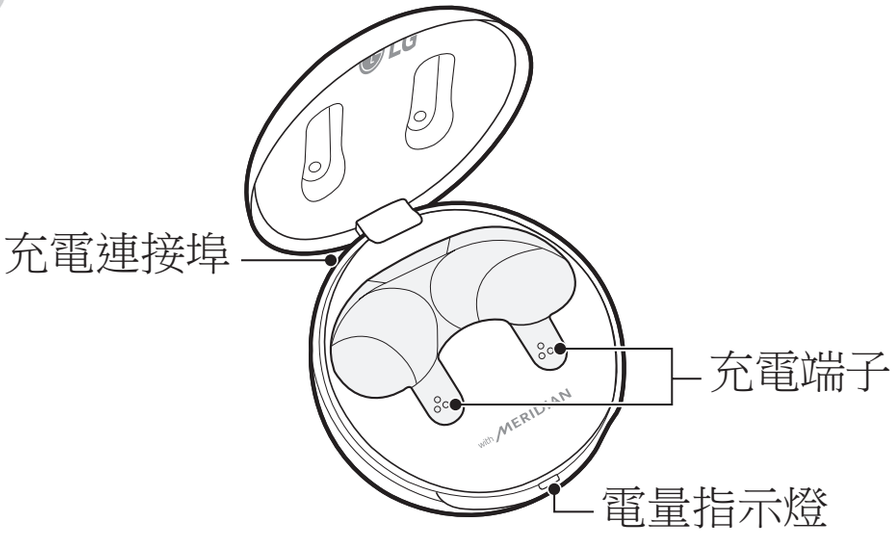

耳塞

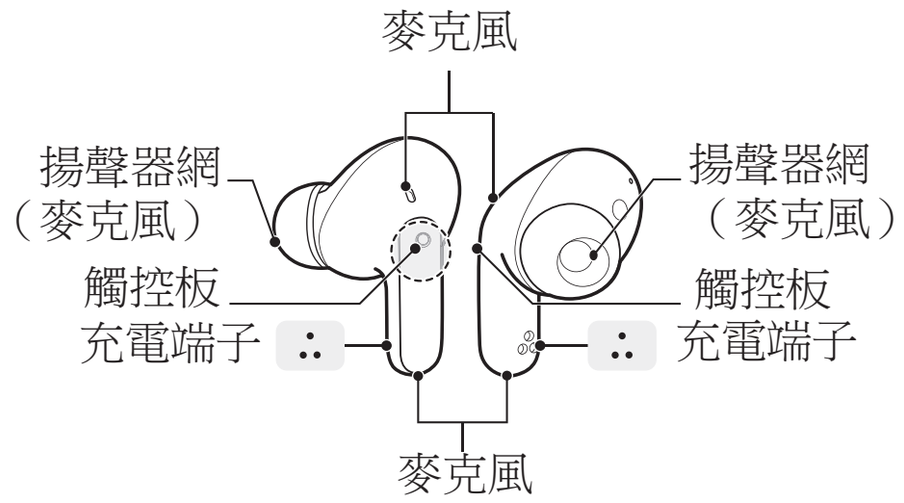

* 確保充電端子未被異物弄髒。
* 實際產品外觀及規格可能因型號而異。

配對和連線

快速配對

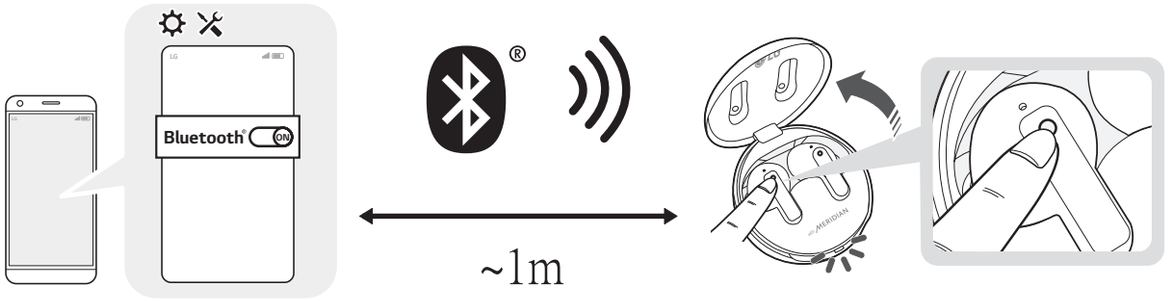

1 開啟需連接的手機或裝置內的藍牙功能。

2 打開裝有耳塞的充電盒蓋。長按左右耳塞的觸控板 3 至 5 秒，直到電量指示燈閃爍藍色。

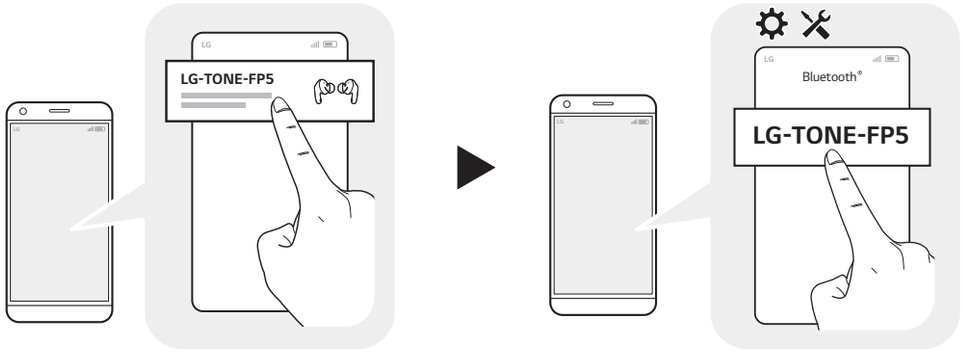

3 當手機螢幕頂部區域出現「Fast Pair connection」（快速配對連接）彈出視窗時，輕觸該彈出視窗可進行連接。 (僅支援 Android™ 6.0 或以上版本，並且需要配置流動裝置的藍牙及位置資訊設定。)

4 如無彈出視窗，請於手機的藍牙選單中選擇 **[LG-TONE-FP5]** 進行連接（適用於 iOS、Android 5.0 或以下版本的用戶）。

⚠ **注意：**在藍牙已連裝置的列表內，LG-TONE-FP5_LE 並非要連接的正確型號名稱。
請檢查所使用裝置的型號名稱，並使用不含「LE」字樣的型號名稱進行連接。
如果耳塞型號名稱在安卓裝置上顯示異常，請在已連線裝置設定的藍牙選單中更改型號名稱。

✓ **備註：**如要連接其他裝置，請依照以上步驟重新連接。

自動重連

打開充電盒蓋時，耳塞會自動連線。如果在兩個耳塞都位於充電盒中的情況下闔上充電盒蓋，耳塞會中斷連線。

佩戴耳塞

1 從充電盒內取出耳塞並作調整，令其舒適地貼合您的耳朵。

✓ **備註：您可以使用貼合耳朵的耳塞來提高主動降噪 (ANC) 性能，享受豐富的音效。**

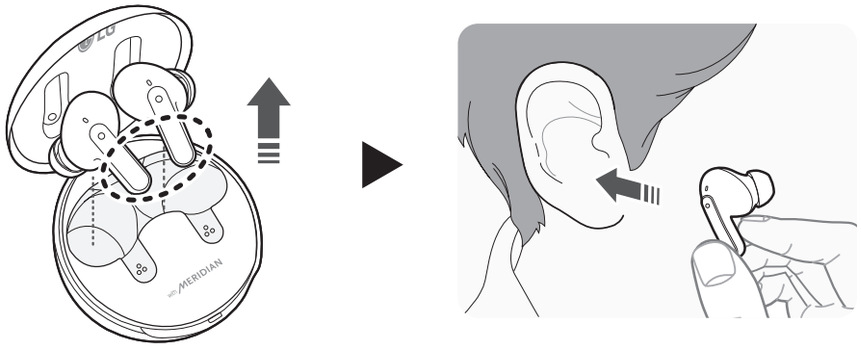

2 佩戴耳塞時，您會聽到佩戴偵測的提示音。

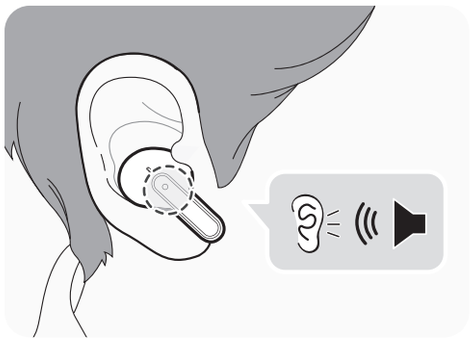

播放音樂

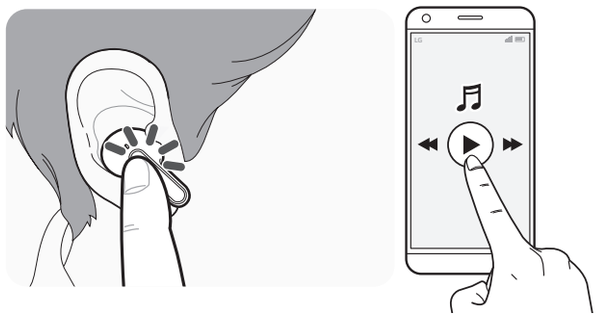

功能	簡介
播放 / 暫停	●：**輕觸一次左側或右側耳塞。**
調節音量	●●：**輕觸兩次左側（調高音量）或右側（調低音量）耳塞。**
播放下一首	●●●：**輕觸三次左側或右側耳塞。**

備註：您可在 LG TONE Free 應用程式內透過觸控板設定更改此功能的操作方法。

流動電話通話功能

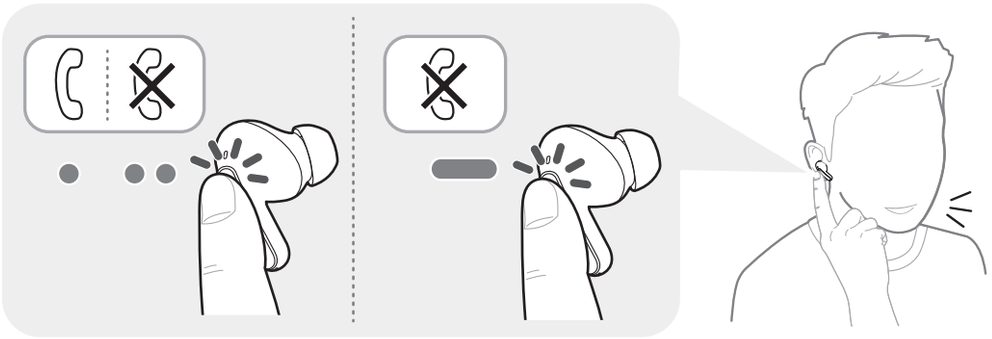

功能	狀況	簡介
接聽來電	響鈴中	**輕觸**一次**左側或右側耳塞**。
結束通話	通話	**輕觸**兩次**左側或右側耳塞**。
通話	閒置中	如果您使用流動電話撥打電話，通話會自動連接到耳機。
通話過程中接聽電話	通話	如果您**觸摸左側或右側耳塞**一次，當前通話將處於等待狀態，您可以接聽來電。 如果上一個通話處於等待狀態，您可以在流動電話上結束當前通話。 （操作方式因流動電話設定而異。）
拒絕來電	響鈴中	**輕觸長按左側或右側耳塞。**

聆聽環境聲 (LAS)、主動降噪 (ANC)

聆聽環境聲 (LAS)



您可透過聆聽環境聲 (LAS) 功能收聽周圍聲音，以便判斷周圍情況及任何潛在風險。

主動降噪 (ANC)

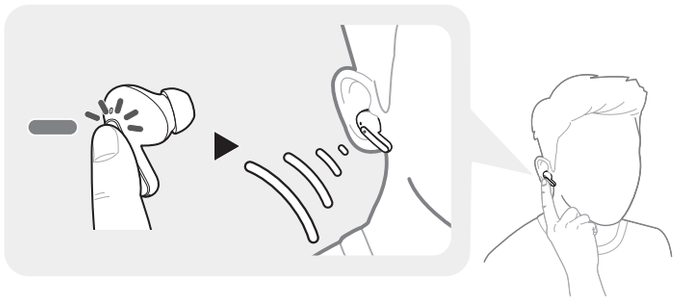

主動降噪 (ANC) 功能可屏蔽任何環境聲。這樣，您便可使用此功能，盡情聆聽音樂或觀看影片。

輕觸長按左側或右側耳塞，以便切換 ANC 及 LAS 模式。

您可在 LG TONE Free 應用程式內設定 LAS 及 ANC 功能。

您可以使用 LG TONE Free 應用程式設定「聆聽環境聲音」模式和「對話」模式。

如您使用 LAS 或 ANC 功能，會加快電池電量的消耗，減少本產品的使用時間。

當耳機閒置、聆聽音樂、接聽電話時，您仍可使用 LAS 及 ANC 功能。

*ANC 為 Active Noise Cancellation（主動降噪）之英文首字母縮寫。

⚠ **注意：**啟用 LAS 模式時，您可能會聽見環境聲突然變大。於室外使用 ANC 功能時，請留意周圍環境，以確保安全。

充電

有線充電

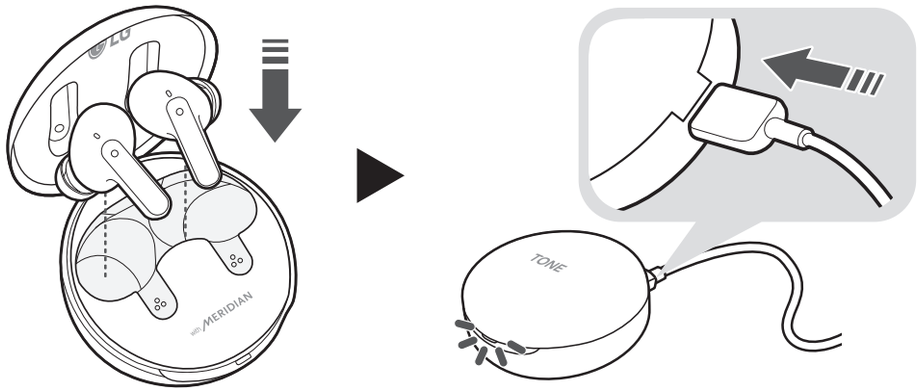

充電線連接後，充電盒會顯示充電狀態。

備註：耳塞及充電盒會同時進行充電。
充電盒的充電連接埠不可用於為手機等裝置供電。

檢查電量

如耳塞被裝入充電盒內，則會顯示耳塞的電量狀態。
否則，將會顯示充電盒的電量狀態。

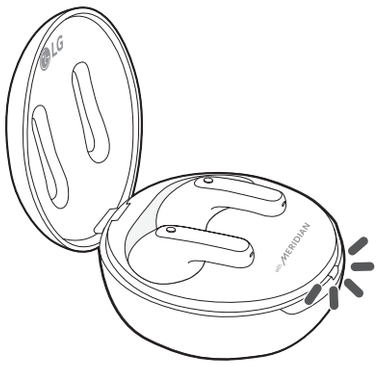

電量指示燈	剩餘電量（未連接充電器）	充電狀態（已連接充電器）
紅色	20% 或更低	正在充電
黃色	20% 至 80%	-
綠色	80% 或更高	充滿電

備註：充電盒蓋合上時，會顯示充電盒的電量狀態。充電盒如沒有電量，將沒有顯示且無法工作。由於耳塞無法單獨開啟或關閉，因此我們建議您保持充電盒處於充電狀態。

電量指示燈

狀況	簡介
藍牙搜尋模式	**電量指示燈**閃爍藍色。
電量低於 20%	**電量指示燈**顯示紅色亮起和熄滅。
電量 20% - 80%	**電量指示燈**顯示黃色亮起和熄滅。
電量 80% 以上	**電量指示燈**顯示綠色亮起和熄滅。
充電過程中出現問題	**電量指示燈**閃爍紅色。
充電中 （已連接充電器）	**電量指示燈**亮起紅色。
充電完成 （已連接充電器）	**電量指示燈**亮起綠色。

超出範圍

如果連線到產品的裝置超出有效通訊範圍，通訊訊號會變弱，並且通訊會中斷。有效通訊範圍可能因周圍環境和其他條件而異。

如果裝置回到有效通訊範圍內，產品會自動重新連線到裝置。如果裝置未自動重連，請輕觸一次左側或右側耳塞來連線裝置。

LG TONE Free 應用程式

若安裝「LG TONE Free」應用程式，您可使用「檢查耳塞電量」、「語音提示」、「更改均衡器模式」、「檢查上次連接位置資訊」及「尋找我的耳塞」功能。查看應用程式以獲得更多資訊。

如欲安裝「LG TONE Free」應用程式，請於 Google Play 商店或 App Store 搜尋「LG TONE Free」，或掃描下方二維碼。

支援 Android 7.0 或以上版本、iOS 11 或以上版本。

Google Play

App Store

故障排除

如果使用產品時出現以下任何現象，請確保重新檢查。可能不是故障。

現象	原因與解決方案
電源未開啟	檢查電池電量並充電。
如果無法使用耳機通話	如果手機不支援耳機及免提功能，則無法使用通話功能。 檢查電池電量並充電。
如果無法在手機上註冊	檢查耳機是否已開啟。 檢查耳塞是否已進入搜尋模式。 - 當耳塞插入充電盒時，長按左側或右側耳塞上的觸控板 3 至 5 秒，即可切換至搜尋模式。
如果您更換耳機或操作出現問題（出廠設定）	當耳塞插入充電盒時，長按左側或右側耳塞上的觸控板 10 秒或更長時間。 - 充電盒電量指示燈閃爍紅色，則表示初始化為出廠狀態。 初始化為出廠狀態後，重新連接耳塞。

規格及功能

項目	註解
藍牙規格	5.2 版本（耳機 / 免持聽筒 / A2DP / AVRCP）
電池	耳塞：3.7 V / 55 mAh、鋰電池 充電盒：3.7 V / 390 mAh、鋰電池
音樂播放時間 耳塞及充電盒	關閉 ANC：最多 8 小時和最多 22 小時* 開啟 ANC：最多 5 小時和最多 13 小時*
充電時間	耳塞：1 小時內 / 充電盒：2 小時內 快速充電：充電 5 分鐘可使用 60 分鐘 ※ 於室溫下進行有線充電時
額定輸入電壓	耳塞：5 V ⎓ 110 mA 充電盒：5 V ⎓ 500 mA
工作溫度	0˚C 至 +40˚C
營運濕度	5 % ~ 60 %
尺寸（毫米）/ 重量（克）	耳塞：21.2 毫米（闊） x 28.3 毫米（長） x 23.2 毫米（高）/ 5.2 克（單隻耳塞） 充電盒：54.5 毫米（闊） x 54.5 毫米（長） x 30 毫米（高）/ 35.4 克

頻率範圍	2402 MHz 至 2480 MHz

* 使用時間可能會因所連接的流動裝置、所使用的功能、設定、訊號強度、工作溫度、頻段及其他使用方法而異。

確認聲明

用戶 FCC 注意事項：

本裝置符合 FCC 法規第 15 部分。

用戶的操作應符合以下兩個條件：

(1) 本裝置不得造成有害干擾，以及

(2) 本裝置必須接受任何所接收到的干擾，包括可能造成不良操作的干擾。

未經製造商（或責任方）的明確批准，對本產品進行改動或修改可能會導致用戶喪失本裝置的使用權利。

FCC 第 15.105 部分聲明

經測試證實，本裝置符合 FCC 法規第 15 部分對於 B 類數碼裝置的限制。

這些限制旨在針對住宅安裝中的有害干擾，以提供合理保護。本裝置可產生、使用及放射射頻能量，如未依照指示安裝及使用，可能會對無線通訊造成有害干擾。

但是，特別安裝過程中未必不會出現干擾。 如本裝置對電台廣播或電視接收造成有害干擾，即可能會受到開啟及關閉本裝置之影響，則建議用戶嘗試透過以下一項或多項措施來修正干擾：

- 重新調節或重新放置接收天線。
- 增加本裝置與接收器之間的距離。
- 將本裝置連接到與接收器所連電路不同的電路插座上。
- 向經銷商或有經驗的電台廣播／電視技術人員諮詢，以尋求協助。

重要事項：

為符合 FCC RF 暴露相容性要求，請勿對天線或裝置進行任何改動。對天線或裝置進行任何改動會導致裝置不符合 RF 暴露要求，並導致用戶喪失本裝置的使用權利。

藍牙® 是 Bluetooth SIG, Inc. 在全球的註冊商標。

Android、Google Play、Google Play 徽標，以及其他相關標誌及徽標均為 Google LLC 之商標。

FCC ID: ZNFTONEFP5

額外資訊

1. 射頻暴露資訊

此藍牙 LG 立體聲耳機是一個無線電傳送及接收器。當它運作時，會透過接收及傳送頻率介乎 2402 至 2480 MHz 的無線電頻率 (RF) 電磁場（微波），與配備藍牙的手提設備進行通訊。您的藍牙耳機與任何相容 LG Electronics 的手機配合使用時，應符合由國家當局及國際衛生機構制定的 RF 暴露指引及限制。

2. 藍牙連接注意事項

以下環境會影響藍牙訊號的範圍及接收效果：

- 藍牙裝置與所連接裝置之間出現墻壁、金屬、人體或其他障礙物。
- 使用 2.4 GHz 頻率訊號（無線區域網絡、無線電話、微波爐等）的裝置處於待使用裝置附近。
- 使用手機以外的藍牙裝置（電視、筆記型電腦等）時，音質可能會受該裝置的規格及性能影響。

3. 潛在爆炸性氣體

身處任何有潛在爆炸性氣體的地方時，請關閉您的電子裝置。雖然此情況較少發生，但您的電子裝置可能會產生火花。這種潛在爆炸性環境中出現火花，會導致爆炸或火災，造成人身傷害甚至死亡。如區域內存在潛在爆炸性空氣，通常但不始終有明確標示。

4. 緊急電話

重要資訊！

此藍牙耳機及連接至耳機的電子裝置如使用無線電、手機、固定電話網絡及用戶自訂功能，無法保證在任何情況下均能連接成功。因此，您不應完全依賴任何單一電子裝置進行緊急通訊（如緊急醫療求助）。請謹記，如要撥打或接聽電話，耳機及連接至耳機的電子裝置必須開啟，並在手機訊號強度充足的範圍內使用。在某些手機

網絡中，或正在使用特定網絡服務及／或手機功能時，可能無法撥通緊急電話。請向當地服務供應商查詢，以了解詳情。

5. 電池資訊

充電電池如正確使用會有長久的壽命。新電池或長期沒有使用的電池在最初數次使用時，電量可能會較少。請勿讓電池暴露在極端溫度下，絕不可高於 +50˚C 或低於 -10˚C。為獲得最佳電量，請在室溫下使用電池。如在低溫下使用電池，其電量會減少。電池只可在介乎 +0˚C 至 +45˚C 之間的溫度下充電。

6. 環保回收您的藍牙耳機電池

您的藍牙耳機電池必須妥善棄置，絕不可棄於都市廢物內。負責拆除電池的 LG Electronics 服務夥伴，會依照當地法規將其棄置。

如本產品包括可充電電池，由於其屬內置電池，應依照可充電電池回收標準回收整個裝置。

7. 細則：

- 維修產品時須同時出示由經銷商發給原購買者，且顯示購買日期及產品序號的收據，才可進行保養。如該資訊從經銷商處購買後遭到刪除或修改，LG Electronics 保留拒絕提供保養服務的權利。
- 如 LG Electronics 維修或更換產品，經維修或更換的產品保養期會是原本保養期的剩餘時間或自維修日起的 90 日（取時間較長者）。

維修或更換可能涉及使用經維修的、具備同等功能的裝置。更換的舊配件或零件會歸屬 LG Electronics 所有。

- 本保養並不涵蓋任何正常使用的損耗，或是基於不正確使用而導致的故障，包括但不限於按照說明書的使用方法及產品維護之非正常及慣例使用方法。本保養亦不涵蓋任何意外、改裝或調整、天災而導致的故障，或是由液體導致的損壞。
- 本保養不涵蓋由非 LG Electronics 認可人員進行之不正確維修、改裝或服務而導致的故障。破壞產品上任何封條會令保養失效。
- 除本說明書外，本產品不作任何書面或口頭保養保證，包括但不限於商業適售性、特定目的之適用性的暗示保證。本保養只提供有限期的產品保養。在法律允許的情況下，LG ELECTRONICS 或其夥伴在任何情況下均不會對間接或衍生損害作出賠償，不論任何原因，包括但不限於利潤或業務損失。
- 某些國家／州不允許間接或衍生損害賠償的豁免或限制，或有關保養期的限制，因此上述限制或豁免可能未必適用。此保養不會影響消費者在現行的國家法例下所享的法定權利，或基於買賣合約產生的、針對經銷商的消費者權利。

有限保養

根據本有限保養的條件，LG Electronics 保證本產品在原消費者購買時，以及隨後的一 (1) 年內沒有設計、材料及工藝缺陷。如您的產品需要保養服務，請將產品交回您當時購買產品的經銷商，或聯絡當地 LG Electronics 聯絡中心以獲得更多資訊。

重要安全資訊

避免聽力受損

如使用藍牙耳機時音量過高，可能會對聽力造成永久性傷害。

請將音量設定在安全水平。過了一段時間後，您可能會適應過大的音量，但這可能會損害聽力。

如您出現耳鳴或聽力減弱的情況，請立即停止使用產品及檢查聽力。音量越大，就越快影響到聽力。

為保護聽力，聽力專家提出以下建議：

- 限制以高音量使用耳機的時間。
- 避免透過調高音量來阻隔外界噪音。
- 如您無法聽到附近別人說話的聲音，請降低音量。



安全使用耳機

請勿於駕駛時使用耳機聽音樂，此行為在某些地區是違法行為。駕駛期間，請小心並保持警覺。駕駛任何類型的車輛或進行其他需要高度專注的工作時，如本裝置會令您分心或無法集中注意力，請立即停止使用本裝置。

開放原始碼軟體注意事項

若要依據 GPL、LGPL、MPL 及其他開放原始碼授權取得對應的原始碼，請瀏覽 https://opensource.lge.com。

除了開放原始碼，所有涉及的授權條款、免責聲明和版權聲明均可供下載。

LG Electronics 也可應您要求，在由您支付相關費用（如媒體成本、運費及處理費）的條件下以 CD-ROM 方式提供開放原始程式碼，如有需要請寄送電子郵件至 opensource@lge.com。

此服務提供的有效期限為本產品最後裝運日起計算的三年。此服務提供的有效對象為收到此資訊的任何人。

符號

~	指交流電（AC）。
⎓	指直流電（DC）。
⧈	指二類設備。
⏻	指待機。
I	指「開起」（電源）。
⚡	指危險電壓。



UG-FP5-HK-02