SIMPLE MANUAL

Portable Bluetooth Speaker

XG7QBK
XG7QGR

FOR THE GUARANTEE TERMS & CONDITIONS, PLEASE REFER TO INNER PAGE.

MFL71901374

www.lg.com

Copyright © 2022-2024 LG Electronics Inc.
All Rights Reserved.

2206_Rev01



Download Manual

<Android> <iOS> Download App

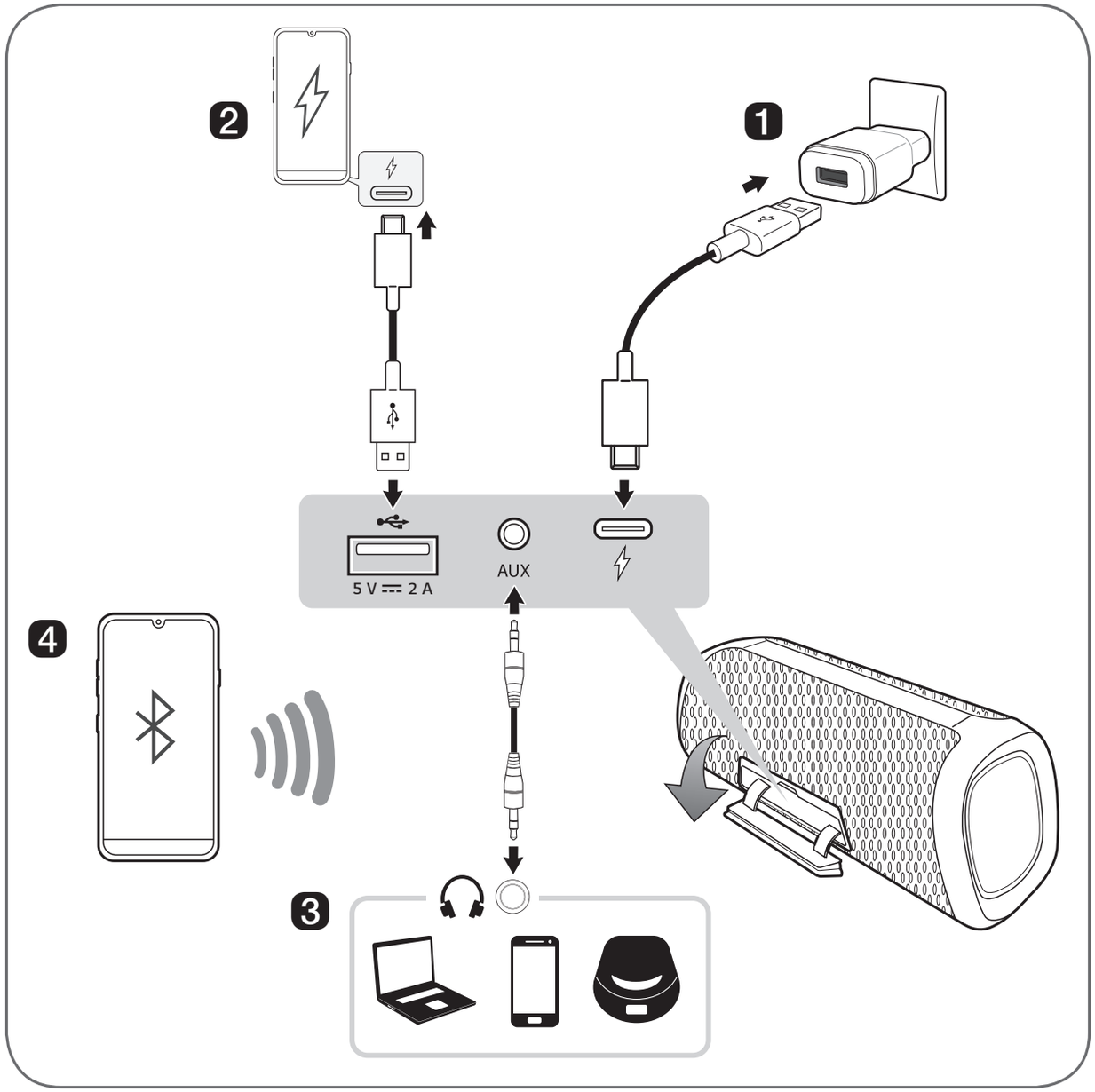
2
1
5 V ⎓ 2 A
AUX
4
3

ENGLISH

Connecting and Using the Speaker

❶ Charge the speaker before using it by opening the rear cover and connect the speaker to an AC adapter (not supplied).

❷ Charging a smartphone

① Press the **Power** ⏻ button on the speaker to turn it on.

ⓘ You can only charge your smartphone in **Bluetooth** mode.

② Open the back cover of the speaker and connect the smartphone to the ⭠ (5 V ⎓ 2 A) terminal via the USB cable. The smartphone starts to be charged.

❸ Connecting to an External Device

① Press the **Power** ⏻ button on the speaker to turn it on.

② Open the back cover of the speaker and connect the external device to the **AUX** terminal via a 3.5 mm stereo cable.

③ Turn the external device on and start playing.

4 Connect the speaker to a smartphone via Bluetooth

1. Press the **Power** button on the speaker to turn it on. **Bluetooth** LED blinks.
2. Press the **Settings** button on the smartphone and select **Bluetooth**. Turn on the **Bluetooth** function. (**Off** > **On**)
3. Find "**LG-XG7Q** (XX)" on the device list on the smartphone and connect to it. Once the smartphone is connected via **Bluetooth**, the **Bluetooth** LED will turn on.
4. On the smartphone, play a music of your choice.

5 Connecting the LG XBOOM App

1. Find **LG XBOOM app** on the Google Play or App Store and install it on your smartphone.
2. Run the **LG XBOOM app** and use more features. (EQ, Wireless Party Link, Lighting, Sleep Timer, Setting etc.)

- Design and specifications are subject to change without notice.
- For more information, download the online owner's manual.
  http://www.lg.com

ENGLISH

Specification

Power Supply:

- 5 V ⎓ 2 A (AC Adapter)
- Built-in rechargeable battery

Power consumption

- Refer to the main label.

BUS Power Supply (USB): 5 V ⎓ 2 A

- USB port only for charging the smartphone.
- Charging the smartphone via USB port is available only when the speaker is turned on.
- Charging the smartphone via USB port is available while using **Bluetooth** mode.

Dimensions (W x H x D):
Approx. 261 mm x 98 mm x 95 mm

Operating Temperature: 5 °C to 35 °C

Operating Humidity: 5 % to 60 %

Ingress Protection: IP67

– Solid: The unit is dust-tight.
– Liquid: Protection against being immersed in 1 meter of water.

Battery life: Approx. 24 hours

– Operation time may vary depending on the battery or operation status.

Safety Information

CAUTION: TO REDUCE THE RISK OF ELECTRIC SHOCK DO NOT REMOVE COVER (OR BACK). NO USER-SERVICEABLE PARTS INSIDE. REFER SERVICING TO QUALIFIED SERVICE PERSONNEL.

This lightning flash with arrowhead symbol within an equilateral triangle is intended to alert the user to the presence of uninsulated dangerous voltage within the product's enclosure that may be of sufficient magnitude to constitute a risk of electric shock to persons.

The exclamation point within an equilateral triangle is intended to alert the user to the presence of important operating and maintenance (servicing) instructions in the literature accompanying the product.

WARNING:

- TO PREVENT FIRE OR ELECTRIC SHOCK HAZARD, DO NOT EXPOSE THIS PRODUCT TO RAIN OR MOISTURE.
- Do not install this equipment in a confined space such as a book case or similar unit.
- This unit contains magnets which can be harmful to certain kinds of objects (Ex: Magnetic card, Pacemaker etc..).

CAUTION:

- Do not block any ventilation openings. Install in accordance with the manufacturer's instructions. Slots and openings in the cabinet are provided for ventilation and to ensure reliable operation of the product and to protect it from over heating. The openings should never be blocked by placing the product on a bed, sofa, rug or other similar surface. This product shall not be placed in a built-in installation such as a bookcase or rack unless proper ventilation is provided or the manufacturer's instruction has been adhered to.
- The apparatus should not be exposed to water (dripping or splashing) and no objects filled with liquids, such as vases, should be placed on the apparatus.
- No naked flame sources, such as lighted candles, should be placed on the apparatus.
- It is recommended that you use the 5 V AC adapter (more than 2 A) with this device. If you do not use the recommended adapter, charging is unavailable or charging time may differ.
- To avoid fire or electric shock, do not open the unit. contact a qualified personnel only.

- Do not leave the unit in a place near the heating appliances or subject to direct sunlight, moisture, or mechanical shock.
- The Power Plug is the disconnecting device. In case of an emergency, the Power Plug must remain readily accessible.
- To clean the unit, use a soft, dry cloth. If the surfaces are extremely dirty, use a soft cloth lightly moistened with a mild detergent solution. Do not use strong solvents such as alcohol, benzine, or thinner, as these might damage the surface of the unit.
- Do not use volatile liquids such as insecticide spray near the unit. Wiping with strong pressure may damage the surface. Do not leave rubber or plastic products in contact with the unit for a long period of time.
- Do not place the unit over the vehicle's air bag. When the air bag deploys, it may result in injury. Before using in the car, fix the unit.
- Do not use the handsfree function during driving a car.
- Do not leave the unit on an unstable place such as high shelves. it may fall down because of the vibration of the sound.
- Do not use high voltage products around this product. (ex. Electrical swatter) This product may malfunction due to electrical shock.

CAUTION when using this product in environments of low humidity.

- It may cause static electricity in environments of low humidity.
- It is recommended to use this product after touching any metal object which conducts electricity.

NOTICE: For safety marking information including product identification and supply ratings, please refer to the main label on the bottom or the other surface of the product.

CAUTION: Internal lithium battery in the unit should not be replaced by user because of danger of explosion if battery is incorrectly replaced, and must be replaced with the same type battery by expert.

Symbols

~	Refers to alternating current (AC).
⎓	Refers to direct current (DC).
⧈	Refers to class II equipment.
⏻	Refers to stand-by.
I	Refers to "ON" (power).
ϟ	Refers to dangerous voltage.

For models using a built-in battery

Do not store or transport at pressures lower than 11.6 kPa and at above 15,000 m altitude.

- replacement of a battery with an incorrect type that can defeat a safeguard (for example, in the case of some lithium battery types);
- disposal of a battery into fire or a hot oven, or mechanically crushing or cutting of a battery, that can result in an explosion;
- leaving a battery in an extremely high temperature surrounding environment that can result in an explosion or the leakage of flammable liquid or gas;
- a battery subjected to extremely low air pressure that may result in an explosion or the leakage of flammable liquid or gas.

For models using a battery

This device is equipped with a portable battery or accumulator.

CAUTION: Risk of fire or explosion if the battery is replaced by an incorrect type.

How to Safely remove the batteries or the battery pack from the equipment: To Remove the old batteries or battery pack, follow the assembly steps in reverse order. To prevent contamination of the environment and bring on possible threat to human and/or animal health, the old batteries or the battery pack must be put in an appropriate container at designated collection points. Do not dispose of batteries or battery pack together with other waste. It is recommended that you use local, free reimbursement systems batteries or battery packs, (may not be available in your area). The batteries or the battery pack should not be exposed to excessive heat such as sunshine, fire or the like.

ENGLISH

Declaration of Conformity

UK CA

Hereby, LG Electronics declares that the radio equipment type Portable Bluetooth Speaker is in compliance with the relevant statutory requirements. The full text of the UK declaration of conformity is available at the following internet address:

http://www.lg.com/global/support/cedoc/cedoc#

For consideration of the user, this device should be installed and operated with a minimum distance of 20 cm between the device and the body.

Frequency range	Output power (Max.)
2402 to 2480 MHz	13 dBm

CE

Hereby, LG Electronics declares that the radio equipment type Portable Bluetooth Speaker is in compliance with Directive 2014/53/EU. The full text of the EU declaration of conformity is available at the following internet address:

http://www.lg.com/global/support/cedoc/cedoc#

For consideration of the user, this device should be installed and operated with a minimum distance of 20 cm between the device and the body.

Frequency range	Output power (Max.)
2402 to 2480 MHz	13 dBm

WEEE

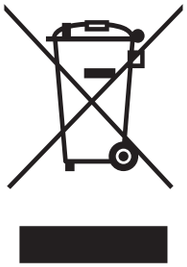

Disposal of your old appliance

1. This crossed-out wheeled bin symbol indicates that waste electrical and electronic products (WEEE) should be disposed of separately from the municipal waste stream.
2 Old electrical products can contain hazardous substances so correct disposal of your old appliance will help prevent potential negative consequences for the environment and human health. Your old appliance may contain reusable parts that could be used to repair other products, and other valuable materials that can be recycled to conserve limited resources.
3. You can take your appliance either to the shop where you purchased the product, or contact your local government waste office for details of your nearest authorised WEEE collection point. For the most up to date information for your country please see www.lg.com/global/recycling

Battery

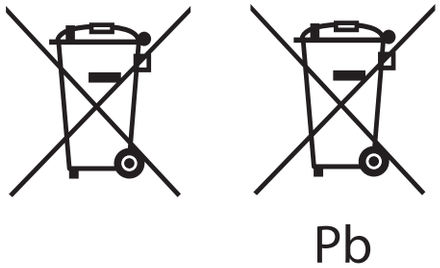

Disposal of waste batteries/accumulators

1. This symbol may be combined with chemical symbols for mercury (Hg), cadmium (Cd) or lead (Pb) if the battery contains more than 0.0005% of mercury, 0.002% of cadmium or 0.004% of lead.
2. All batteries/accumulators should be disposed separately from the municipal waste stream via designated collection facilities appointed by the government or the local authorities.
3. The correct disposal of your old batteries/accumulators will help to prevent potential negative consequences for the environment, animal and human health.

4. For more detailed information about disposal of your old batteries/ accumulators, please contact your city office, waste disposal service or the shop where you purchased the product. (http://www.lg.com/global/sustainability/environment/take-back-recycling/globalnetwork- europe)

Removal of waste batteries and accumulators
(Product with embedded battery ONLY)

In case this product contains a battery incorporated within the product which cannot be readily removed by end-users, LG recommends that only qualified professionals remove the battery, either for replacement or for recycling at the end of this product's working life. To prevent damage to the product, and for their own safety, users should not attempt to remove the battery and should contact LG Service Helpline, or other independent service providers for advice. Removal of the battery will involve dismantling of the product case, disconnection of the electrical cables/contacts, and careful extraction of the battery cell. If you need the instructions for qualified professionals on how to remove the battery safely, please visit http://www.lge.com/global/sustainability/environment/take-back-recycling.

<Pictogram>

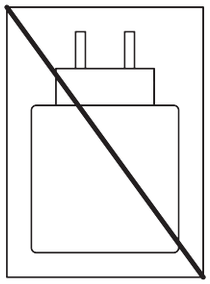

<Label>

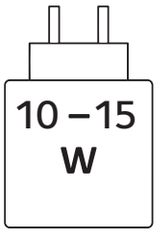

The power delivered by the charger must be between min [10] Watts required by the radio equipment, and max [15] Watts in order to achieve the maximum charging speed.

Technology with the human touch

GUARANTEE

- LG Electronics U.K. Ltd. will provide the following services in order to expedite this Guarantee.

1. All faulty components which fail due to defective manufacture will be replaced free of charge for a period of 12 months from the original date of purchase.
2. The dealer (or his service agent) who sold the product will be reimbursed for any labour provided in the repair of this LG equipment, for a period of 12 months from the original date of purchase. These claims must be made in accordance with the published scale of service charges and relevant claims procedure.

PLEASE NOTE:

A. The dealer may restrict the guarantee to the original purchaser.

B. The dealer is not obliged to carry out service under guarantee if unauthorised modifications are made to the apparatus, or if non standard components are used or if the serial number of the apparatus is removed, defaced, misused, or altered.

C. Any claims made under guarantee must be directed to the dealer from whom the equipment was originally purchased. The dealer may, before carrying out service under guarantee, require a receipted account as evidence of the date of purchase.

D. We respectfully point out that your dealer is not obligated to replace batteries if they become exhausted or worn in use.

E. Aerial alignment and consumer control adjustments are not covered by this guarantee.

This guarantee does not affect your statutory rights.

- REQUIREMENTS TO MAINTAIN WARRANTY COVERAGE:
  RETAIN YOUR RECEIPT TO PROVE DATE OF PURCHASE. A COPY OF YOUR RECEIPT MUST BE SURRENDERED AT THE TIME GUARANTEE SERVICE IS PROVIDED.
- Product Registration Card :
  It is helpful to complete at least your name, address, phone, model & serial numbers and return it. This will enable LG to assist you in the future should you lose your receipt, your units stolen, or should modifications be necessary.
- To obtain information or assistance:
  Call UK: 0344 847 5454 IE: 01 686 9454

MODEL NO.*	SERIAL NO.*	DATE OF PURCHASE.*

In all cases of difficulty - consult your LG dealer from whom the product was purchased

LGEUK Website : www.lg.com/uk
(Service website : www.lg.com/uk/support)

LG
Life's Good

ENERGY STAR

FSC
www.fsc.org

MIX
Paper | Supporting responsible forestry
FSC™ C160405