LG
Life's Good

OWNER'S MANUAL

LG TONE Free

***Bluetooth*® LG Stereo Headset**

Rev 2.0 IN

NOTE: For the best performance and to prevent any damage to, or misuse of the headset, please read all of the information carefully prior to using the headset. Any modifications or changes to this manual due to typographical errors or inaccuracies of stated information shall only be made by LG Electronics Inc.

Google Play App Store

TONE-FP8 / TONE-FP8W
TONE-FP8E

www.lg.com

Copyright © 2021 - 2023 LG Electronics Inc. All Rights Reserved

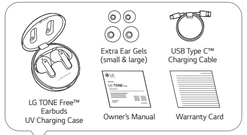

NOTE: Actual product design may differ from images shown in manual.

*A mid-sized ear gel is attached to the earbud by default.

CAUTION

Make sure authentic LG Electronics components are used. Using a non-authentic component may damage the product and thus void the warranty. Use the USB Type C™ cable provided with the product.

1. Overview

[Charging Case]

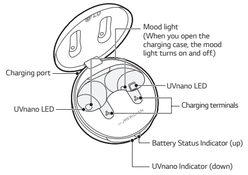

[Earbuds]

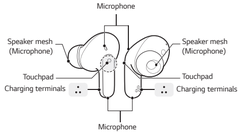

*Make sure that the charging terminal is not soiled with foreign substance.

*The appearance and specifications of the actual product may differ depending on the model.

2. How to pair

1. Turn on the *Bluetooth* function on the mobile phone or the device to be connected.
2. Open the cover of the charging case with the earbuds mounted on the case. Press and hold the touchpad of the left or right earbud for 3 to 5 seconds until the battery status indicator blinks in blue.

3. When the Fast Pair connection pop-up appears on the top area of the mobile phone screen, tap it to connect. (It only supports Android™ 6.0 or higher, and requires configuring *Bluetooth* and location information settings of the mobile device.)
4. If the pop-up does not appear, select **[LG-TONE-FP8]** from the *Bluetooth menu* on the mobile phone and connect it (for users of iOS or Android 5.0 or lower versions).

CAUTION: In the list of *Bluetooth* connected devices, LG-TONE-FP8_LE is not the correct model name for connection. Check the model name in use and connect with the model name without "LE."
If the earbud model name is abnormally displayed on the Android device, change the model name in the *Bluetooth menu* of Connected Device Settings.

NOTE: To connect with another device, perform the above procedure again.

Automatic Reconnection

The earbuds are connected automatically when you open the cover of the charging case. If you close the cover of the charging case with both earbuds mounted in the charging case, the earbuds are disconnected.

3. Wearing Earbuds

1. Separate the earbuds from the charging case and adjust them so that they fit comfortably in your ears.

NOTE: You can use ear gels that fit your ears to improve Active Noise Canceling (ANC) performance and enjoy rich music sound.

2. When you wear the earbuds, you will hear a wearing detection alarm.

4. Playing Music

Function	Description
Play / Pause	: **Touch the left or right earbud once.**
Adjusting the Volume	: **Touch the left(Decrease volume) or right(Increase volume) earbud twice.**
Play Next	: **Touch the left or right earbud three times.**

NOTE: You can change the operation method of the function in the touchpad settings of the LG TONE Free app.

5. Mobile Calling Functions

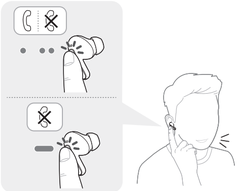

Function	Status	Description
Answering Calls	Ringing	**Touch the left or right earbud** once.
Ending Calls	Talking	**Touch the left or right earbud** twice.
Making Calls	Idle	If you make a call using a mobile phone, the call is automatically connected to the headset.
Receiving Calls while on the Phone	Talking	If you **touch the left or right earbud** once, the current call will go on hold, and you will be able to answer an incoming call. If the previous call is on hold, you can finish the current call on the mobile phone. (It works differently depending on the mobile phone settings.)
Rejecting Calls	Ringing	**Touch and hold the left or right earbud.**

6. Listen to the Ambient Sound (LAS) / Active Noise Cancellation (ANC)

[Listen to the Ambient Sound (LAS)]

The Listen to the Ambient Sound (LAS) function allows you to listen to the ambient sound so that you can recognize the surrounding situation and any potential risks.

[Active Noise Cancellation (ANC)]

The Active Noise Cancellation (ANC) function blocks any ambient sound. So, you can use the function to listen to the music or watch a video without interference.

Touch and hold the left or right earbud to switch between the ANC mode and the LAS mode.

You can set the LAS and ANC functions in the LG TONE Free app.

You can configure the Listen to the Ambient Sound mode and Conversation mode using the LG TONE Free app.

If you use the LAS or ANC function, the battery consumes faster, reducing the time you can use the product.

You can use the LAS and ANC functions while being idle, listening to music, or being on the phone.

*ANC is an acronym for Active Noise Cancellation.

CAUTION: When the LAS mode is enabled, you may hear the ambient sound become loud suddenly.
When using the ANC function outdoors, pay attention to the surrounding environment for safety.

7. UVnano

The charging case has a built-in UVnano LED, which allows you to use your earbuds cleanly.
If you charge the earbuds wired after mounting them on the charging case and closing the cover, the UVnano LED operates for 5 minutes.

*UVnano is a compound word derived from the words UV and its unit, nanometer.

NOTE: The UVnano indicator turns on blue while the UVnano LED is on. The UVnano charging case eliminates up to 99.9% of harmful bacteria inside the earbud hole.
In the case of a white product, discolouring may occur in the contact area of the UVnano LED, but it does not affect the product function.

CAUTION: Be aware that the temperature of the earbuds may rise while the UVnano LED is on.

8. Charging

[Wired Charging]

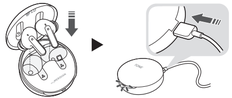

When the charging cable is connected, the charging status is displayed in the charging case.

NOTE: The earbuds and the charging case are charged at the same time. The charging port on the charging case cannot be used to supply power to mobile phones, etc.

[Wireless Charging]

Align the bottom center of the charging case with the center of the wireless charger.

NOTE: The wireless charger is not provided. The wireless charging function may not work in some wireless chargers. Wireless charging feature charges at a slower rate due to less power being transmitted to the charging case.
If you do wireless charging, the UVnano LED sterilizes the earbuds for 5 minutes before charging.

9. Checking the Battery Status

If earbuds are mounted in the charging case, the earbuds' battery status is displayed. Otherwise, the charging case's battery status is displayed.

If the earbuds are mounted in the charging case while plugged in, the UVnano process will commence for 5 minutes. Once this process is complete, the charging case's battery status will be displayed.

Battery Status Indicator	Remaining Battery (charger not connected)	Charging State (charger connected)
Red	20% or lower	Charging
Yellow	20% - 80%	
Green	80% or higher	Fully charged

NOTE: When the charging case lid is closed, charging case battery status is displayed. If the charging case has no remaining charge, there will be no display and it cannot function. We recommend you keep the charging case charged at all times as the earbuds are not able to be turned on and turned off independently.

The LG TONE Free (TONE-FP8) is a lightweight wireless headset that uses *Bluetooth* technology.
This product can be used as an audio accessory for devices supporting either the A2DP or Hands-Free *Bluetooth* Profile.

Safety Precautions

The following safety precautions are provided to prevent any unexpected accident or damage. Please familiarise yourself with the safety precautions. The safety precautions are classified into "WARNING" and "CAUTION".

WARNING: Failing to comply with the instructions may result in serious injury or death.

CAUTION: Failing to comply with the instructions may result in minor injury or product damage.

WARNING

Do not drop the product from a high place.
Make sure there is no water, alcohol, or benzene in contact with the product.
Do not store the product in a wet or dusty place.
Do not place heavy objects on the product.
This product is waterproof to the IPX4 level (daily life waterproof). (The IPX4 waterproof rating applies to the earbud product only.)
Do not put the product under the water or use it in a humid location such as a bathroom.

CAUTION

Do not disassemble, adjust, or repair the product arbitrarily.
Do not place the product near excessive heat or flammable material.
The product may be damaged if an incompatible charger is used.
Make sure that an infant or child does not swallow a magnet or a small component of the product.
Make sure that foreign objects do not enter the charger's connectors (charging port and power plug). Failure to do so may result in fire or electric shock.
If you have a medical device implanted, contact your doctor before using this device.
This product has a built-in battery, and the battery cannot be removed or replaced arbitrarily.
For your safety, do not remove the battery incorporated in the product.
If you arbitrarily replace the battery or don't replace it correctly, it may explode.
The lithium-ion battery is a hazardous component that can cause injury.
Battery replacement by an unqualified professional can cause damage to your device.
Do not discard the battery arbitrarily. Follow the local procedure for discarding batteries.
Risk of fire or explosion if the battery is replaced by an incorrect type.
Do not store or transport at pressures lower than 11.6 kPa and at above 15000 m altitude.

Replacement of a battery with an incorrect type that can defeat a safeguard (for example, in the case of some lithium battery types).
Disposal of a battery into fire or a hot oven, or mechanically crushing or cutting of a battery, that can result in an explosion.
Leaving a battery in an extremely high temperature surrounding environment that can result in an explosion or the leakage of flammable liquid or gas.
A battery subjected to extremely low air pressure that may result in an explosion or the leakage of flammable liquid or gas.
Do not carelessly throw away old batteries. It can cause an explosion or fire.
The disposal method may vary by country and region. Dispose of it in an appropriate manner.

NOTE

If the product is exposed to excessive sweat, clean the product.
Keep the earbuds clean.
Wearing earbuds for a long time may cause pain, and if humidity inside ears continues for a long time, it may cause skin trouble.

HD Speaker

If the communication network of the device you are connecting to supports HD Voice Calling, you can enjoy making voice calls and listening to music in high definition.

Battery Status Indicator

Status	Description
Bluetooth Search Mode	The **battery status indicator** flashes in blue.
Battery below 20%	The **battery status indicator** turns on and off in red.
Battery 20% - 80%	The **battery status indicator** turns on and off in yellow.
Battery 80% or more	The **battery status indicator** turns on and off in green.
When there is a problem while charging	The **battery status indicator** flashes in red.
Charging (charger connected)	The **battery status indicator** turns on in red.
Charging complete (charger connected)	The **battery status indicator** turns on in green.

Out of Range

If the device connected to the product is out of effective communication range, the communication signal becomes weak and the communication is lost. The effective communication range may vary depending on surrounding and other conditions.
If the device comes back within effective communication range, the product automatically reconnects to the device. If the device is not automatically reconnected, **touch the left or right earbud** once to connect them.

LG TONE Free App

If you install the "LG TONE Free" app, you can use Check Earbud Battery, Voice Alert, Change Equalizer Mode, Check Last Connected Location Information, and Find My Earbuds functions. Check out the app for more details.
To install the "LG TONE Free" app, search LG TONE Free in the Google Play Store or App Store or scan the QR code below.
It supports Android 7.0 or higher and iOS 11 or higher.

Google Play

App Store

Troubleshooting

If you see any of the following symptoms while using the product, make sure to recheck it. It may not be a malfunction.

Symptom	Cause and Solution
The power does not turn on	Check the battery level and charge it.
If unable to make a call with earbuds	If the mobile phone does not support headset and hands-free functions, you cannot use the calling features. Check the battery level and charge it.

If unable to register earbuds to mobile phone	Check whether earbuds are turned on. Check if the earbuds have entered the search mode. - While the earbuds are inserted in the charging case, press and hold the touch pad on the left or right earbud for 3 to 5 seconds to switch to the search mode.
If you replaced the earbuds or there is a problem with the operation (Factory reset)	While the earbuds are inserted in the charging case, press and hold the touch pad on the left or right earbud for 10 seconds or more. - The battery status indicator of the charging case flashes red and the initialization to the factory status is carried out. After initialization to the factory status, reconnect the earbuds.

Specifications and Features

Item	Comments
Bluetooth Specifications	V 5.2 (Headset/Hands-Free/A2DP/AVRCP)
Battery	Earbud : 3.7 V / 68 mAh, Lithium-ion Charging case : 3.7 V / 390 mAh, Lithium-ion
Music Play Time Earbuds & With Charging case	ANC Off : Up to 10 & Up to 24 hours* ANC On : Up to 6 & Up to 15 hours*

Charging Time	Earbud : within an hour / Charging case : within 2 hours Fast Charging : 5 min charge for up to 60 min playtime* ※ When charging wired at room temperature.
Rated Input Voltage	Earbud : 5 V ⎓ 136 mA Charging case : 5 V ⎓ 500 mA
Operating Temperature	0 °C ~ +40 °C
Operating Humidity	5 % ~ 60 %
Dimensions (mm) / Weight (g)	Earbud : 21.2 mm (W) X 28.3 mm (L) X 23.2 mm (H) / 5.2 g (One earbud) Charging case : 54.5 mm (W) X 54.5 mm (L) X 30 mm (H) / 39 g
Frequency range	2402 MHz to 2480 MHz

*Duration of use may vary depending on the connected mobile device, features being used, settings, signal strength, operating temperature, frequency band, and other methods of use.
Fast charging feature does not apply when charging case is placed on wireless charging device such as a pad.
Wireless charging feature charges at a slower rate due to less power being transmitted to the charging case.

Declaration of Confirmation

FCC NOTICE TO USERS:

This device complies with part 15 of the FCC Rules.
Operation is subject to the following two conditions:
(1) This device may not cause harmful interference, and
(2) This device must accept any interference received, including interference that may cause undesired operation.
Changes or modifications not expressly approved by the manufacturer (or party responsible) for compliance could void the user's authority to operate the equipment.

FCC Part 15.105 statement

This equipment has been tested and found to comply with the limits for a Class B digital device, pursuant to Part 15 of the FCC Rules.
These limits are designed to provide reasonable protection against harmful interference in a residential installation. This equipment generates, uses and can radiate radio frequency energy and, if not installed and used in accordance with the instructions, may cause harmful interference to radio communications.
However, there is no guarantee that interference will not occur in a particular installation. If this equipment does cause harmful interference to radio or television reception, which can be determined by turning the equipment off and on, the user is encouraged to try to correct the interference by one or more of the following measures:

- Reorient or relocate the receiving antenna.
- Increase the separation between the equipment and receiver.
- Connect the equipment into an outlet on a circuit different from that to which the receiver is connected.
- Consult the dealer or an experienced radio/TV technician for help.

IMPORTANT NOTE:

To comply with the FCC RF exposure compliance requirements, no change to the antenna or the device is permitted. Any change to the antenna or the device could result in the device exceeding the RF exposure requirements and void user's authority to operate the device.

DECLARATION OF CONFORMITY:

Hereby, LG Electronics declares that the radio equipment type this headset is in compliance with Directive 2014/53/EU. The full text of the EU declaration of conformity is available at the following internet address: http://www.lg.com/global/support/cedoc/cedoc∞

Bluetooth® is a registered trademark of Bluetooth SIG, Inc. worldwide.
Android, Google Play, the Google Play logo, and other related marks and logos are trademarks of Google LLC.

Bluetooth® CE

FCC ID: ZNFTONEFP8

Additional Information

1. Radio frequency exposure

This *Bluetooth* LG Stereo Headset is a radio transmitter and receiver. When in operation, it communicates with a *Bluetooth*-equipped mobile device by receiving and transmitting radio frequency (RF) electromagnetic fields (microwaves) in the frequency range 2402 to 2480 MHz. Your *Bluetooth* headset is designed to operate in compliance with the RF exposure guidelines and limits set by national authorities and international health agencies when used with any compatible LG Electronics mobile phone.

2. *Bluetooth* connection precautions

The following environments affect the range and reception of *Bluetooth* signals:
- When walls, metal, human bodies, or other obstacles exist between the *Bluetooth* device and the connected device.
- When equipment that uses 2.4 GHz frequency signals (wireless LANs, wireless phones, microwave ovens, etc.) is placed near the devices being used.
- When using a *Bluetooth* device (TV, laptop, etc.) other than the mobile phone, the sound quality may be affected by the specifications and performance of the device.

3. Potentially explosive atmosphere

Turn off your electronic device when in any area with a potentially explosive atmosphere. Although this is uncommon, your electronic device could generate sparks. Sparks in such areas could cause an explosion or fire resulting in bodily injury or even death. Areas with a potentially explosive atmosphere are often but not always clearly marked.

4. Battery information

A rechargeable battery has a long service life if treated properly. A new battery or one that has not been used for a long period of time could have reduced capacity the first few times it is used. Do not expose the battery to extreme temperatures, never above +50°C or below -10°C. For maximum battery capacity, use the battery at room temperature. If the battery is used in low temperatures, the battery capacity will be reduced. The battery can only be charged in temperatures between 0°C and +45°C.

5. Recycling the battery in your *Bluetooth* Headset

The battery in your *Bluetooth* Headset must be disposed of properly and should never be placed in municipal waste.

6. Conditions

- The warranty is valid only if the original receipt issued to the original purchaser by the dealer, specifying the date of purchase and serial number, is presented with the product to be repaired or replaced. LG Electronics reserves the right to refuse warranty service if this information has been removed or changed after the original purchase of the product from the dealer.
- If LG Electronics repairs or replaces the product, the repaired or replaced product shall be warranted for the remaining time of the original warranty period or for ninety (90) days from the date of repair, whichever is longer. Repair or replacement may involve the use of functionally equivalent reconditioned units. Replaced parts or components will become the property of LG Electronics.
- This Warranty does not cover any failure of the product due to normal wear and tear, or due to misuse, including but not limited to use in other than the normal and customary manner, in accordance with instructions for use and maintenance of the product. Nor does this warranty cover any failure of the product due to accident, modification or adjustment, acts of God or damage resulting from liquid.
- This warranty does not cover product failures due to improper repair installations, modifications or service performed by a non-LG Electronics

authorized person. Tampering with any of the seals on the product will void the warranty.

Limited Warranty

Subject to the conditions of this Limited Warranty, LG Electronics warrants this product to be free from defects in design, material, and workmanship at the time of its original purchase by a consumer, and for a subsequent period of one (1) year. Should your product need warranty service, please return it to the dealer from whom it was purchased or contact your local LG Electronics contact center to get further information.

Important Safety Information

Avoiding hearing damage

Permanent hearing loss may occur if you use your headset at a high volume. Set the volume to a safe level. Over time you can become accustomed to a higher volume that may sound normal but can be damaging to your hearing.
If you experience ringing in your ears or muffled speech, stop listening and have your hearing checked. The louder the volume, the less time that is required before your hearing could be affected.
Hearing experts suggest that to protect your hearing:

- Limit the amount of time you use the headset at a high volume.
- Avoid turning up the volume to block out noisy surroundings.
- Turn the volume down if you can't hear people speaking near you.

Using headsets safely

Use of headsets to listen to music while operating a vehicle is not recommended and is illegal in some areas. Be careful and attentive while driving. Stop using this device if you find it disruptive or distracting while operating any type of vehicle or performing any other activity that requires your full attention.

Open Source Software Notice Information

To obtain the source code under GPL, LGPL, MPL, and other open source licenses that have the obligations to disclose source code, that is contained in this product, and to access all referred license terms, copyright notices and other relevant documents please visit: https://opensource.lge.com.
LG Electronics will also provide open source code to you on CD-ROM for a charge covering the cost of performing such distribution (such as the cost of media, shipping, and handling) upon email request to opensource@lge.com.
This offer is valid to anyone in receipt of this information for a period of three years after our last shipment of this product.

Environmental information

Disposal of your old appliance (as per e-waste Rules)

1. When this crossed out wheeled bin symbol is depicted on the product and its operator's manual, it means the product is covered by E-Waste Management Rules India published by MoEF & CC, Govt. of India and are meant to be recycled, dismantled, refurbished or disposed off.

2. **Do's**

a. The product is required to be handed over only to the authorized recycler for disposal.
b. Keep the product in isolated area, after it becomes non-functional/ unrepairable so as to prevent its accidental breakage.

Don'ts

a. The product should not be opened by the user himself/herself, but only by authorized service personnel.
b. The product is not meant for re-sale to any unauthorized agencies/ scrap dealer/kabariwalah.
c. The product is not meant for mixing into household waste stream.
d. Do not keep any replaced spare part(s) from the product in exposed area.

3. Any disposal through unauthorized agencies/person will attract action under Environment (Protection) Act 1986.
4. This product is complied with the requirement of Hazardous Substances as specified under E-Waste Management Rules India published by MoEF & CC, Govt. of India.
5. To locate a nearest collection centre or call for pick-up (limited area only) for disposal of this appliance, please contact No. 08069379999, Toll Free No. 1800-315-9999 for details. All collection centre and pick up facilities are done by third parties with LG Electronics India Pvt. Ltd. Merely as a facilitator. For more detailed information, please visit : http://www.lg.com/in.

Battery

Pb

1. This symbol may be combined with chemical symbols for mercury(Hg), cadmium(Cd) or lead(Pb) if the battery Contains more that 0.0005% of mercury, 0.002% of cadmium or 0.004% of lead.
2. All batteries/accumulators should be disposed separately from the municipal waste stream via designated collection facilities appointed by the government or the local authorities.
3. The correct disposal of Your old batteries/accumulators will help to prevent potential negative consequences for the environment, animal and human health.

RISK GROUP 2	
	CAUTION : UV EMITTED FROM THIS PRODUCT. EYE OR SKIN IRRITATION MAY RESULT FROM EXPOSURE. USE APPROPRIATE SHIELDING.
	WARNING : IF YOU DON'T DO CHARGING OR IF YOU OPEN THE CHARGING CASE, THE UV/NAND FUNCTION IS NOT ACTIVATED.

Symbols

~	Refers to alternating current (AC).
⎓	Refers to direct current (DC).
⧈	Refers to class II equipment.
⏻	Refers to stand-by.
I	Refers to "ON" (power).
ϟ	Refers to dangerous voltage.

NOTE

The complete manual is available for download from the LG Electronics website.
www.lg.com > support or service > Manuals & Downloads > Manuals

UG-FP8-IN-02