



ENGLISH

SIMPLE MANUAL

Sound Bar

To view the instructions of advanced features,
visit <http://www.lg.com> and then download Owner's Manual.
Some of the content in this manual may differ from your unit.

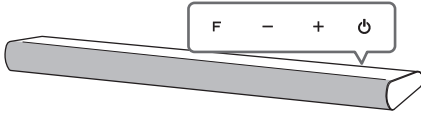
MODEL
LAS160B



www.lg.com

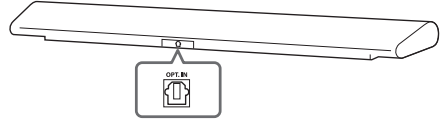


Front Panel



- F** Selects Function
- / +** Adjusts Volume
- ⏻** Power On/Off

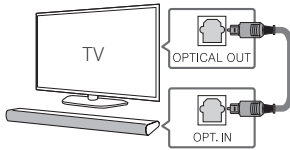
Rear Panel



- OPT. IN** Connect to an Optical device

TV Connection

- 1 Connect the sound bar to the TV using Optical cable.
- 2 Set up [External Speaker (Optical)] on your TV setting menu.



For more information, download the online owner's manual. <http://www.lg.com>

Additional Information

Specification

Power requirements	Refer to main label.
	Refer to main label.
Power consumption	Networked standby : 0.4 W (If all network ports are activated.)
Dimensions (W x H x D)	Approx. 880 mm x 62 mm x 90 mm
Net Weight	Approx. 1.8 kg
Amplifier (Total RMS Output power)	50 W

Design and specifications are subject to change without notice.

Remote control



STANDARD **VOICE** **CINEMA** : Selects sound effect.

DRC ON **DRC OFF** : Makes comfortable sound at Dolby Digital.

AUTO POWER ON **AUTO POWER OFF** : Automatically turns on by an input source: Optical or **Bluetooth**

How to disconnect the wireless network connection or the wireless device

Set up the AUTO POWER ON/OFF function to off and turn off the unit.

Replacement of battery

