



SIMPLE MANUAL

MINI HI-FI SYSTEM

ENGLISH

Please read this manual carefully before operating your set and retain it for future reference. To view the instructions of advanced features, visit <http://www.lg.com> and then download Owner's Manual. Some of the content in this manual may differ from your unit.

MODEL
CJ45



MFL72144415

2407_Rev01



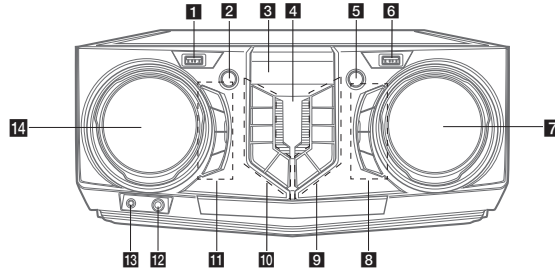
This product has no disc drive.

www.lg.com

Copyright © 2026 LG Electronics Inc. All Rights Reserved.

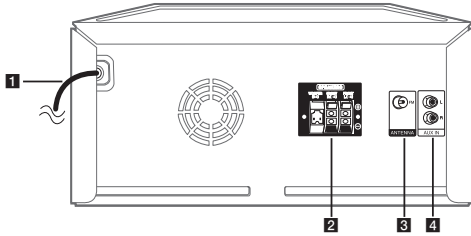


Front Panel



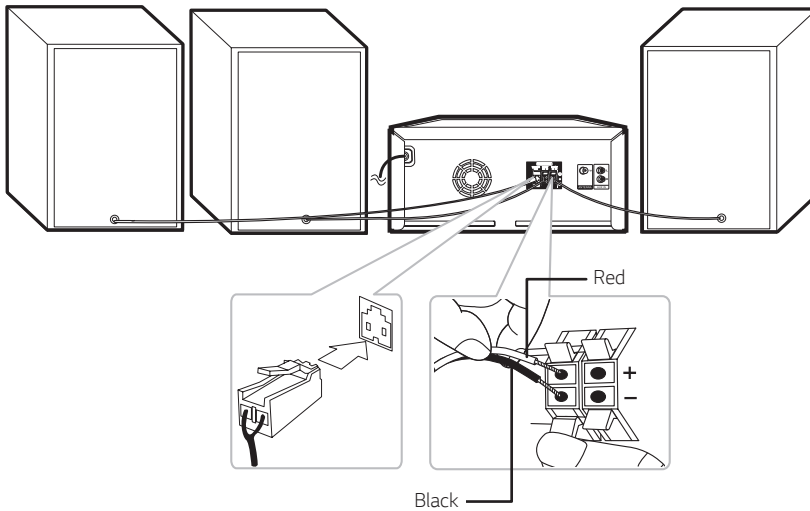
- 1** USB 1 Port
You can play sound files by connecting the USB device.
- 2** (Standby)
Turns the power on or off.
- 3** Display window
- 4** (Remote sensor)
- 5** **WIRELESS LINK**
- Selects MAIN or OTHER on WIRELESS PARTY LINK mode.
- Enable or disable WIRELESS PARTY LINK mode.
- 6** USB 2 Port
You can play sound files by connecting the USB device.
- 7** **VOLUME**
Adjust speaker volume.
- 8** **MIC** (Microphone) +/-
Adjust microphone volume.
VOICE CANCELLER
You can enjoy the function while playing the music, by reducing singer vocal of music in the various source.
ECHO
Selects ECHO mode.
- 9** **F** (Function)
Selects the function and input source.
>|| (Play/Pause)
- Starts or pauses playback.
- Selects stereo/mono.
>>| (Skip/Search)
- Skips forward.
- Searches for a section within a file.
- Selects the radio stations.
KEY CHANGER (# / b)
Changes the key to suit your vocal range.
- 10** **DEMO**
In power off status, if you press **DEMO**, show DEMO mode.
 (Stop)
Stops playback or cancels DELETE function.
I<< (Skip/Search)
- Skips backward.
- Searches for a section within a file.
- Selects the radio stations.
 (Information)
- Sees information about your music. An MP3 file often come with ID3 tag. The tag gives the Title, Artist, Album or Time information.
- Sees **Bluetooth** device name of the unit in BT READY.
- Sees the name of connected all **Bluetooth** device in **Bluetooth** mode.
- When these units are successfully connected each other in WIRELESS PARTY LINK mode, each of connected device names appears in the each unit.
- AUTO DJ**
Selects the AUTO DJ mode.
- 11** **EQ**
Chooses sound impressions.
SPECIAL EQ / BASS BLAST
- Chooses special equalizer.
- Press and hold to select BASS effect directly.
SEARCH
Moves to folder or file in selection mode.
OK
Selects a folder when searching a file.
- 12** **MIC** (Microphone) jack
- 13** **PORT.** (Portable) **IN** jack
- 14** **SEARCH**
- Searches a folder or a file.
- Turns clockwise or counterclockwise to control the EQ, SPECIAL EQ mode.

Rear Panel



- 1 Power cord
- 2 SPEAKERS connector/terminals
- 3 ANTENNA (FM)
- 4 AUX IN (L/R)
Connect an auxiliary device.

Speaker Connection



Controller App



Download the **LG XBOOM** App to your device.
(Android only)


LG Sound Sync (Wireless)



For more information, download the online owner's manual. <http://www.lg.com>

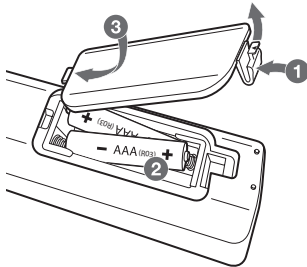
Additional Information

Specifications

Power Requirements	Refer to the main label on the unit.
Power Consumption	Refer to the main label on the unit.
Dimensions (W x H x D)	Approx. 350 mm x 163 mm x 251 mm
Bus Power Supply (USB)	5 V  500 mA
Amplifier (Total RMS output power)	720 W RMS

Design and specifications are subject to change without notice.

Replacement of battery



Declaration of Conformity



Hereby, LG Electronics declares that the radio equipment type Mini Hi-Fi System is in compliance with Directive 2014/53/EU. The full text of the EU declaration of conformity is available at the following internet address:

<http://www.lg.com/global/support/cedoc/cedoc#>

For consideration of the user, this device should be installed and operated with a minimum distance of 20 cm between the device and the body.









Российская Федерация

Импортер ООО "ЛГ Электроникс Рус"

Адрес импортера: 143160, Российская Федерация, Московская область, Рузский муниципальный округ, территория Минское шоссе, километр 86-й, дом 9

Адрес производителя : ЛГ Электроникс (Хужоу) Инк.
516006, Китай, пров. ГуанДонг, г. Хужоу, Промышленная зона
Жонгкай, Индустриальный парк Хутай, ХуФенг Донг Уи Роуд, 13.

Сделано в Китае

Қазақстан Республикасы

Импорттаушы ЖШС "ЭЛ Джи Электроникс Алматы Қазақстан", 050061, Алматы қ., Көкорай көшесі, 2/9

Өндірушінің мекенжайы: LG Electronics(Huizhou) Inc.
516006, Қытай, ГуанДонг ауданы, Хужоу қаласы, Жонгкай өнеркәсіптік аймағы,
Хутай Индустриялық саябағы, ХуФенг Донг Уи Роуд, 13.

Қазақстан Республикасы территориясында тұтынушылардан келіп түскен талаптар мен ұсыныстарды қарайтын және тауарды жөндеу мен техникалық қызмет көрсететін ұжым:

ЖШС «Эл Джи Электроникс Алматы Қазақстан», 050061, Қазақстан Республикасы, Алматы қ., Көкорай көшесі, 2/9.
Басқа сервис орталықтары жайында мағлұматты "Тұтынушыға қызмет көрсету орталығына" телефон шалу арқылы білуге болады.

Қытайда жасалған