



ENGLISH

SIMPLE MANUAL

Portable Bluetooth Speaker

MODELS
PK3/PK3L



MFL70582006

www.lg.com

Copyright © 2018 LG Electronics Inc.
All Rights Reserved.

Sound Effect LED (○: On / ●: Off)

● Standard ○ Enhanced Bass

Charging LED status

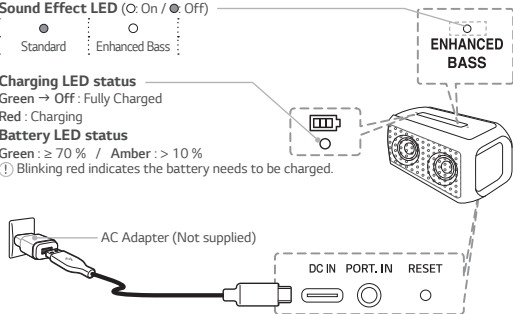
Green → Off: Fully Charged

Red: Charging

Battery LED status

Green : ≥ 70 % / Amber : > 10 %

ⓘ Blinking red indicates the battery needs to be charged.



Power	Power On / Off	Press
Battery	Check Battery Status	Hold for 2 seconds
Bluetooth	To pair your mobile device, select LG-PK3(xx) from device list. (Bluetooth LED: Blink → ON)	
	Ready to pair another device	Hold for 2 seconds

Playback Controls	Play / Pause	Press ⏮
	Forward Skip	Press ⏮ X 2
	Backward Skip	Press ⏮ X 3
Handsfree	Receive / Disconnect	Press ⏮
Volume	Volume Control	Press — or +
Voice Command	Use voice command of your smart device	Press 🗨
	ⓘ Make sure use the smart device that has voice command.	
	ⓘ In case of multi-pairing, voice command is not supported.	
Sound effect	Enjoy premium sound with MERIDIAN technology	Press ENHANCED BASS .
	ⓘ Fine-tune sound to provide optimal high-quality sound.	
	For more information, refer to online owner's manual.	


ⓘ Connect **Bluetooth** prior to use the Playback controls, Handsfree and Voice command.

Multi phone pairing



Specification

Power Supply:

- 5 V  1.8 A (AC Adapter)
- Built-in rechargeable battery

Power consumption: Refer to the main label.

Dimensions (W x H x D):

- Approx. 182 mm X 82 mm X 82 mm

Operating Temperature:

- 5 °C to 35 °C

Operating Humidity: 5 % to 60 %

Water-proof: IPX7

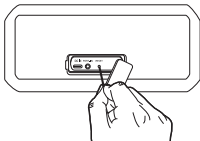
- Water-proof up to 1 metre for 30 minutes.

Battery Life: Approx. 12 hours

- (Varies by volume level and audio content.)
- Design and specifications are subject to change without notice.

Important Notice

- Fully charge the device before using for the first time.
- It is recommended that you use the 5 V AC adapter (more than 1.8 A) with this unit
- **Resetting**
In the case of the speaker freezing due to malfunction, press the **RESET** button using an object like a thin pin.
 - Reset function does not work during charging.



For more information, download the online owner's manual. <http://www.lg.com>

Safety Information

CAUTION: TO REDUCE THE RISK OF ELECTRIC SHOCK DO NOT REMOVE COVER (OR BACK) NO USER-SERVICEABLE PARTS INSIDE REFER SERVICING TO QUALIFIED SERVICE PERSONNEL.



This lightning flash with arrowhead symbol within an equilateral triangle is intended to alert the user to the presence of uninsulated dangerous voltage within the product's enclosure that may be of sufficient magnitude to constitute a risk of electric shock to persons.



The exclamation point within an equilateral triangle is intended to alert the user to the presence of important operating and maintenance (servicing) instructions in the literature accompanying the product.

WARNING:

- TO PREVENT FIRE OR ELECTRIC SHOCK HAZARD, DO NOT EXPOSE THIS PRODUCT TO RAIN OR MOISTURE.
- Do not install this equipment in a confined space such as a book case or similar unit.
- This unit contains magnets which can be harmful to some kind of object (Ex : Magnetic card, Pacemaker etc.).

CAUTION:

- Do not block any ventilation openings. Install in accordance with the manufacturer's instructions. Slots and openings in the cabinet are provided for ventilation and to ensure reliable operation of the product and to protect it from over heating. The openings shall never be blocked by placing the product on a bed, sofa, rug or other similar surface. This product shall not be placed in a built-in installation such as a bookcase or rack unless proper ventilation is provided or the manufacturer's instruction has been adhered to.

- The apparatus should not be exposed to water (dripping or splashing) and no objects filled with liquids, such as vases, should be placed on the apparatus.
- No naked flame sources, such as lighted candles, should be placed on the apparatus.
- It is recommended that you use the 5 V AC adapter (more than 1.8 A) with this device. If you do not use the recommended adapter, charging is unavailable or charging time may differ.
- To avoid fire or electric shock, do not open the unit. contact to qualified personnel only.
- Do not leave the unit in a place near the heating appliances or subject to direct sunlight, moisture, or mechanical shock.
- The Power Plug is the disconnecting device. In case of an emergency, the Power Plug must remain readily accessible.
- To clean the unit, use a soft, dry cloth. If the surfaces are extremely dirty, use a soft cloth lightly moistened with a mild detergent solution. Do not use strong solvents such as alcohol, benzene, or thinner, as these might damage the surface of the unit.
- Do not use volatile liquids such as insecticide spray near the unit. Wiping with strong pressure may damage the surface. Do not leave rubber or plastic products in contact with the unit for a long period of time.
- Do not place the unit over the vehicle's air bag. When the air bag deploys, it may result in injury. Before using in the car, fix the unit.
- Do not use the handsfree function during driving a car.
- Do not leave the unit on an unstable place such as high shelves. it may fall down because of the vibration of the sound.
- Do not use high voltage products around this product. (ex. Electrical swatter) This product may malfunction due to electrical shock.

CAUTION when using this product in environments of low humidity.

- It may cause static electricity in environments of low humidity.
- It is recommended to use this product after touching any metal object which conducts electricity.

NOTICE: For safety marking information including product identification and supply ratings, please refer to the main label on the bottom or the other surface of the product.

This device is equipped with a portable battery or accumulator.

How to Safely remove the batteries or the battery pack from the equipment : To Remove the old batteries or battery pack, follow the assembly steps in reverse order. To prevent contamination of the environment and bring on possible threat to human and/or animal health, the old batteries or the battery pack must be put in an appropriate container at designated collection points. Do not dispose of batteries or battery pack together with other waste. It is recommended that you use local, free reimbursement systems batteries or battery packs, (may not be available in your area). The batteries or the battery pack should not be exposed to excessive heat such as sunshine, fire or the like.

