

SIMPLE MANUAL

Mini Hi-Fi System

Please read this manual carefully before operating your set and retain it for future reference.
To view the instructions of advanced features, visit <http://www.lg.com> and then download
Owner's Manual. Some of the content in this manual may differ from your unit.

MODEL
CJ44



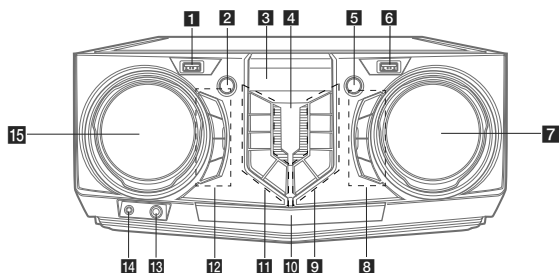
ENGLISH	ČESKY	SLOVENŠČINA
DEUTSCH	SLOVENČINA	SHQIP
FRANÇAIS	POLSKI	BOSANSKI
NEDERLANDS	ROMÂNĂ	SVENSKA
ITALIANO	LATVIEŠU	DANSK
ESPAÑOL	HRVATSKI	NORSK
ΕΛΛΗΝΙΚΑ	SRPSKI	SUOMI
PORTUGUÊS	БЪЛГАРСКИ	МАКЕДОНСКИ
MAGYAR		

www.lg.com

Copyright © 2017 LG Electronics. All Rights Reserved



Front Panel



1 USB 1 Port

You can play sound files by connecting the USB device.

2 (Standby)

Turns the power on or off.

3 Display window

4 (Remote sensor)

5 WIRELESS LINK

- Selects MASTER or SLAVE on WIRELESS PARTY LINK mode.
- Enable or disable WIRELESS PARTY LINK mode.

6 USB 2 Port

You can play sound files by connecting the USB device.

7 VOLUME

Adjust speaker volume.

8 MIC (Microphone) +/-

Adjust microphone volume.

VOICE CANCELLER

You can enjoy the function while playing the music, by reducing singer vocal of music in the various source.

ECHO

Selects ECHO mode.

9 F (Function)

Selects the function and input source.

>|| (Play/Pause)

- Starts or pauses playback.
- Selects stereo/mono.

>>| (Skip/Search)

- Skips forward.
- Searches for a section within a track/file.
- Selects the radio stations.

KEY CHANGER (# / b)

Changes the key to suit your vocal range.

10 Disc tray

11 USB REC / DEMO

- Records to USB.
- In power off status, if you press **USB REC / DEMO**, show DEMO mode.

□ (Stop) / RDS

- Stops playback or cancels DELETE function.
- Radio Data System.

||<< (Skip/Search)

- Skips backward.
- Searches for a section within a track/file.
- Selects the radio stations.

△ (Open/Close)

Opens and closes the disc tray.

AUTO DJ

Selects the AUTO DJ mode.

12 SOUND EFFECT

Chooses sound impressions.

REGION EQ / BASS BLAST

- Chooses region equalizer.
- Press and hold to select BASS effect directly.

SEARCH

Moves to folder or file in selection mode.

OK

Selects a folder when searching a file.

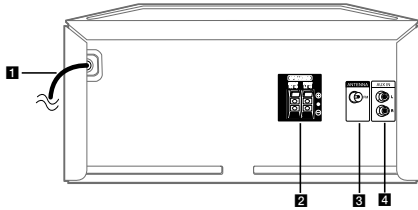
13 MIC (Microphone) jack

14 PORT. (Portable) IN jack

15 SEARCH

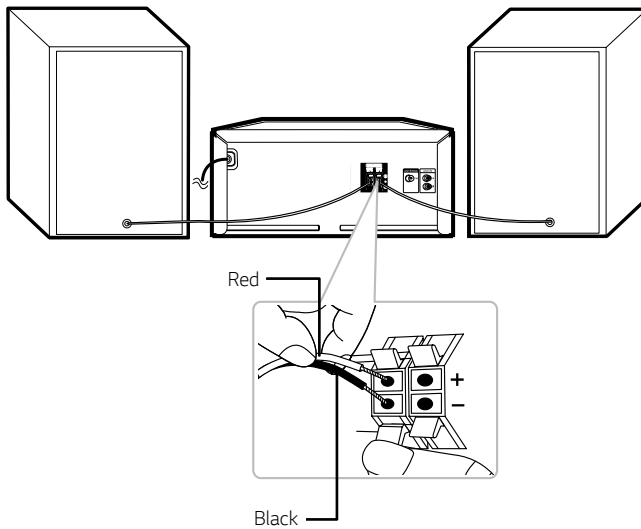
- Searches a folder or a file.
- Turns clockwise or counterclockwise to control the SOUND EFFECT, REGION EQ mode.

Rear Panel



- 1** Power cord
- 2** **SPEAKERS** terminals
- 3** **ANTENNA** (FM)
- 4** **AUX IN** (L/R)
Connect an auxiliary device.

Speaker Connection



Controller App



Download the **Music Flow Bluetooth** App to your device. (Android only)


LG Sound Sync (Wireless)



For more information, download the online owner's manual. <http://www.lg.com>

Additional Information

Specifications

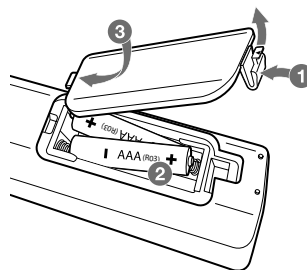
Power Requirements	Refer to the main label on the unit.
Power Consumption	Refer to the main label on the unit. Networked standby : 0.5 W (If all network ports are activated.)
Dimensions (W x H x D)	Approx. 350 mm x 163 mm x 251 mm
Bus Power Supply (USB)	5 V  500 mA
Amplifier (Total RMS output power)	480 W RMS

Design and specifications are subject to change without notice.

How to disconnect the wireless network connection or the wireless device

Turn off the unit by pressing the power button for more than 5 seconds.

Replacement of battery



Declaration of Conformity



Hereby, LG Electronics declares that the radio equipment type Mini Hi-Fi System is in compliance with Directive 2014/53/EU. The full text of the EU declaration of conformity is available at the following internet address:

<http://www.lg.com/global/support/cedoc/cedoc#>

For consideration of the user, this device should be installed and operated with a minimum distance of 20 cm between the device and the body.

Frequency range	Output power (Max.)
2402 to 2480 MHz	10 dBm