

CVCA

ENGLISH Installation Guide

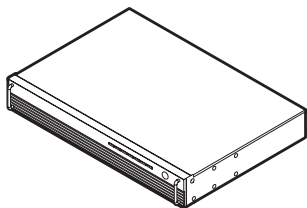
Please read this manual carefully before operating your set and retain it for future reference.

FRANÇAIS Guide d'installation

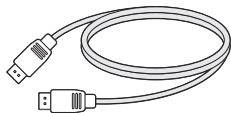
Veuillez lire ce manuel attentivement avant d'utiliser l'appareil et conservez-le pour pouvoir vous y reporter ultérieurement.

ESPAÑOL Guía de instalación

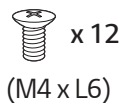
Lea atentamente este manual antes de poner en marcha el equipo y consérvelo para futuras consultas.



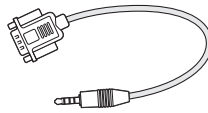
A



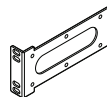
C



B



D



X 2



- ▶ www.lg.com/id-manual
- ▶ SuperSign : <http://partner.lge.com>

ENGLISH

You can download more detailed information on our website by searching the model number provided on the cover page.

FRANÇAIS

Vous pouvez télécharger des informations plus détaillées sur notre site Web en faisant une recherche à l'aide du numéro de modèle indiqué sur la page de couverture.

ESPAÑOL

Busque en nuestro sitio web el número de modelo que aparece en la portada y descargue información más detallada.



ENGLISH

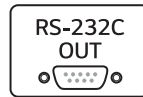
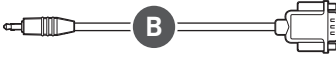
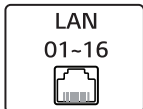
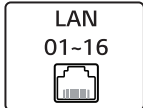
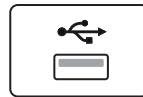
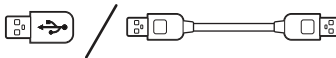
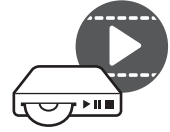
| | |
|---|------------------------------------|
| Dimensions (Width x Depth x Height) / Weight | 443 mm x 307.5 mm x 63 mm / 4.9 kg |
|---|------------------------------------|

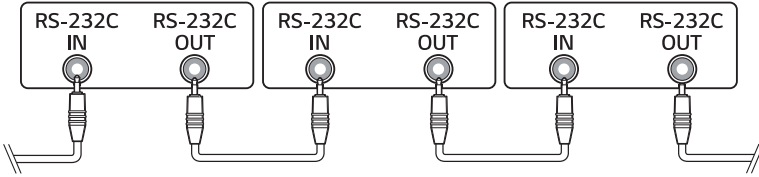
FRANÇAIS

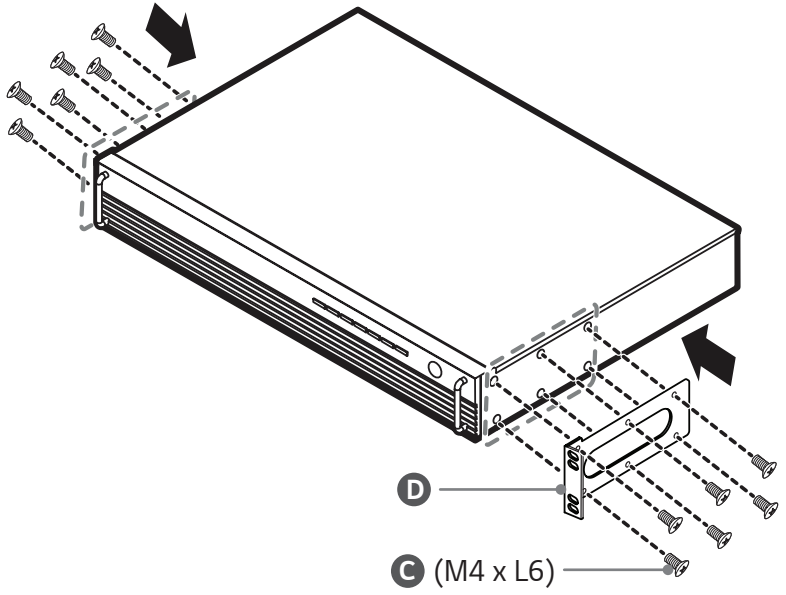
| | |
|--|------------------------------------|
| Dimensions (largeur x profondeur x hauteur) / poids | 443 mm x 307,5 mm x 63 mm / 4,9 kg |
|--|------------------------------------|


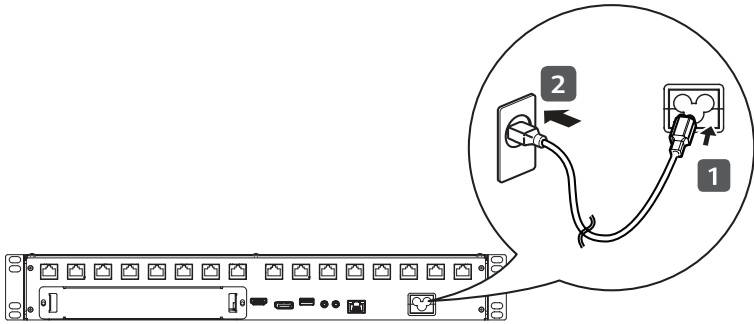
ESPAÑOL

| | |
|--|------------------------------------|
| Dimensiones (ancho x profundidad x alto) / Peso | 443 mm x 307,5 mm x 63 mm / 4,9 kg |
| Alimentación | CA 100-240 V - 50/60 Hz 1,6 A |











(2009-REV00)

