



SIMPLE MANUAL

HIGH POWER SPEAKER SYSTEM

ENGLISH

Please read this manual carefully before operating your set and retain it for future reference.
To view the instructions of advanced features, visit <http://www.lg.com> and then download
Owner's Manual. Some of the content in this manual may differ from your unit.

MODEL
RK3



www.lg.com

Copyright © 2018 LG Electronics Inc. All Rights Reserved.

Precautions on handling a battery

- This unit has a built-in valve regulated lead-acid rechargeable battery. (12 V/7.0 Ah)
- Do not use the battery in a closed room or near fire.
- Charge the battery under the charging condition specified.
- If any corrosion of the terminals, leakage or deformation of the case of the battery is found, do not use the battery.
- If the battery leaks, while protecting your hands or clothing, remove the battery from the device and should be extremely careful not to infect the skin or eyes.
- If the battery leaks and the liquid inside spills on the skin or clothing, immediately wash it off with plenty of clean water. If the liquid splashes into eyes, immediately flush the eyes with plenty of clean water and consult a doctor.
- Avoid mixed usage of batteries differing in type, manufacturer or history of use.
- Do not throw the battery in fire nor heat the battery.
- Do not short of battery terminals.
- Do not attempt to disassemble, remodel or destroy the battery.
- Do not place the battery near a child.
- The battery can be replaced. If you need to charge your battery more and more frequently, it might be time to replace it. The battery should be serviced by LG Electronics customer care center.
- Charge fully before storing a battery which has not been in use for a long period and turn ON/OFF switch off (OFF). Store the battery in a cool, dry place.
- During storage of the battery, charge it at least once every three months. If the battery is stored for a long period without being charged, its battery life may be shortened.
- The used battery must be recycled or disposed of separately from household waste.

Declaration of Conformity



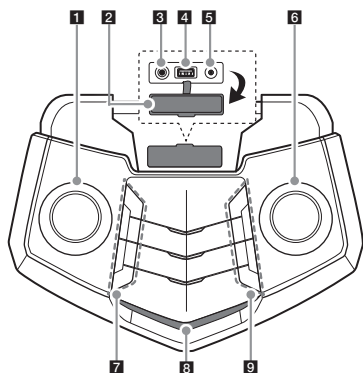
Hereby, LG Electronics declares that the radio equipment type High Power Speaker System is in compliance with Directive 2014/53/EU. The full text of the EU declaration of conformity is available at the following internet address:

<http://www.lg.com/global/support/cedoc/cedoc#>

For consideration of the user, this device should be installed and operated with a minimum distance of 20 cm between the device and the body.



Top Panel



1 MIC VOL. ▼

Adjusts microphone volume level.

2 Port cover



When you don't use the unit, close the port cover securely.

3 MIC IN

Connects a microphone.

4 USB port

You can play sound files by connecting the USB device.

5 PORT. (Portable) IN

Connects a portable device.

6 ▼ MAIN VOL.

Adjusts speaker volume level.

7 ⏻ (Standby)

Turns the power on or off.

ECHO / DEMO

- Selects ECHO mode.
- In power off status, if you press **ECHO / DEMO**, shows DEMO mode.

VOCAL EFFECTS

Selects VOCAL EFFECTS mode.

VOICE CANCELLER

You can enjoy the function while playing the music, by reducing singer vocal of music in the various source.

#/b (KEY CHANGER)

Changes the key to suit your vocal range.

8 Display window

9 F (Function)

Selects the function and input source.

⏮ (Play / Pause)

Starts or pauses playback.

PRESET/REPEAT

- Chooses a preset number for a radio station. / Stores radio stations by pressing and holding.
- Listens to your files repeatedly or randomly.
- Sees the name of connected all **Bluetooth** device in Bluetooth mode.

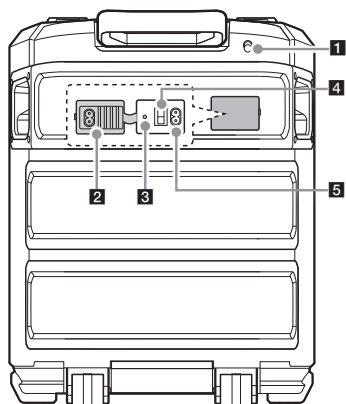
SOUND EFFECT / BASS BLAST(or BASS BLAST+)

- Chooses sound impressions.
- Press and hold to select BASS (or BASS+) effect directly.

⏮/⏭

- Skips Fast backward or Forward. / Searches for a section within a file by pressing and holding.
- Selects the radio stations.

Rear Panel



1 FM antenna

2 Port cover



When you don't use the unit, close the port cover securely.

3 Battery charging indicator

4 Power ON / OFF switch

Switches the unit ON or OFF.

(Battery can be charged even when this unit is in off (OFF) status.)

5 AC in socket




Fully charge the device before using.

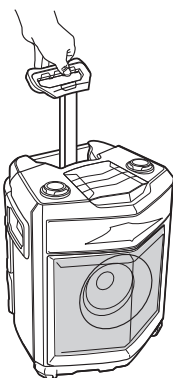
Carrying the unit

The unit has wheels and a handle so you can easily move the unit.

1. Press the lock button on the handle.



2. Pull the handle up.




- When you don't use the unit, close the port cover securely.
- This unit is splash-proof speaker but it can be damaged when you used under water.

Additional Information

Specifications

General

Power Requirements	Refer to the main label on the unit.
Power Consumption	Refer to the main label on the unit.
Dimensions (W x H x D)	Approx. 370 mm x 480.5 mm x 310 mm
Bus Power Supply (USB)	5 V  500 mA
Amplifier (Total RMS output power)	50 W RMS

Battery

Battery type	12 V / 7.0 Ah (Valve Regulated Lead-Acid rechargeable battery)
Operating time	Approx. 13 hours (Based on fully charging the battery and continuous playback using 50 % volume level.) It may vary depending on the battery status and operational conditions.
Charging time	Approx. 11 hours It may vary depending on the battery status and operational conditions.

Design and specifications are subject to change without notice.









Российская Федерация

Импортер ООО "ЛГ Электроникс Рус"

Адрес импортера: 143160 Российская Федерация, Московская область, Рузский район, сельское поселение Дороховское, 86 км. Минского шоссе, д.9

Гуанчжоу Панью Джуда Кар Аудио Эквипмент Ко., Лтд

Втрэк Индастриал Парк, Шибей Индастриал шоссе, улица Даши, Панью район, город Гуанчжоу, провинция Гуандонг, Китай

Сделано в Китае

Україна

Вироблено в: Гуангжоу Панью Юда Кар Аудіо Еквіпмент Ко., Лтд.

Втрэк Індастріал Парк, Шибей өнеркәсіптік жолы, Даши Стріт, Панью Бороугх, Гуангжоу Сіті, Гуандонг Провінс, Китай

Қазақстан Республикасы

Импорттаушы АҚ "ЭЛ Джи Электроникс Алматы Қазақстан", 050061, Алматы қ., Көкорай көшесі, 2А/9

Guangzhou Panyu Juda Car Audio Equipment Co., Ltd.

Втрэк өнеркәсіптік саябағы, Шибей өнеркәсіптік жолы, Даши көшесі, Панью ауданы, Гуанжоу қаласы, Гуандонг шет аймағы, Қытай

Қазақстан Республикасы территориясында тұтынушылардан келіп түскен талаптар мен ұсыныстарды қарайтын және тауарды жөндеу мен техникалық қызмет көрсететін ұжым:

АҚ «Эл Джи Электроникс Алматы Қазақстан», 050061, Қазақстан Республикасы, Алматы қ., Көкорай көшесі, 2А/9. Басқа сервис орталықтары жайында мағлұматты "Тұтынушыға қызмет көрсету орталығына" телефон шалу арқылы білуге болады.

Қытайда жасалған