

+ Dependendo da configuração do modelo, os itens mostrados não acompanham o produto.



- ▶ www.lg.com/id-manual
- ▶ SuperSign : <http://partner.lge.com>

Você poderá ter acesso a informações mais detalhadas em nosso site procurando o nome do modelo fornecido na primeira página deste guia.

Certificado ANATEL



**TODOS OS AJUSTES DE RF,
JÁ FORAM CALIBRADOS NO
PRÓPRIO MÓDULO DE RF.**

**MÓDULO WI-FI / BLUETOOTH
MODELO: LGSBWAC72**

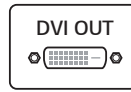

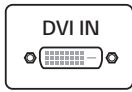
**Este produto contém a placa LGSBWAC72 código
de homologação da ANATEL 04854-16-09946.**

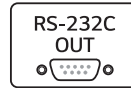
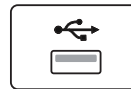
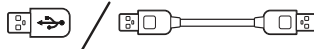

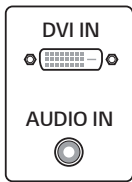


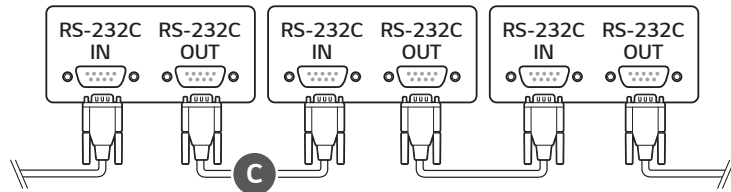
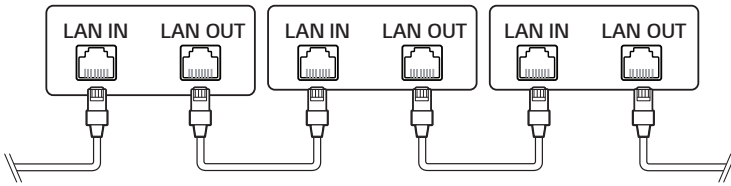
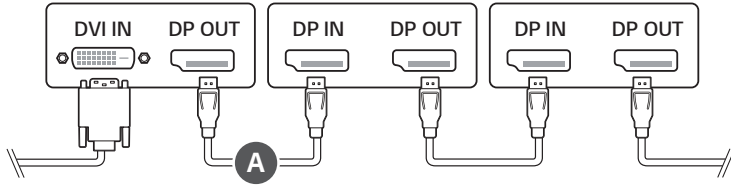
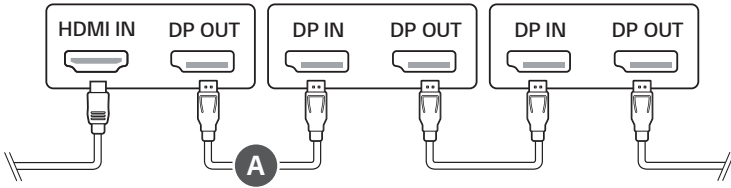
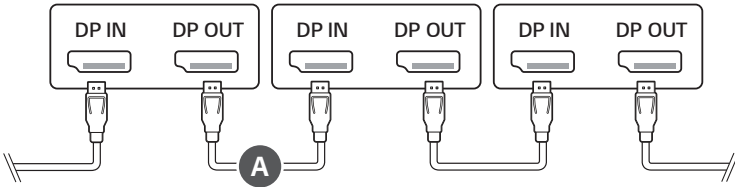
04854-16-09946

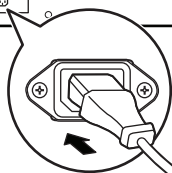
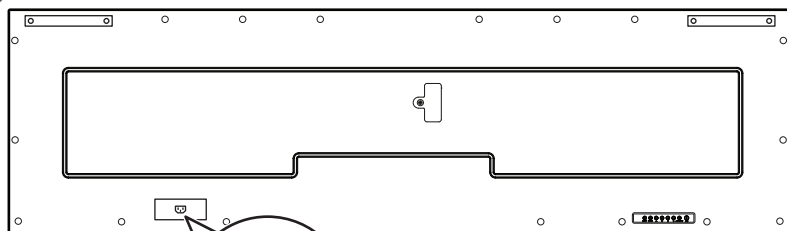
**Este produto está homologado pela ANATEL,
de acordo com os procedimentos
regulamentados pela Resolução 242/2000, e
atende aos requisitos técnicos aplicados.
Para maiores informações, consulte o site da
ANATEL: www.anatel.gov.br**

**Este equipamento opera em caráter
secundário, isto é, não tem direito a
proteção contra interferência prejudicial,
mesmo de estações do mesmo tipo, e não
pode causar interferência a sistemas
operando em caráter primário.**










1

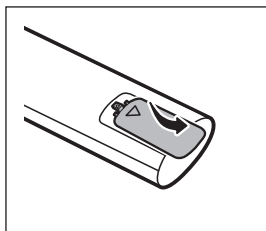
D




2



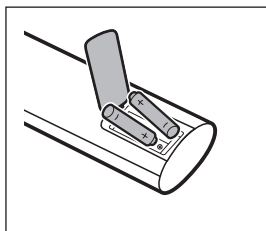
1



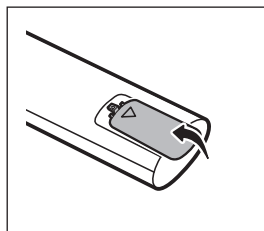
2

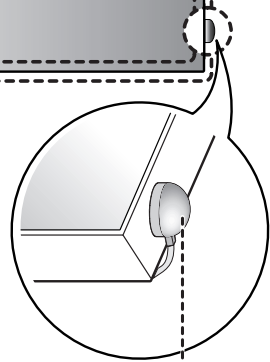
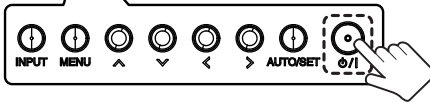
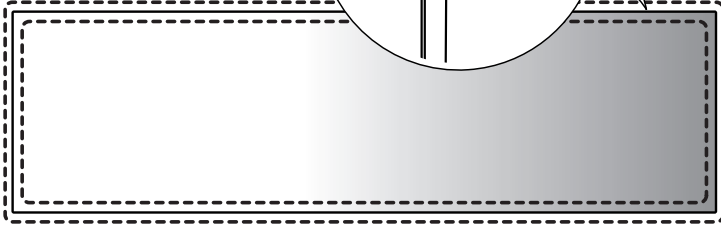
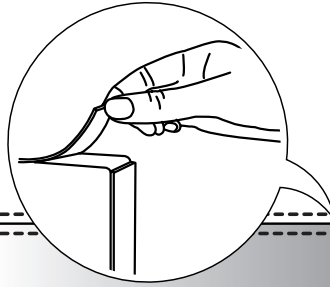


3



4







* M F L 7 1 4 5 2 5 0 4 *

(2012-REV01)

