


Printing Specification


1. Specification

Models	1. Model Name:	TR Regulatory
	2. Suffix:	TR
	3. Part No:	MFL72155967
	4. REV	REV00
SIZE	5. Number of pages	8
	6. Folded/Unfolded	2 Folded
	7. Trim size (W x H)_Unfolded (mm)	210 x 297
COVER	8. Trim size (W x H)_folded (mm)	105 x 148.5
	9. Bindery	-
INNER	10. Color (Cover)	-
	11. Paper (Cover)	-
	12. Weight (cover) (g/m ²)	-
INNER	13. Color (inner)	1
	14. Paper (inner)	Wood free
19. Languages	15. Weight (inner) (g/m ²)	80
	16. Coating	No
	17. Thomson	No
	18. Sub-material	No
	ENG (1)	

1.1 Folding / Cover



2. Origin Notification

<p>Changes the Country name.</p> <p>Copyright © 2021 LG Electronics Inc. All Rights Reserved. Printed in Korea ← Printed in [Country Name in English]</p> <p>Copyright © 2021 LG Electronics inc. Tous droits réservés. Imprimé en Corée ← Imprimé en(au) [Country Name in French]</p> <p>www.lg.com</p> <p>[blank] []</p>	<p>[Country Name] (ENG/FRE)</p> <table border="1"> <tr> <td>LGERS / LGEMX :</td> <td>Printed in Mexico Imprimé au Mexique</td> </tr> <tr> <td>LGEKR :</td> <td>Printed in Korea Imprimé en Corée</td> </tr> <tr> <td>LGEMA :</td> <td>Printed in Poland Imprimé en Pologne</td> </tr> <tr> <td>LGEND :</td> <td>Printed in China Imprimé en Chine</td> </tr> <tr> <td>LGEIN :</td> <td>Printed in Indonesia Imprimé en Indonésie</td> </tr> <tr> <td>Brazil :</td> <td>Printed in [Each Country name] [Image] (LGEAZ production only)</td> </tr> <tr> <td>Others :</td> <td>Each Country name.</td> </tr> </table>	LGERS / LGEMX :	Printed in Mexico Imprimé au Mexique	LGEKR :	Printed in Korea Imprimé en Corée	LGEMA :	Printed in Poland Imprimé en Pologne	LGEND :	Printed in China Imprimé en Chine	LGEIN :	Printed in Indonesia Imprimé en Indonésie	Brazil :	Printed in [Each Country name] [Image] (LGEAZ production only)	Others :	Each Country name.
LGERS / LGEMX :	Printed in Mexico Imprimé au Mexique														
LGEKR :	Printed in Korea Imprimé en Corée														
LGEMA :	Printed in Poland Imprimé en Pologne														
LGEND :	Printed in China Imprimé en Chine														
LGEIN :	Printed in Indonesia Imprimé en Indonésie														
Brazil :	Printed in [Each Country name] [Image] (LGEAZ production only)														
Others :	Each Country name.														
<p>[Restriction of Hazardous Substances]</p> <p>Hazardous substances on this product should be satisfied by substance regulation of Level A-I, A-II, SVHC according to LG(52)B-5011 standard. Especially, Part should be followed and controlled the following specification.</p> <p>(1) Hazardous substances test report should be submitted when part certification test and first mass production.</p> <p>(2) Especially, Don't use or contain lead (Pb) and cadmium (Cd) in ink.</p> <p>INK REQUIREMENT FOR EU</p> <p>(1) The amount of MOAH/MOSH must be less than 0.1% of the weight of the INK used.</p> <p>*MOAH(Mineral Oil Aromatic Hydrocarbons) : Consisting of 1 to 7 aromatic cycles</p> <p>*MOSH(Mineral Oil Saturated Hydrocarbons) : Consisting of 16 to 35 carbon atoms</p> <p>(2) From 01 January 2025 : Ban on the use of MOAH in INK up to a limit of one part per million(1ppm) for compounds of 3 to 7 aromatic cycles</p>															

3. History

REV07					
REV06					
REV05					
REV04					
REV03					
REV02					
REV01					
REV00	2025-11-19	-	-	Checked Approved Owner	Taeho.Bae Jongok.Kim Yujin.Park
Rev. Number	Date	Description	ECO Number	Owner	



www.lg.com

Detailed manual download procedure

- 1) Access www.lg.com. Select your country.
- 2) Go to the Support page.
- 3) Select Download Manual category and enter the model name to download the manual.

- Read this manual thoroughly before operating your product, and keep it for future reference.
- On the website you can download the manual including installation, use, troubleshooting, specifications, license etc and view its contents on your PC or mobile device.
- **User Guide** : For more information about this product, read the USER GUIDE embedded in the product. (Depending on model)
- Product specifications or contents of this manual may be changed without prior notice due to upgrade of product functions.

Warning! Safety instructions

CAUTION

RISK OF ELECTRIC SHOCK

DO NOT OPEN

CAUTION : TO REDUCE THE RISK OF ELECTRIC SHOCK, DO NOT REMOVE COVER (OR BACK). NO USER-SERVICEABLE PARTS INSIDE. REFER TO QUALIFIED SERVICE PERSONNEL.

This symbol is intended to alert the user to the presence of uninsulated "dangerous voltage" within the product's enclosure that may be of sufficient magnitude to constitute a risk of electric shock to persons.

This symbol is intended to alert the user to the presence of important operating and maintenance (servicing) instructions in the literature accompanying this apparatus.

WARNING : TO REDUCE THE RISK OF FIRE AND ELECTRIC SHOCK, DO NOT EXPOSE THIS PRODUCT TO RAIN OR MOISTURE.

- TO PREVENT THE SPREAD OF FIRE, KEEP CANDLES OR OTHER ITEMS WITH OPEN FLAMES AWAY FROM THIS PRODUCT AT ALL TIMES.
- **Do not place the product and/or remote control in the following environments:**
 - Keep the product away from direct sunlight.
 - An area with high humidity such as a bathroom.
 - Near any heat source such as stoves and other devices that produce heat.
 - Near kitchen counters or humidifiers where they can easily be exposed to steam or oil.
 - An area exposed to rain or wind.
 - Do not expose to dripping or splashing and do not place objects filled with liquids, such as vases, cups, etc. on or over the apparatus (e.g., on shelves above the unit).
 - Near flammable objects such as gasoline or candles, or expose the product to direct air conditioning.
 - Do not install in excessively dusty places.
 - On unsecured or high furniture, such as shelves or bookshelves.

Otherwise, this may result in fire, electric shock, combustion/explosion, malfunction or product deformation.
- **Ventilation**
 - Install your product where there is proper ventilation. Do not install in a confined space such as a bookcase.
 - Do not install the product on a carpet or cushion.
 - Do not block or cover the product with cloth or other materials while unit is plugged in.
- Take care not to touch the ventilation openings. When watching the product for a long period, the ventilation openings may become hot.
- Keep a distance of at least 10 cm away from other objects so that the vents of the Zero Connect Box are not blocked. (Depending on model)
 - An increase in the internal temperature of the product may result in fire and product failure.
- Protect the power cord from physical or mechanical abuse, such as being twisted, kinked, pinched, closed in a door, or walked upon. Pay particular attention to plugs, wall outlets, and the point where the cord exits the device.
- Do not move the product while the Power cord is plugged in.
- Do not use a damaged or loosely fitting power cord.
- Be sure to grasp the plug when unplugging the power cord. Do not pull on the power cord to unplug the product.
- Do not connect too many devices to the same AC power outlet as this could result in fire or electric shock.
- **Disconnecting the Device from the Main Power**
 - The power plug is the disconnecting device. In case of an emergency, the power plug must remain readily accessible.
- Do not let your children climb or cling onto the product. Otherwise, the product may fall over, which may cause serious injury.
- **Outdoor Antenna Grounding** (Can differ by country):
 - If an outdoor antenna is installed, follow the precautions below. An outdoor antenna system should not be located in the vicinity of overhead power lines or other electric light or power circuits, or where it can come in contact with such power lines or circuits as death or serious injury can occur.
- Never touch this apparatus or antenna during a lightning storm. You may be electrocuted.
- Make sure the power cord is connected securely to the product and wall socket. If not secured, damage to the Plug and socket may occur and in extreme cases a fire may break out.
- Do not insert metallic or inflammable objects into the product. If a foreign object is dropped into the product, unplug the power cord and contact the customer service.
- Do not touch the end of the power cord while it is plugged in. You may be electrocuted.

- **If any of the following occur, unplug the product immediately and contact your local customer service.**
 - The product has been damaged.
 - If water or another substance enters the product (like an AC adapter, power cord, or product).
 - If you smell smoke or other odors coming from the product.
 - When lightning storms or when unused for long periods of time.

Even if the product is turned off by remote control or button, AC power source is connected to the unit if still unplugged in.
- Do not use high voltage electrical equipment near the product (e.g., a bug zapper). This may result in product malfunction.
- Do not attempt to modify this product in any way without written authorization from LG Electronics. Accidental fire or electric shock can occur. Contact your local customer service for service or repair. Unauthorized modification could void the user's authority to operate this product.
- Use only authorized attachments / accessories approved by LG Electronics. Otherwise, this may result in fire, electric shock, malfunction, or product damage.
- Never disassemble the AC adapter or power cord. This may result in fire or electric shock.
- Handle the adapter carefully to avoid dropping or striking it. An impact could damage the adapter.
- To reduce the risk of fire or electrical shock, do not touch the product with wet hands. If the power cord prongs are wet or covered with dust, dry the power plug completely or wipe dust off.
- **Batteries**
 - Store the accessories (battery, etc.) in a safe location out of the reach of children.
 - Do not short circuit, disassemble, or allow the batteries to overheat. Do not dispose of batteries in a fire. Batteries should not be exposed to excessive heat.
 - Caution : Risk of fire or explosion if the battery is replaced by an incorrect type.
- **Moving**
 - When moving, make sure the product is turned off, unplugged, and all cables have been removed. It may take 2 or more people to carry larger products. Do not press or put stress on the front panel of the product. Otherwise, this may result in product damage, fire hazard or injury.
- Keep the packing anti-moisture material or vinyl packing out of the reach of children.
- Do not allow an impact shock or any objects to fall into the product, and do not drop anything onto the screen.
- Do not press strongly upon the panel with a hand or a sharp object such as a nail, pencil, or pen, or make a scratch on it. It may cause damage to screen.
- Do not hold the product screen, scratch the surface with a metal object, or apply impact to it.
 - The screen may break, resulting in personal injury or malfunction of the product.
- Do not push or kick the product.
- Do not place heavy objects on top of the product.
- Be careful if you have pets.
- **Cleaning**
 - When cleaning, unplug the power cord and wipe gently with a soft/dry cloth. Do not spray water or other liquids directly on the product. Do not clean your product with chemicals including glass cleaner, any type of air freshener, insecticide, lubricants, wax (car, industrial), abrasive, thinner, benzene, alcohol etc., which can damage the product and/or its panel. Otherwise, this may result in electric shock or product damage.

Mounting to the Wall

Install the wall mount bracket on a solid wall perpendicular to the floor.

When you attach the product to other building materials, please contact qualified personnel.



- Ask a professional installer appointed by the store for installation of the product. Installation by someone other than a professional installer is extremely dangerous and may result in personal injury.
- Do not install the product in an unstable site that cannot withstand its weight.
 - If the installation site lacks sufficient rigidity, the product may fall and cause personal injury.
- Remove the stand before installing the product on a wall mount by performing the stand attachment in reverse.
- For more information of screws and wall mount bracket, refer to manual included in the separately purchased wall mount.
- If you intend to mount the product to a wall, attach VESA standard mounting interface (optional parts) to the back of the product. When you install the set to use the wall mounting bracket (optional parts), fix it carefully so as not to drop.
- When mounting a product on the wall, make sure not to install the product by hanging the power and signal cables on the back of the product.
- Do not install this product on a wall if it could be exposed to oil or oil mist. This may damage the product and cause it to fall.
- When installing the Full Contact Wall Mount, the product may not be contacted firmly against the wall due to some wall conditions.

Specifications

*: 0~9, A~Z

Power requirement	
OLED83B6*, OLED77/83C6*, OLED77/83/97G6*	AC 200 ~ 240 V ~ 50/60 Hz
Others	AC 100 ~ 240 V ~ 50/60 Hz
Environment Condition	
Operating Temperature	0 °C to 40 °C
Operating Humidity	Less than 80 %
Storage Temperature	-20 °C to 60 °C
Storage Humidity	Less than 85 %

Regulatory

WARNING! (STABILITY HAZARD)

A product may fall, causing serious personal injury or death. Many injuries, particularly to children, can be avoided by taking simple precautions such as:

- ALWAYS use cabinets or stands or mounting methods recommended by the manufacturer of the product.
- ALWAYS use furniture that can safely support the product.
- ALWAYS ensure the product is not overhanging the edge of the supporting furniture.
- ALWAYS educate children about the dangers of climbing on furniture to reach the product or its controls.
- ALWAYS route cords and cables connected to your product so they cannot be tripped over, pulled or grabbed.
- NEVER place a product in an unstable location.
- NEVER place the product on tall furniture (for example, cupboards or bookcases) without anchoring both the furniture and the product to a suitable support.
- NEVER place the product on cloth or other materials that may be located between the product and supporting furniture.
- NEVER place items that might tempt children to climb, such as toys and remote controls, on the top of the product or furniture on which the product is placed.

If the existing product is going to be retained and relocated, the same considerations as above should be applied.

Symbols

	Refers to alternating current (AC).		Refers to stand-by.
	Refers to direct current (DC).		Refers to "ON" (power).
	Refers to class II equipment.		Refers to dangerous voltage.

India region only

* For BEE energy label applied models only.

ATTENTION:

This product is qualified for the BEE Star rating in the 'Home' Mode.

The Objectives of Star Labeling Program is designed to promote energy efficient products and practices.

When the television is initially set up, it is designed to meet the BEE Star Labeling requirements while maintaining optimum picture quality.

- Changes to certain functionalities of this television (TV Guide, Picture/sound etc) may change the power consumption.
- Depending on such changed setting (eg., Retail mode), the power consumption may vary which possibly could exceed the stated energy consumption.

To reset the television to Star rating qualified settings, select 'Home' mode from the initial set-up procedure in 'factory settings' under the 'Set-up' menu.

Brand Owner (LG Electronics India Ltd.) & Packaging Type Details as per PWM Rules

Packaging type	Plastic Sheet	Multilayered bag
Company name	LG Electronics India Ltd	
Registration number	BO-13-000-07-AAACL1745Q-22	
Thickness	0.05 mm and above	N/A

Importer (LG Electronics India Ltd.) & Packaging Type Details as per PWM Rules

Packaging type	Plastic Sheet	Multilayered bag
Company name	LG Electronics India Ltd	
Registration number	IM-13-000-07-AAACL1745Q-22	
Thickness	0.05 mm and above	N/A

India Battery



Recycling Info.
EPR registration number :
11595375254588000000

(Only India)

Environmental information



Disposal of your old appliance (as per e-waste Rules)

1. When this crossed out wheeled bin symbol is depicted on the product and its operator's manual, it means the product is covered by E-Waste Management Rules India published by MoEF & CC, Govt. of India and are meant to be recycled, dismantled, refurbished or disposed off.

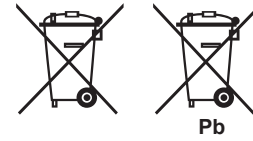
2. Do's :

- The product is required to be handed over only to the authorized recycler for disposal.
- Keep the product in isolated area, after it becomes non-functional/unrepairable so as to prevent its accidental breakage.

Don'ts :

- The product should not be opened by the user himself/herself, but only by authorized service personnel.
- The product is not meant for re-sale to any unauthorized agencies/scrap dealer/kabariwalah.
- The product is not meant for mixing into household waste stream.
- Do not keep any replaced spare part(s) from the product in exposed area.
- Any disposal through unauthorized agencies/person will attract action under Environment (Protection) Act 1986.
- This product is complied with the requirement of Hazardous Substances as specified under E-Waste Management Rules India published by MoEF & CC, Govt. of India.
- To locate a nearest collection centre or call for pick-up (limited area only) for disposal of this appliance, please contact No. 08069379999, Toll Free No. 1800-315-9999 for details. All collection centre and pick up facilities are done by third parties with LG Electronics India Ltd. Merely as a facilitator. For more detailed information, please visit : <http://www.lg.com/in>.

Battery



1. This symbol may be combined with chemical symbols for mercury(Hg), cadmium(Cd) or lead(Pb) if the battery Contains more than 0.0005% of mercury, 0.002% of cadmium or 0.004% of lead.

- All batteries/accumulators should be disposed separately from the municipal waste stream via designated collection facilities appointed by the government or the local authorities.
- The correct disposal of Your old batteries/accumulators will help to prevent potential negative consequences for the environment, animal and human health.

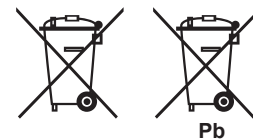
पर्यावरणीय जानकारी



अपने पुराने निपटान के उपकरण (ई-अपशिष्ट नियम के अनुसार)

- जब इस काटे गए पहिये वाले बिन का चिन्ह किसी उपकरण और इसके ओपरेटर की पुस्तिका के साथ संलग्न होता है तो इसका मतलब है कि इसे 'ई-अपशिष्ट' (प्रबंधन और हथालन) नियम के अंतर्गत सन्मिलित किया गया है , और इसे नवीनीकरणकरण , चिपटन और निपटान के लिए बनाया गया है ।
MoEF & CC भारत सरकार द्वारा प्रकाशित (भारतीय ई-अपशिष्ट (प्रबंधन और हथालन))
- करें**
क. उपकरण को सिर्फ अधिकृत पुनः नवीनीकरणकर्ता को ही निपटारण करने हेतु हस्तान्तरित करें ।
ख. जब उपकरण कार्यरत न हो इसे अलग क्षेत्र में रखें ताकि उपकरण से होने वाली दुर्घटनाओं से बचा जा सके ।
ग. इस उपकरण को स्वयं/बुद्ध नहीं खोलना चाहिए । उपकरण को केवल अधिकृत अधिकारी के द्वारा ही खोला जाना चाहिए ।
घ. इस उपकरण को पुनः बिक्री के लिए किसी भी कबाड़ीवाला / भंगार-वाला / अनाधिकृत संस्था को न दें ।
च. इस उपकरण को किसी घरेलू अपशिष्ट सामान के साथ मिलाकर न रखें ।
छ. उपकरण के बदले हुए या आंतरिक पुर्तों को खुले क्षेत्र में न रखें ।
- यदि किसी अनाधिकृत विभाग या व्यक्ति के द्वारा निपटारण किया जाता है तो यह पर्यावरण (सुरक्षा) धारा 196A के अंतर्गत आता है ।
- यह उत्पाद ई-अपशिष्ट (प्रबंधन और हथालन) नियम के तहत निर्दिष्ट खतरनाक पदार्थों की आवश्यकता का पालन करता है ।
MoEF & CC भारत सरकार द्वारा प्रकाशित (भारतीय ई-अपशिष्ट (प्रबंधन और हथालन))
- उपरोक्त पदार्थों के निपटारण के लिए नजदीकी निपटारण संस्थान (संकीर्ण क्षेत्र)में कौल करें। अधिक जानकारी के लिए हमारे 08069379999 / टोल फ्री नंबर 1800-315-9999 पर कौल करें. सभी संग्रहण केंद्र व पिक-अप की सुविधाएं किसी थर्ड- पार्टी को 'LG Electronics India Ltd.' को अपनी सेवाएं प्रदान कर रही हैं, से करवाएं । ज्यादा जानकारी के लिए देखें वेब-साइट - <http://www.lg.com/in>

बैटरी



क. इस प्रतीक को पारा (Hg), कैडमियम (Cd) या सीसा (Pb) के लिए ससायनिक प्रतीकों के साथ जोड़ा जा सकता है यदि बैटरी में 0.0005% पारा, 0.002% कैडमियम या 0.004% सीसा हो।

ख. सभी बैटरियों/संचयकों/अंकों को सरकार या स्थानीय अधिकारियों द्वारा नियुक्त निर्दिष्ट संग्रह सुविधाओं के माध्यम से नगरपालिका अपशिष्ट धारा से अलग से निपटारा जाना चाहिए।

ग. आपकी पुरानी बैटरी/संचयकों का सही निपटारण पर्यावरण, पशु और मानव स्वास्थ्य के लिए संभावित नकारात्मक परिणामों को रोकने में मदद करता है।