

## SIMPLE MANUAL

# Mini Hi-Fi Audio

Please read this manual carefully before operating your set and retain it for future reference.  
To view the instructions of advanced features, visit <http://www.lg.com> and then download Owner's Manual. Some of the content in this manual may differ from your unit.

MODEL  
OK45

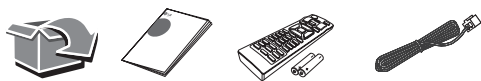


ENGLISH	ČESKY	SLOVENČINA
DEUTSCH	SLOVENČINA	SHQIP
FRANÇAIS	POLSKI	BOSANSKI
NEDERLANDS	ROMÂNĂ	SVENSKA
ITALIANO	LATVIEŠU	DANSK
ESPAÑOL	HRVATSKI	NORSK
ΕΛΛΗΝΙΚΑ	SRPSKI	SUOMI
PORTUGUÊS	Български	
MAGYAR	МАКЕДОНСКИ	

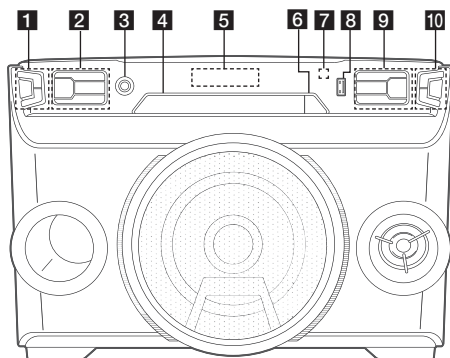
[www.lg.com](http://www.lg.com)

Copyright © 2018 LG Electronics Inc. All Rights Reserved.

1807\_Rev02



## Front panel



### 1 (Standby)

Turns the power on or off.

#### **MIC (Microphone) -/+**

Adjust microphone volume.

### 2 **F** (Function)

- Selects the function and input source.
- Press and hold to select the PARTY LINK.

#### **VOCAL EFFECTS**

Selects VOCAL EFFECTS mode.

#### **MIC ECHO / DEMO**

- Selects ECHO mode.
- In power off status, if you press **MIC ECHO / DEMO**, show demo mode.

#### **LIGHTING**

Selects the lighting mode.

### 3 **MIC** (Microphone) jack

### 4 Disc tray

### 5 Display window

### 6 (Open/Close)

Opens and closes the disc tray.

### 7 (Remote sensor)

### 8 USB Port

You can play sound files by connecting the USB device.

### 9 (Skip/Search)

- Skips forward.
- Searches for a section within a track/file.
- Selects the radio stations.

#### (Stop) / **RDS**

- Stops playback or cancels DELETE function.
- Radio Data System

#### (Skip/Search)

- Skips backward.
- Searches for a section within a track/file.
- Selects the radio stations.

#### (Play/Pause)

Starts or pauses playback.

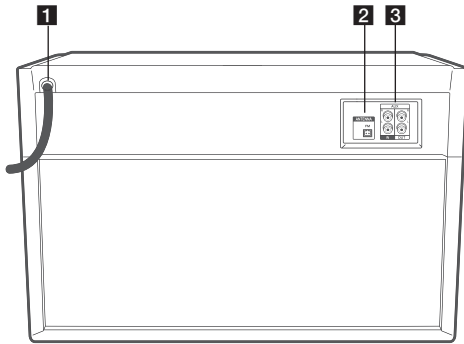
### 10 **VOL** (Volume) -/+

Adjusts speaker volume.

#### **WIRELESS LINK**

- Selects MAIN or OTHER on WIRELESS PARTY LINK mode.
- Enable or disable WIRELESS PARTY LINK mode

## Rear panel



- 1** Power cord
- 2** ANTENNA (FM)
- 3** AUX IN (L/R)  
AUX OUT (L/R)

### Controller App



Download the **Music Flow Bluetooth** App to your device. (Android only)


### LG Sound Sync (Wireless)



For more information, download the online owner's manual. <http://www.lg.com>

## Additional Information

### Specifications

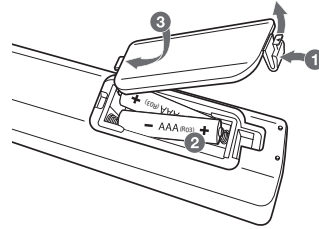
Power Requirements	Refer to the main label on the unit.
Power Consumption	Refer to the main label on the unit. Networked standby : 0.5 W (If all network ports are activated.)
Dimensions (W x H x D)	Approx. 451.5 mm x 311.0 mm x 302.5 mm
Bus Power Supply (USB)	5 V  500 mA
Amplifier (Total RMS output power)	220 W RMS

Design and specifications are subject to change without notice.

### How to disconnect the wireless network connection or the wireless device

Turn off the unit by pressing the power button for more than 5 seconds.

### Replacement of battery



### Declaration of Conformity



Hereby, LG Electronics declares that the radio equipment type MINI HI-FI AUDIO is in compliance with Directive 2014/53/EU. The full text of the EU declaration of conformity is available at the following internet address:

<http://www.lg.com/global/support/cedoc/cedoc#>

For consideration of the user, this device should be installed and operated with a minimum distance of 20 cm between the device and the body.

Frequency range	Output power (Max.)
2402 to 2480 MHz	10 dBm