

LG Pra.L

Ultrasonic Cleanser



Detailed instructions can be found in the WEB manual from LG Electronics official website. By scanning the QR code with a smart device, you can quickly check the user manual. This appliance is used for skin care, not for medical use.

BCP1 BCP2



MFL71811106
2107_Rev01

How to use special function

Ultrasonic multifunctional deep cleanser

Hypoallergenic ultrasonic/silicon vibrating multifunctional deep cleanser cleans skin and makes it smoother.

Fibonacci patterned brush

Spiral Fibonacci patterned soft silicon brush ensures deep cleansing.

Perfect cleansing

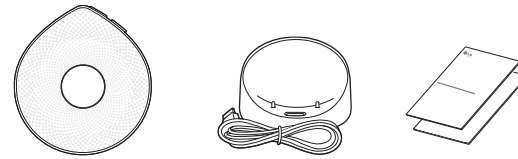
Brush edges have curves to clean every part of the face.

Waterproof

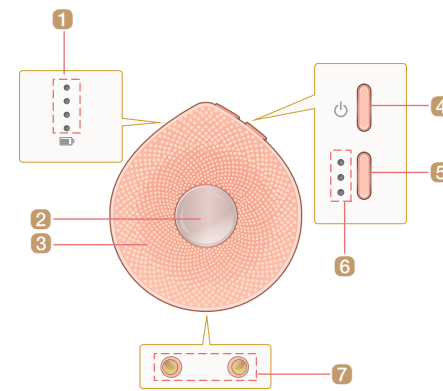
Appliance can be used in the shower and washed under running water.

※ Waterproofing care weaken with time and usage

Components

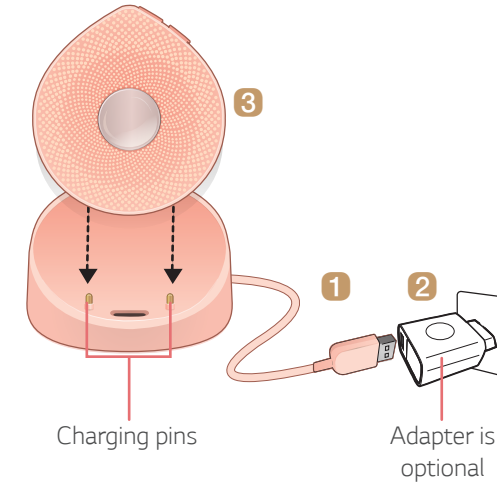


Exploring the Product



- 1 Battery status indicator
- 2 Ultrasonic head
- 3 Silicon brush
- 4 Power (⏻)
- 5 LEVEL (档位) (LEVEL)
- 6 LEVEL (档位) indicator
- 7 Charging pins

Charge



Product specification

General	
Dimensions (W x H x D)	Main Body : Approximately 72 mm x 79 mm x 41 mm Charging cradle : Approximately 66 mm x 42 mm x 46 mm
Use temperature	5 °C - 35 °C
Use humidity	0 % - 90 %
Recommend number of Use	Once a day <ul style="list-style-type: none"> • Works 1.5 hours at level 3 on a full charge. (Internal test result) • Usage hours can vary depending on battery age, surrounding temperature and usage conditions.
Time to Full Charge	Maximum of 3 hours <ul style="list-style-type: none"> • 5 V, 2.0 A charging adapter • Charging time may vary depending on battery level, surrounding temperature and charging conditions.
Waterproof	IPX7 <ul style="list-style-type: none"> • International Standard IEC 60529 (1M deep 30min use) • Test result under control lab condition • Waterproofing care weaken with time and usage

• Design and specifications are subject to change without notice.

Precautions for Use

Precautions before skin care

- It is not recommended to use on other body parts, only the face.
- Those who frequently suffer from severe dermatitis should consult a dermatologist before use.
- Please use caution if you are allergic to silicon or rubber.

Safety cautions




- WARNING: Suitable for use in a bath or shower

- CAUTION: It is recommended that you use the 5 V AC adapter (more than 2.0 A) with this device. If you do not use the recommended adapter, charging is unavailable or charging time may differ.
- The adapter is not waterproof, so be careful do not expose it to water.
- Using the product more than the recommended once per day may cause skin irritation.
- The device does not provide voice guide.

! For safety precautions, refer to the manual provided separately.

Cleansing Once a day use recommended Recommend to use with cleansing foam

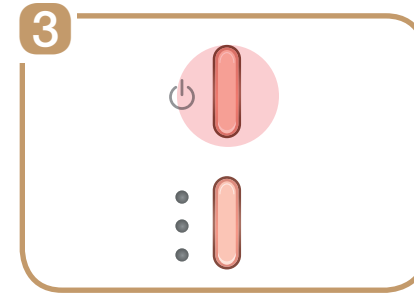


1 Wet face and brush with lukewarm water.

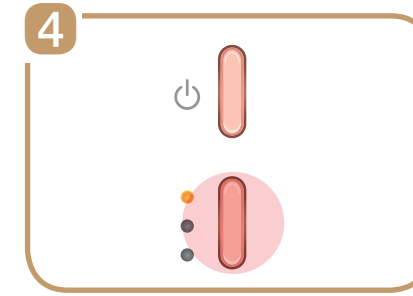


2 Use cleansing foam that matches your skin type.

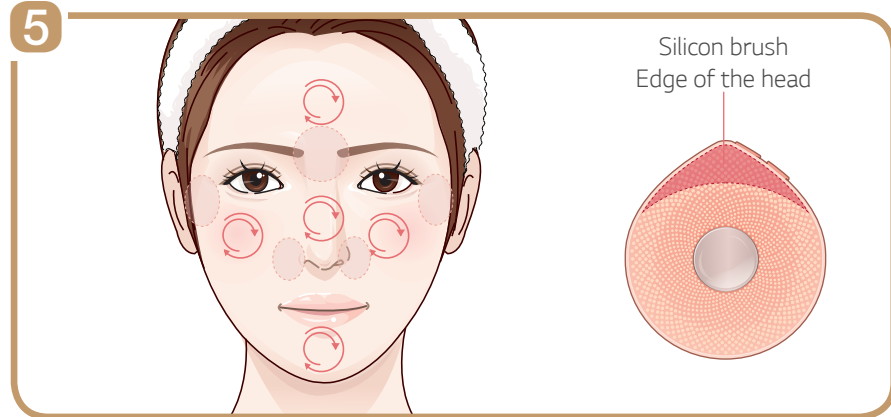
! Making enough bubbles allows for a smoother cleansing.



3 Turn on by pressing the Power button.



4 Press LEVEL (档位) button to choose right cleansing intensity (1-3 level) that fits you.



5 Avoid contact with the eyes and softly cleanse as you make a circular motion. Use the edge of the silicon brush head to cleanse the curvy part of your face such as side of nose or forehead. (Cleansing time : 70sec)



6 Rinse thoroughly with lukewarm water after cleansing.

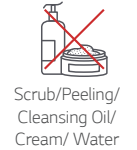
Q&A

Q What cleansing products should I use?

Remove any heavy makeup before using the device. Rich cleansing foam that fits your skin type.



Avoid scrub/peeling cleansing products including grains. Do not use cleansing oil/ cream/ water type. It doesn't foam and can cause skin irritation.



Q How do I care for my products?

Rinse the appliance with running water after use. Remove moisture with dry towel or cloth and keep it in an airy place.



Do not use strong chemicals such as alcohol, benzene, or acetone.

