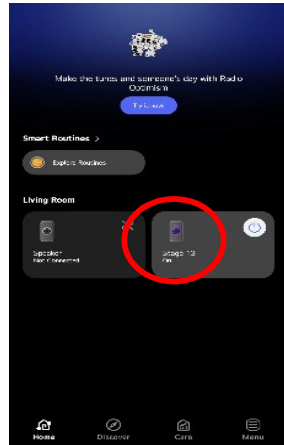


▶ How to update firmware through LG ThinQ App

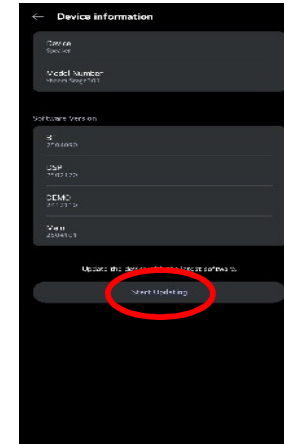
- Update DSP firmware to the latest version




1. Select target Device in LG ThinQ App




2. Select Setting Button



3. Select Update Button



4. Transfer Firmware



5. Flash writing



5. FOTA Update Completed

Countermeasure
Or
How to set up
(Try this)

