



ENGLISH

DEUTSCH

FRANÇAIS

ITALIANO

SIMPLE MANUAL

DVD Mini Hi-Fi Audio

Please read this manual carefully before operating your set and retain it for future reference.

To view the instructions of advanced features, visit <http://www.lg.com> and then download Owner's Manual. Some of the content in this manual may differ from your unit.

MODEL

ON2DN




MFL71714710

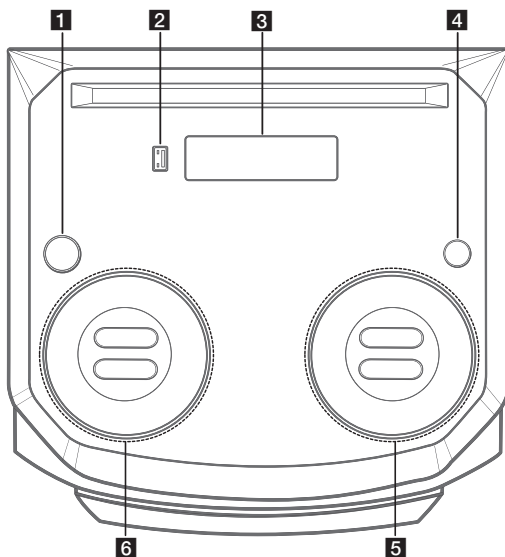
2005_Rev01

www.lg.com

Copyright © 2020 LG Electronics Inc. All Rights Reserved.



Top panel



1 ⏻ (Standby)

Turns the power on or off.

2 USB Port

You can play MP3 files by connecting the USB device.

3 Display window

4 F (Function)

Selects the function and input source.

5 ⏮/⏭ (Open/Close)

Opens and closes the disc tray.

⏮/⏭ (Skip/Scan)

- Skips backward or forward.
- Scans for a section within a track/file/chapter.

⏹ (Stop)

Stops playback.

VOL (Volume) -/+

Adjusts speaker volume.

⏮/⏭ (Play/Pause)

Starts or pauses playback.

6 MIC VOL (Microphone volume) -/+

Adjust microphone volume.

MIC (Microphone) ECHO -/+

Adjusts microphone echo level.

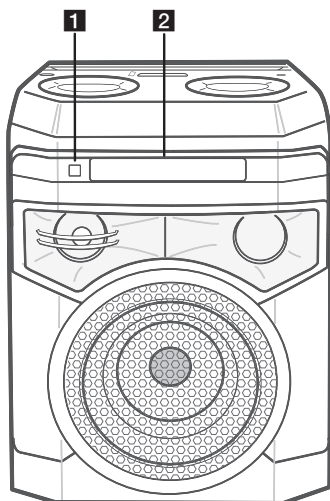
BASS -/+

Adjusts bass level.

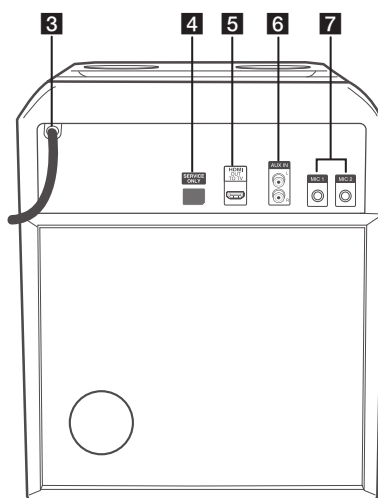
EQ

Chooses sound impressions.

Front panel / Rear panel



- 1** Remote sensor
- 2** Disc tray



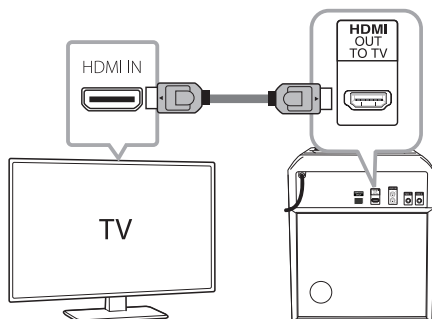
- 3** Power cord
- 4** **SERVICE ONLY:** S/W download connector
- 5** **HDMI OUT TO TV:** Connect to TV.
- 6** **AUX IN (L/R):** Connect an auxiliary device.
- 7** **MIC (Microphone) 1/2:** Connect a microphone.

1 TV Connection

HDMI Connection:

Connect with the Unit and TV using HDMI.

- 1** Connect the Unit to the TV using HDMI cable.
- 2** Set the input selector to HDMI on the TV.
- 3** Follow the instructions on the TV screen using remote control.



2 Home Menu


Home menu appears on the TV screen. Enjoy various functions on the player.



! Home menu only appears on DVD/CD function.

Additional Information

Specifications

Power Requirements	Refer to the main label on the unit.
Power Consumption	Refer to the main label on the unit.
Dimensions (W x H x D)	Approx. 300.0 mm x 390.0 mm x 324.0 mm
Bus Power Supply (USB)	5 V  500 mA

Design and specifications are subject to change without notice.

Declaration of Conformity



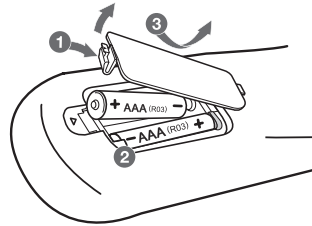
Hereby, LG Electronics declares that the radio equipment type DVD Mini Hi-Fi Audio is in compliance with Directive 2014/53/EU. The full text of the EU declaration of conformity is available at the following internet address:

<http://www.lg.com/global/support/cedoc/cedoc#>

For consideration of the user, this device should be installed and operated with a minimum distance of 20 cm between the device and the body.

Frequency range	Output power (Max.)
2402 to 2480 MHz	10 dBm

Replacement of battery



HDMI™
HIGH-DEFINITION MULTIMEDIA INTERFACE